



**BASEBALL
2010**

Japan
5th World University
Championship



INTERNATIONAL
University Sports

supported by **Panasonic**

Final Report

Final Standing

1



CUBA

2



UNITED STATES OF AMERICA

3



JAPAN

4



KOREA

5



CANADA

6



CHINESE TAIPEI

7



CHINA

8



SRI LANKA

Individual Awards

Most Valuable Player



Alfred Despaigne Rodriguez (CUB)

Leading Hitter



Jose Dariel Abreu Correa (CUB)

Pitcher with Best ERA



Matt Barnes (USA)

Pitcher with best won-lost average



Yadier Pedroso Gonzalez (CUB)

Most RBI



Yoennis Céspedes Milanes (CUB)

Most home runs



Jose Dariel Abreu Correa (CUB)

Most stolen bases



Mikie Mahtook (USA)

Most runs scored



Leonys Martin Tapanes (CUB)

Outstanding defensive player



Andrew Maggi (USA)

All star team members

Starting Pitcher



Miguel Alferedo Gonzalez Puebla (CUB)

Relief Pitcher



Tatsuya Oishi (JPN)

Catcher



Frank Camilo Morejon (CUB)

First baseman



Jose Dariel Abreu Correa (CUB)

Second baseman



Chad Marshal (CAN)

Third baseman



Chen Wei Chih (TPE)

Short stop



Jyorbis Borroto Jauregui (CUB)

Outfielders



Cespedes M., Yoennis (CUB)



Mikie Mahtook (USA)



Shota Ishimine (JPN)

Designated hitter



Ryan Wright (USA)

Officials

Competition Director

 Dick Naylor (USA)

Technical Commission Chief

 Dick Naylor (USA)


















Technical Commission

- | | |
|--|---|
|  Koji Aso (JPN) |  Yoshito Yoshikawa (JPN) |
|  Takashi Nakamoto (JPN) |  Masatake Yamanaka (JPN) |

Umpire Director

 Koji Aso (JPN)

Umpires

- | | |
|---|---|
|  Elmer Jerkovits (CAN) |  Li Weigeng (CHN) |
|  Yoon Myung-Hoon (KOR) |  Gregory Andrew Street (USA) |
|  Sirigampolage Sujeeva Jayantha Wijenayake (SRI) |  Huang Ming-Liang (TPE) |
|  Kazuhiko Kuwabara (JPN) |  Katsuhito Koyama (JPN) |
|  Seiichi Hayashi (JPN) |  Toshimi Totsuka (JPN) |
|  Jun Motoo (JPN) |  Tomohisa Yamaguchi (JPN) |
|  Tadashi Muramatsu (JPN) |  Takeru Kikuchi (JPN) |
|  Takanori Suzuki (JPN) |  Yasuhiro Ishizaki (JPN) |
|  Kazuya Numa (JPN) | |

Scoring Director

- | | |
|--|---|
|  Akio Nikaido (JPN) |  Akira Ishiwatari (JPN) |
|  Yoshinori Aizawa (JPN) | |

Scorekeepers

- | | |
|---|--|
|  Shuya Fukuda (JPN) |  Takuya Sumi (JPN) |
|  Shinsaku Seki (JPN) | |

Roster

|  | CANADA | | | | | | CAN |
|---|--------------------|---------|-----|-----|-----|----|-----|
| ## | Name | Pos | B/T | Ht | Wt | Cl | |
| 18 | REYNOLDS Adam | P | R/R | 189 | 87 | 4 | |
| 19 | BROWN Eric | P | L/R | 185 | 84 | 3 | |
| 20 | CASTILLO Luis | P | R/R | 178 | 84 | 4 | |
| 22 | MCDONALD Sheldon | P | L/L | 183 | 86 | 1 | |
| 29 | KOTCHIE Kyle | P | L/L | 190 | 92 | 3 | |
| 31 | KAYE Brandon | P | R/R | 193 | 95 | 3 | |
| 33 | HETHERINGTON Shawn | P | L/R | 197 | 100 | 3 | |
| 36 | WALKLING David | P | R/R | 193 | 98 | 2 | |
| 21 | WELCH Dan | C | R/R | 188 | 93 | 3 | |
| 7 | MARSHALL Chad | IF | L/R | 178 | 84 | 3 | |
| 15 | KING Taylor | IF | L/R | 193 | 93 | 4 | |
| 25 | ELLIS Mark | IF | R/R | 189 | 99 | 4 | |
| 26 | REGAN Garrett | IF | R/R | 191 | 102 | 4 | |
| 30 | BELL Carter | IF | R/R | 185 | 80 | 2 | |
| 3 | LENDVOY Nic | OF | R/R | 180 | 88 | 5 | |
| 5 | CARRUTHERS Blake | OF | R/R | 180 | 86 | 2 | |
| 9 | DENSEM Greg | OF | L/R | 178 | 86 | 1 | |
| 11 | WALLANCE Greg | OF | L/R | 188 | 91 | 3 | |
| 23 | DUNSMORE Aaron | OF | R/L | 183 | 84 | 4 | |
| 24 | FLEMMING Ryan | OF | L/R | 188 | 97 | 3 | |
| 4 | PLAXTON Todd | COACH | | | | | |
| 8 | WHITELY Cavanagh | MANAGER | | | | | |
| 14 | BALLANTYNE Scott | MANAGER | | | | | |
| 41 | CROWTHER Brent | MANAGER | | | | | |

Roster

|  | CHINA | | | | | | CHN |
|---|----------------|---------|-----|-----|-----|----|-----|
| ## | Name | Pos | B/T | Ht | Wt | Cl | |
| 0 | ZHANG Peng | P | R/R | 183 | 95 | 1 | |
| 11 | DONG Shi | P | R/R | 182 | 76 | 1 | |
| 15 | YAO Wang | P | L/L | 180 | 82 | 2 | |
| 18 | YANG Zhen | P | R/R | 187 | 82 | 4 | |
| 20 | XIA Kangnan | P | R/R | 191 | 75 | 4 | |
| 25 | HU Kaiyan | P | R/R | 181 | 80 | 2 | |
| 26 | ZHAO Xieyi | P | R/R | 195 | 105 | 4 | |
| 57 | ZHANG Jun | P | R/R | 180 | 88 | 2 | |
| 2 | HAO Guochen | C | R/R | 181 | 92 | 2 | |
| 4 | LU Yang | C | L/R | 177 | 72 | 2 | |
| 3 | ZHANG Ji | IF | L/R | 187 | 75 | 4 | |
| 5 | CHENG Yu | IF | R/R | 175 | 85 | 2 | |
| 6 | ZHANG Qianbin | IF | R/R | 186 | 86 | 4 | |
| 19 | DONG Chunhua | IF | R/R | 184 | 76 | 1 | |
| 28 | ZHANG Xiaochen | IF | R/R | 182 | 75 | 4 | |
| 29 | LI Chao | IF | L/R | 175 | 77 | 4 | |
| 8 | JIANG Longting | OF | L/R | 180 | 75 | 4 | |
| 50 | XIA Zhengyan | OF | R/R | 178 | 75 | 2 | |
| 52 | CHEN Xiang | OF | R/R | 172 | 60 | 4 | |
| 31 | YE Mingqiang | COACH | | | | | |
| 30 | SHAN Wei | COACH | | | | | |
| 99 | ZHANG Yufeng | MANAGER | | | | | |

Roster



KOREA

KOR

| ## | Name | Pos | B/T | Ht | Wt | Cl |
|----|-----------------|---------|-----|-----|----|----|
| 11 | LEE Hee Sung | P | L/L | 185 | 90 | 4 |
| 14 | LIM Chi Young | P | L/R | 180 | 75 | 3 |
| 17 | JUNG Tae Seung | P | L/L | 180 | 84 | 4 |
| 20 | NO Sung Ho | P | L/L | 181 | 91 | 3 |
| 21 | YOON myung June | P | R/R | 178 | 73 | 3 |
| 37 | SHIN Jae Yung | P | R/R | 185 | 86 | 3 |
| 38 | LEE Kyung Woo | P | R/R | 184 | 75 | 4 |
| 47 | NA Sung Bum | P | L/L | 183 | 93 | 3 |
| 27 | YOON Yeo Woon | C | R/R | 181 | 85 | 3 |
| 52 | CHO Youn Joon | C | R/R | 184 | 90 | 3 |
| 6 | KO Young Woo | IF | L/R | 183 | 78 | 2 |
| 7 | NO Jin Hyuk | IF | L/R | 184 | 81 | 3 |
| 16 | SEO Sang Woo | IF | L/R | 187 | 90 | 3 |
| 25 | JUNG Youn Tae | IF | R/R | 181 | 80 | 4 |
| 33 | KIM Yong Ho | IF | R/R | 188 | 95 | 4 |
| 56 | SHIN Bon Ki | IF | R/R | 178 | 79 | 3 |
| 1 | LEE Tae Gyun | OF | L/R | 180 | 76 | 4 |
| 10 | KU Bon Wook | OF | R/R | 182 | 80 | 2 |
| 23 | PARK Tae Kyun | OF | L/R | 178 | 76 | 2 |
| 31 | LEE Jing Wook | OF | R/R | 184 | 80 | 3 |
| 39 | PARK Jeong Geum | OF | L/L | 175 | 77 | 3 |
| 53 | KO Jong Wook | OF | L/R | 185 | 82 | 1 |
| 71 | LEE Yeon Soo | MANAGER | | | | |
| 81 | JANG Jung Soon | COACH | | | | |
| 72 | SOK Soo Chul | COACH | | | | |
| 73 | KIM Soo Hwan | COACH | | | | |

Roster



CUBA

CUB

| ## | Name | Pos | B/T | Ht | Wt | Cl |
|----|----------------------|---------|-----|-----|-----|----|
| 23 | JIMENEZ S. Ismel | P | R/R | 178 | 89 | 4 |
| 32 | RIVERO L. Armando | P | R/R | 192 | 77 | 3 |
| 34 | GARCIA E. Vladimir | P | R/R | 188 | 120 | 1 |
| 43 | DESPAIGNE O. O. | P | R/R | 182 | 91 | 4 |
| 62 | PEDROSO G. Yadier | P | R/R | 180 | 100 | 3 |
| 63 | RODRIGUEZ M. A. | P | R/R | 183 | 90 | 4 |
| 74 | SANCHEZ C. Arleys | P | L/L | 179 | 89 | G |
| 75 | GONZALEZ P. Miguel A | P | R/R | 188 | 84 | 2 |
| 94 | HINOJOSA H. Dalier | P | R/R | 183 | 90 | 1 |
| 11 | ALARCON T. Yosvani | C | R/R | 181 | 85 | 1 |
| 15 | ALBERRO S. Yaismel | C | R/R | 172 | 90 | 3 |
| 45 | MOREJON Frank C | C | R/R | 176 | 92 | 5 |
| 6 | DIAZ S. Aledmis | IF | R/R | 183 | 84 | 2 |
| 8 | CERCE M. Yoilan | IF | R/R | 172 | 76 | 4 |
| 12 | OLIVERA A. Hector | IF | R/R | 187 | 74 | G |
| 22 | MARTIN T. Leonis | IF | L/R | 184 | 81 | 3 |
| 35 | BORROTO J. Yorbis | IF | R/R | 177 | 78 | G |
| 79 | ABREU C. Jose. D. | IF | R/R | 192 | 112 | 3 |
| 5 | URRUTIA R. Henry | OF | B/L | 193 | 82 | 5 |
| 51 | CESPEDES M. Yoennis | OF | R/R | 178 | 96 | G |
| 54 | DESPAIGNE R. Alfredo | OF | R/R | 174 | 91 | 4 |
| 66 | LUNAR A. Ramon | OF | R/R | 180 | 76 | 4 |
| 39 | MARTIN S. Eduardo | MANAGER | | | | |
| 57 | AVERHOFF G. Ibrahim | COACH | | | | |
| 17 | JOVA Q. Luis | COACH | | | | |
| 10 | LINARES I. Omar | COACH | | | | |
| 24 | ELOSEGUI S. Jose | COACH | | | | |

Roster



UNITED STATES OF AMERICA

USA

| ## | Name | Pos | B/T | Ht | Wt | CI |
|----|--------------------|---------|-----|-----|-----|----|
| 2 | GRAY Sonny | P | R/R | 180 | 81 | 2 |
| 10 | COLE Gerrit | P | R/R | 193 | 97 | 2 |
| 12 | MCGOUGH Scott | P | R/R | 185 | 83 | 2 |
| 18 | WINKLER Kyle | P | R/R | 180 | 86 | 2 |
| 24 | RAMIREZ Noe | P | R/R | 191 | 81 | 2 |
| 26 | BARNES Matt | P | R/R | 193 | 91 | 2 |
| 35 | ANDERSON Tyler | P | L/L | 193 | 97 | 2 |
| 36 | GILMARTIN Sean | P | L/L | 188 | 86 | 2 |
| 40 | MOONEYHAM Brett | P | L/L | 196 | 106 | 2 |
| 45 | JOHNSON Brian | P | L/L | 191 | 101 | 1 |
| 9 | O'BRIEN Peter | C | R/R | 191 | 97 | 2 |
| 16 | RODRIGUEZ Steve | C | L/R | 185 | 88 | 2 |
| 4 | MILLER Brad | IF | R/R | 183 | 79 | 2 |
| 5 | FONTANA Nolan | IF | L/R | 180 | 86 | 1 |
| 6 | WRIGHT Ryan | IF | R/R | 185 | 89 | 2 |
| 27 | ESPOSITO Jason | IF | R/R | 186 | 90 | 2 |
| 30 | RAMIREZ Nick | IF | L/L | 181 | 101 | 2 |
| 8 | MAHTOOK Mikie | OF | R/R | 185 | 88 | 2 |
| 14 | SPRINGER George | OF | R/R | 191 | 90 | 2 |
| 15 | MAGGI Drew | OF | R/R | 183 | 77 | 2 |
| 23 | BRADLEY Jackie Jr. | OF | L/R | 178 | 79 | 2 |
| 25 | DICKERSON Alex | OF | L/L | 191 | 95 | 2 |
| 11 | KINNEBERG Bill | MANAGER | | | | |
| 29 | SERRANO Dave | COACH | | | | |
| 1 | BLANKMEYER Ed | COACH | | | | |
| 32 | GIARRATANO Nino | COACH | | | | |

Roster




SRI LANKA


SRI

| ## | Name | Pos | B/T | Ht | Wt | CI |
|----|----------------------|---------|-----|-----|----|----|
| 16 | PRASAD A.L.T.A | P | L/L | 165 | 51 | 2 |
| 25 | NERANJAN B.I.Imiya.M | P | L/R | 174 | 68 | 3 |
| 36 | ASANKA S. Henegedara | P | R/R | 175 | 67 | 3 |
| 85 | RAJITHA P.Hewa D. | P | R/R | 174 | 70 | 1 |
| 10 | BHANUKA R.S.S.A | C | L/R | 175 | 75 | 3 |
| 21 | RUWAN S. Adikari.M | C | L/R | 159 | 54 | 4 |
| 9 | THEEKSHANA U.G | IF | R/R | 174 | 62 | 2 |
| 17 | INDIKA W | IF | R/R | 174 | 64 | 4 |
| 18 | HITHTHATIYA L.D.R.D. | IF | R/R | 170 | 56 | 2 |
| 23 | NIROSHAN S.G.P.G.P | IF | L/L | 171 | 65 | 2 |
| 26 | WITHANAGE D.T.D.M | IF | R/R | 172 | 60 | 1 |
| 27 | DON I.D. Nanayakkara | IF | R/R | 168 | 67 | 4 |
| 32 | SAMARASINGHEGE R.B.S | IF | R/R | 171 | 60 | 2 |
| 33 | NUWAN Gunarathna | IF | R/R | 166 | 55 | 3 |
| 89 | LASANTHA S.M.U.M.U.M | IF | R/R | 174 | 56 | 1 |
| 3 | SAHAN L.K.G.G | OF | R/R | 165 | 57 | 2 |
| 24 | VITHANAGE D.M.P.N | OF | R/R | 168 | 65 | 3 |
| 54 | GAYAN S. T. A | OF | L/R | 178 | 64 | 4 |
| 69 | GAYAN M.K.P.G | OF | R/R | 162 | 61 | 3 |
| 77 | JEEWAKA C. P. N. H | OF | R/R | 162 | 58 | 1 |
| 50 | WATANABE Yasuma | MANAGER | | | | |









Roster

|  | | CHINESE TAIPEI | | | | | TPE |
|---|-------------------|----------------|-----|-----|----|----|-----|
| ## | Name | Pos | B/T | Ht | Wt | Cl | |
| 10 | LIN Yu Ching | P | L/R | 180 | 82 | 3 | |
| 16 | HSU Wen Cheng | P | R/R | 187 | 92 | 4 | |
| 19 | LAI Hung Cheng | P | L/L | 180 | 75 | 5 | |
| 34 | TSENG Tsung Hsuan | P | R/R | 182 | 80 | 1 | |
| 47 | CHEN Kuan Yu | P | L/L | 178 | 73 | 1 | |
| 59 | LIAO Chuang Ju | P | L/L | 180 | 72 | 2 | |
| 77 | LIN Chen Hua | P | R/R | 186 | 85 | 3 | |
| 85 | LIAO Wen-Yang | P | R/R | 177 | 80 | 4 | |
| 97 | CHIU Hao Chun | P | R/R | 180 | 62 | 1 | |
| 13 | CHOU Sheng Hsun | C | R/R | 164 | 70 | 3 | |
| 14 | WANG Chun Chieh | C | R/R | 174 | 70 | 3 | |
| 23 | YANG Kuan Wei | C | R/R | 182 | 85 | 3 | |
| 2 | TANG Ting Yu | IF | R/R | 170 | 65 | 3 | |
| 5 | CHEN Wei Chih | IF | R/R | 168 | 72 | 3 | |
| 11 | YANG Hsien Hsien | IF | R/R | 169 | 69 | G | |
| 61 | TENG Chih Wei | IF | L/R | 187 | 90 | 3 | |
| 64 | LIN Wei Ting | IF | R/R | 178 | 80 | 3 | |
| 66 | HUANG Chih Pei | IF | R/R | 183 | 90 | 4 | |
| 8 | LAN Yin Lun | OF | L/R | 181 | 83 | 2 | |
| 24 | LIN Chun Liang | OF | L/R | 176 | 66 | 2 | |
| 42 | HUANG Yi Kun | OF | R/R | 175 | 80 | 1 | |
| 99 | HUNG Chen Yu | OF | L/L | 174 | 90 | 3 | |
| 3 | YEH Chih Shien | MANAGER | | | | | |
| 88 | KUO Tai Yuan | COACH | | | | | |
| 6 | CHEN Wei Chen | COACH | | | | | |
| 32 | KUNG Jung Tang | COACH | | | | | |

Roster

|  | | JAPAN | | | | | JPN |
|---|--------------------|---------|-----|-----|-----|----|-----|
| ## | Name | Pos | B/T | Ht | Wt | Cl | |
| 1 | SAITO Yuki | P | R/R | 175 | 75 | 4 | |
| 11 | SUGANO Tomoyuki | P | R/R | 185 | 86 | 3 | |
| 14 | INUI Masahiro | P | L/L | 175 | 74 | 4 | |
| 15 | OHISHI Tatsuya | P | L/R | 182 | 76 | 4 | |
| 17 | FUJIOKA Takahiro | P | L/L | 181 | 80 | 3 | |
| 18 | KAGAMI Kisho | P | R/R | 186 | 88 | 4 | |
| 20 | NOMURA Yusuke | P | R/R | 177 | 72 | 3 | |
| 21 | NAKAUSHIRO | P | L/L | 182 | 72 | 3 | |
| 22 | KOIKE Shota | C | R/R | 183 | 83 | 4 | |
| 27 | FUSHIMI Torai | C | R/R | 182 | 83 | 2 | |
| 2 | INOUE Seiya | IF | R/R | 180 | 100 | 3 | |
| 3 | WATANABE Kimio | IF | L/R | 164 | 66 | 4 | |
| 4 | ABE Toshihiro | IF | L/R | 180 | 73 | 4 | |
| 5 | SUZUKI Daichi | IF | L/R | 175 | 75 | 3 | |
| 6 | ARAKI Fumiya | IF | L/R | 180 | 75 | 4 | |
| 7 | OKAZAKI Keisuke | IF | R/R | 172 | 75 | 3 | |
| 8 | MATSUMOTO Koichiro | IF | L/R | 178 | 78 | 2 | |
| 26 | TAKI Hiroshi | IF | L/R | 178 | 74 | 2 | |
| 9 | ITO Hayata | OF | L/R | 176 | 82 | 3 | |
| 10 | ISHIMINE Shota | OF | R/R | 178 | 78 | 4 | |
| 24 | HASEGAWA Yuichi | OF | R/R | 177 | 80 | 4 | |
| 25 | WAKAMATSU Masahiro | OF | R/R | 180 | 90 | 4 | |
| 30 | ENOMOTO Tamotsu | MANAGER | | | | | |
| 40 | OUTAKE Atsuyoshi | COACH | | | | | |
| 50 | YOKOI Hitoki | COACH | | | | | |
| 55 | FURUKAWA Yuichi | COACH | | | | | |

※ G= Graduated

| Teams | |
|---|--|
| PoolA | PoolB |
|  Canada(CAN) |  China(CHN) |
|  United States of America(USA) |  Korea(KOR) |
|  Sri Lanka(SRI) |  Cuba(CUB) |
|  Chinese Taipei(TPE) |  Japan(JPN) |

Schedule

| Game | At time | Ballpark | Pool | Home team | Visiting team | Final Score | Inn. |
|--------------------|---------|----------|------|---|---|-------------|------|
| Friday 30th July | | | | | | | |
| 1 | 12:00 | Jingu | A |  TPE |  CAN | 2-3 | 9 |
| 2 | 18:00 | Jingu | B |  JPN |  KOR | 4-0 | 9 |
| 3 | 14:00 | U-S | A |  USA |  SRI | 15-0 | 5 |
| Saturday 31st July | | | | | | | |
| 4 | 12:00 | Jingu | B |  KOR |  CUB | 0-18 | 5 |
| 5 | 18:00 | Jingu | B |  CHN |  JPN | 0-15 | 6 |
| 6 | 14:00 | U-S | A |  CAN |  SRI | 18-0 | 5 |
| Sunday 1st August | | | | | | | |
| 7 | 12:00 | Jingu | B |  JPN |  CUB | 7-12 | 9 |
| 8 | 18:00 | Jingu | A |  USA |  TPE | 8-7 | 11 |
| 9 | 14:00 | U-S | B |  KOR |  CHN | 13-4 | 9 |
| Monday 2nd August | | | | | | | |
| 10 | 12:00 | Y'hama | A |  SRI |  TPE | 0-16 | 5 |
| 11 | 18:00 | Y'hama | A |  CAN |  USA | 1-8 | 9 |
| 12 | 14:00 | KAIT | B |  CUB |  CHN | 15-0 | 5 |
| Tuesday 3rd August | | | | | | | |
| 13 | 12:00 | Y'hama | |  USA |  CHN | 11-0 | 7 |
| 14 | 14:00 | KAIT | |  CAN |  KOR | 4-7 | 9 |





Wednesday 4th August

| | | | | | | |
|----|-------|--------|---|---|------|---|
| 15 | 12:00 | Y'hama |  CUB |  SRI | 14-0 | 7 |
| 16 | 18:00 | Y'hama |  JPN |  TPE | 13-0 | 7 |
| 17 | 14:00 | KAIT |  CHN |  CAN | 3-17 | 7 |





Thursday 5th August

| | | | | | | |
|----|-------|--------|---|---|------|---|
| 18 | 12:00 | Y'hama |  CUB |  KOR | 11-1 | 8 |
| 19 | 18:00 | Y'hama |  USA |  JPN | 4-2 | 9 |
| 20 | 14:00 | KAIT |  TPE |  SRI | 21-0 | 5 |

Friday 6th August

| | | | | | | |
|----|-------|-------|---|---|-------|----|
| 21 | 12:00 | Jingu |  TPE |  CAN | 14-15 | 10 |
| 22 | 14:00 | U-S |  CHN |  SRI | 10-0 | 8 |

Saturday 7th August

| | | | | | | |
|----|-------|-------|---|---|-----|----|
| 23 | 12:00 | Jingu |  JPN |  KOR | 9-0 | 9 |
| 24 | 18:00 | Jingu |  CUB |  USA | 4-3 | 10 |

※Jingu = Meiji Jingu Stadium

U-S = Utsumi - Shimaoka Ballpark

Y'hama = Yokohama Stadium

KAIT = KAIT Stadium

Pool A

| | |  |  |  |  | Game | W | L | Ave. |
|---|---|---|---|---|---|------|---|---|-------|
| 1 |  U.S.A. | - | W 8-1 | W 8-7 | W 15-0 | 3 | 3 | 0 | 1.000 |
| 2 |  Canada | L 1-8 | - | W 3-2 | W 18-0 | 3 | 2 | 1 | 0.667 |
| 3 |  Chinese Taipei | L 7-8 | L 2-3 | - | W 16-0 | 3 | 1 | 2 | .333 |
| 4 |  Sri Lanka | L 0-15 | L 0-18 | L 0-16 | - | 3 | 0 | 3 | .000 |

Pool B

| | |  |  |  |  | Game | W | L | Ave. |
|---|--|---|---|---|---|------|---|---|-------|
| 1 |  Cuba | - | W 12-7 | W 18-0 | W 15-0 | 3 | 3 | 0 | 1.000 |
| 2 |  Japan | L 7-12 | - | W 4-0 | W 15-0 | 3 | 2 | 1 | .667 |
| 3 |  Korea | L 0-18 | L 0-4 | - | W 13-4 | 3 | 1 | 2 | .333 |
| 4 |  China | L 0-15 | L 0-15 | L 4-13 | - | 3 | 0 | 3 | .000 |

Tournament Summary

| TEAM BATTING | G | Avg | AB | R | H | 2B | 3B | HR | BB | SO | SB-ATT |
|----------------|-----------|--------------|-------------|------------|------------|-----------|-----------|-----------|------------|------------|--------------|
| CUBA | 6 | 0.462 | 197 | 74 | 91 | 16 | 3 | 15 | 21 | 16 | 5-8 |
| CHINESE TAIPEI | 6 | 0.372 | 207 | 60 | 77 | 17 | 3 | 7 | 15 | 39 | 5-7 |
| JAPAN | 6 | 0.333 | 189 | 50 | 63 | 13 | 5 | 5 | 26 | 35 | 7-9 |
| CANADA | 6 | 0.325 | 203 | 58 | 66 | 12 | 6 | 7 | 27 | 39 | 6-8 |
| AMERICA | 6 | 0.307 | 199 | 49 | 61 | 13 | 1 | 8 | 20 | 39 | 12-13 |
| KOREA | 6 | 0.240 | 175 | 21 | 42 | 5 | 3 | 0 | 18 | 58 | 6-11 |
| CHINA | 6 | 0.174 | 144 | 17 | 25 | 3 | 2 | 2 | 8 | 44 | 6-6 |
| SRI LANKA | 6 | 0.090 | 111 | 0 | 10 | 2 | 0 | 0 | 7 | 60 | 4-7 |
| Totals | 24 | 0.305 | 1425 | 329 | 435 | 81 | 23 | 44 | 142 | 330 | 51-69 |

| TEAM PITCHING | G | ERA | W | L | Sv | IP | H | R | ER | BB | SO |
|----------------|-----------|-------------|-----------|-----------|----------|--------------|------------|------------|------------|------------|------------|
| CUBA | 6 | 1.23 | 6 | 0 | 0 | 44.0 | 31 | 11 | 6 | 7 | 61 |
| AMERICA | 6 | 1.43 | 5 | 1 | 1 | 50.1 | 41 | 14 | 8 | 9 | 59 |
| JAPAN | 6 | 2.81 | 4 | 2 | 0 | 48.0 | 37 | 16 | 15 | 7 | 72 |
| CANADA | 6 | 4.59 | 4 | 2 | 1 | 49.0 | 45 | 34 | 25 | 24 | 45 |
| CHINESE TAIPEI | 6 | 4.80 | 2 | 4 | 0 | 45.0 | 57 | 39 | 24 | 17 | 39 |
| KOREA | 6 | 9.20 | 2 | 4 | 0 | 46.0 | 64 | 50 | 47 | 23 | 30 |
| CHINA | 6 | 15.23 | 1 | 5 | 0 | 39.0 | 72 | 71 | 66 | 34 | 19 |
| SRI LANKA | 6 | 22.12 | 0 | 6 | 0 | 31.1 | 88 | 94 | 77 | 21 | 5 |
| Totals | 24 | 6.84 | 24 | 24 | 2 | 352.2 | 435 | 329 | 268 | 142 | 330 |

| TEAM FIELDING | G | PO | A | E | Pct | DP | PB | SBA-ATT |
|----------------|-----------|-------------|------------|-----------|--------------|-----------|-----------|--------------|
| CUBA | 6 | 132 | 42 | 2 | 0.989 | 0 | 0 | 5-6 |
| AMERICA | 6 | 151 | 59 | 4 | 0.981 | 3 | 4 | 5-6 |
| JAPAN | 6 | 144 | 55 | 4 | 0.980 | 2 | 1 | 2-4 |
| KOREA | 6 | 138 | 52 | 6 | 0.969 | 4 | 1 | 3-5 |
| CANADA | 6 | 147 | 64 | 8 | 0.963 | 6 | 3 | 6-8 |
| CHINESE TAIPEI | 6 | 135 | 64 | 9 | 0.957 | 1 | 2 | 8-11 |
| CHINA | 6 | 117 | 45 | 8 | 0.953 | 0 | 0 | 10-15 |
| SRI LANKA | 6 | 94 | 30 | 13 | 0.905 | 0 | 4 | 12-14 |
| Totals | 24 | 1058 | 411 | 54 | 0.965 | 16 | 15 | 51-69 |

INDIVIDUAL BATTING

| Min 2.7 AB/Team game | G | Avg | AB | R | H | RBI | 2B | 3B | HR | BB |
|-------------------------|---|-------|----|----|----|-----|----|----|----|----|
| ABREU C Jose D-CUB | 6 | 0.556 | 18 | 9 | 10 | 12 | 1 | 1 | 4 | 2 |
| DESPAIGNE R Alfredo-CUB | 6 | 0.542 | 24 | 12 | 13 | 12 | 3 | 0 | 4 | 3 |
| CHEN Wei Chih-TPE | 6 | 0.524 | 21 | 5 | 11 | 7 | 3 | 0 | 1 | 0 |
| CESPEDES M Yoennis-CUB | 6 | 0.500 | 22 | 12 | 11 | 14 | 2 | 0 | 4 | 1 |
| MOREJON Frank C-CUB | 6 | 0.500 | 18 | 3 | 9 | 5 | 2 | 1 | 0 | 1 |
| ISHIMINE Shota-JPN | 6 | 0.458 | 24 | 9 | 11 | 9 | 1 | 2 | 1 | 2 |
| WRIGHT Ryan-USA | 6 | 0.458 | 24 | 8 | 11 | 6 | 2 | 0 | 1 | 1 |
| LAN Yin Lun-TPE | 6 | 0.455 | 22 | 8 | 10 | 6 | 2 | 0 | 0 | 1 |
| MARTIN T Leonis-CUB | 6 | 0.450 | 20 | 14 | 9 | 2 | 2 | 0 | 0 | 8 |
| DIAZ S Aledmis-CUB | 6 | 0.450 | 20 | 3 | 9 | 8 | 0 | 0 | 1 | 0 |

INDIVIDUAL PITCHING

| Min 0.8 IP/Team game | App | ERA | W-L | Sv | IP | H | R | ER | BB | SO |
|-------------------------|-----|------|-----|----|------|----|---|----|----|----|
| BARNES Matt-USA | 1 | 0.00 | 1-0 | 0 | 7.0 | 3 | 0 | 0 | 1 | 8 |
| HINOJOSA H Dalier-CUB | 2 | 0.00 | 1-0 | 0 | 7.0 | 0 | 0 | 0 | 2 | 16 |
| ANDERSON Tyler-USA | 1 | 0.00 | 1-0 | 0 | 5.0 | 2 | 0 | 0 | 0 | 6 |
| NOMURA Yusuke-JPN | 3 | 0.00 | 0-0 | 0 | 5.0 | 1 | 0 | 0 | 0 | 11 |
| CHIU Hao Chun-TPE | 2 | 0.00 | 1-0 | 0 | 5.0 | 1 | 0 | 0 | 1 | 9 |
| COLE Gerrit-USA | 2 | 0.69 | 0-0 | 0 | 13.0 | 16 | 2 | 1 | 1 | 10 |
| PEDROSO G Yadier-CUB | 2 | 0.71 | 2-0 | 0 | 12.2 | 8 | 1 | 1 | 1 | 14 |
| GONZALEZ P Miguel A-CUB | 2 | 0.71 | 0-0 | 0 | 12.2 | 12 | 6 | 1 | 3 | 18 |
| GRAY Sonny-USA | 2 | 0.75 | 2-0 | 0 | 12.0 | 4 | 2 | 1 | 2 | 20 |
| REYNOLDS Adam-CAN | 3 | 2.45 | 1-0 | 1 | 7.1 | 5 | 7 | 2 | 8 | 6 |

| HITS | |
|-------------------------|----|
| DESPAIGNE R Alfredo-CUB | 13 |
| MARSHALL Chad-CAN | 12 |
| HUANG Chih Pei-TPE | 12 |
| 4 tied with 11 hit(s) | |

| RUNS SCORED | |
|-----------------------------|----|
| MARTIN T Leonis-CUB | 14 |
| CESPEDES M Yoennis-CUB | 12 |
| DESPAIGNE R Alfredo-CUB | 12 |
| 4 tied with 9 run(s) scored | |

| RUNS BATTED IN | |
|-------------------------|----|
| CESPEDES M Yoennis-CUB | 14 |
| DESPAIGNE R Alfredo-CUB | 12 |
| ABREU C Jose D-CUB | 12 |
| YANG Kuan Wei-TPE | 11 |
| HUANG Chih Pei-TPE | 11 |

| DOUBLES | |
|-------------------------|---|
| REGAN Garrett-CAN | 4 |
| 7 tied with 3 double(s) | |

| TRIPLES | |
|--------------------------|---|
| ISHIMINE Shota-JPN | 2 |
| WALLANCE Greg-CAN | 2 |
| 19 tied with 1 triple(s) | |

| HOME RUNS | |
|---------------------------|---|
| ABREU C Jose D-CUB | 4 |
| CESPEDES M Yoennis-CUB | 4 |
| DESPAIGNE R Alfredo-CUB | 4 |
| ITO Hayata-JPN | 3 |
| 5 tied with 2 home run(s) | |

| TOTAL BASES | |
|------------------------------|----|
| DESPAIGNE R Alfredo-CUB | 28 |
| CESPEDES M Yoennis-CUB | 25 |
| ABREU C Jose D-CUB | 25 |
| HUANG Chih Pei-TPE | 22 |
| 2 tied with 19 total base(s) | |

| STOLEN BASES | | SB-ATT |
|------------------------------|--|--------|
| MAHTOOK Mikie-USA | | 4-4 |
| MARTIN T Leonis-CUB | | 4-6 |
| 4 tied with 3 stolen base(s) | | |

| STRIKEOUTS | | IP | SO |
|-----------------------------|--|------|----|
| GRAY Sonny-USA | | 12.0 | 20 |
| GONZALEZ P Miguel A-CUB | | 12.2 | 18 |
| HINOJOSA H Dalier-CUB | | 7.0 | 16 |
| PEDROSO G Yadier-CUB | | 12.2 | 14 |
| 2 tied with 13 strikeout(s) | | | |

Abbreviations

HITTING

| | |
|----------|--------------------------------------|
| 2B | Doubles |
| 3B | Triples |
| AB | At bats |
| AVG | Batting average |
| BB | Base on balls |
| GPD | Grounded into double plays |
| GP / GS | Games played / Games started |
| H | Base hits |
| HBP | Hit by pitch |
| HR | Home runs |
| IBB | Intentional base on balls |
| OB% | On base percentage |
| R | Runs scored |
| RBI | Runs batted in |
| SB / ATT | Stolen bases / Stolen bases attempts |
| SF | Sacrifice flies |
| SH | Sacrifice hits |
| SLG% | Slugging percentage |
| SO | Strikeouts |
| TB | Total bases |

PITCHING

| | |
|----------|-----------------------------------|
| 2B | Doubles allowed |
| 3B | Triples allowed |
| AB | At bats |
| APP / GS | Appearances / Game starts |
| B/Avg | Opponent batting average |
| BB | Base on balls allowed |
| BF | Batters faced |
| IBB | Intentional base on balls allowed |
| BK | Balk |
| CG | Complete games |
| ER | Earned runs allowed |
| ERA | Earned run average |
| FO | Fly outs |
| GO | Ground outs |
| H | Hits allowed |
| HBP | Hit by pitch |
| HR | Home runs allowed |
| IP | Innings played |
| R | Runs allowed |
| SFA | Sacrifice flies allowed |
| SHA | Sacrifice hits allowed |
| SHO/CHO | Shutouts / Combination shutouts |
| SO | Strikeouts |
| SV | Saves |
| W/L | Wins/Losses |
| WP | Wild pitches |
| NP | Number of pitches |

FIELDING

| | |
|------|---|
| A | Assists |
| C | Chances |
| CI | Catcher's interference |
| CSB | Caught stealing by (pitcher and catcher) |
| DPS | Double plays participated in |
| E | Errors |
| FLD% | Fielding percentage |
| PB | Passed balls (catcher) |
| PO | Putouts |
| SBA | Stolen bases allowed (pitcher and catcher) |
| SBA% | Stolen bases against percentage (pitcher and catcher) |

ANALYSIS STATISTICS

| | |
|-----------------------------|---|
| vs Left | Avg against left-handed pitchers |
| vs Right | Avg against right-handed pitchers |
| rch by leadoff | Avg when leading off an inning |
| with 2 outs | Avg when batting with 2 outs |
| w/runners on | Avg when batting with runners on base |
| w/bases empty | Avg when batting with bases empty |
| RBI ops | Avg when batting with runners on 2nd or 3rd base |
| Gnd out | Number of ground outs (includes SACs, but not errors) |
| Fly out | Number of fly outs (includes SFs, but not errors) |
| Fly / Gnd | Fly outs to ground outs ratio |
| pinch hitting | Avg as pinch hitter |
| with runners in scoring pos | Avg when batting with runners in scoring positions |
| w/rnr on 3rd and LT 2 outs | Avg when batting with runner on third base and less than 2 outs |
| with 2 outs | Avg when batting with 2 outs |
| 2 out rbi | Runs batted in with 2 outs |
| success advancing rnr | Success advancing runners |
| #rnr adv w/out | Number of times batter made an out and advanced at least 1 runner |
| rnr lob | Number of runners left on base by last batter of inning |
| rch err | Reach first base on error |
| rch fc | Reach first base on fielder's choice |
| kl | Strikeouts look |

Game Summary 1



CHINESE TAIPEI - CANADA



Score by Innings R H E

| | | | | | | | | | | |
|----------------|---|---|---|---|---|---|---|---|---|---|
| CANADA | 0 | 2 | 0 | 1 | 0 | 0 | 0 | 3 | 8 | 1 |
| CHINESE TAIPEI | 0 | 0 | 1 | 0 | 0 | 0 | 1 | 2 | 4 | 2 |

CANADA 3 (1-0)

| Player | AB | R | H | BI | 2B | 3B | HR | BB | SB | CS | HP | SH | SF | SO | IBB | KL | GDP | PO | A | E |
|---------------|----|---|---|----|----|----|----|----|----|----|----|----|----|----|-----|----|-----|----|----|---|
| MARSHALL 2b | 5 | 0 | 1 | 0 | 0 | 0 | 0 | 0 | 1 | 0 | 0 | 0 | 0 | 0 | 0 | 0 | 0 | 2 | 5 | 1 |
| WALLANCE cf | 3 | 0 | 0 | 0 | 0 | 0 | 0 | 1 | 1 | 0 | 1 | 0 | 0 | 0 | 0 | 0 | 0 | 3 | 0 | 0 |
| DUNSMORE lf | 3 | 0 | 1 | 0 | 0 | 0 | 0 | 2 | 0 | 1 | 0 | 0 | 0 | 0 | 0 | 0 | 0 | 2 | 0 | 0 |
| ELLIS 3b | 4 | 0 | 0 | 0 | 0 | 0 | 0 | 0 | 0 | 0 | 0 | 0 | 0 | 0 | 0 | 0 | 0 | 1 | 2 | 0 |
| FLEMMING dh | 4 | 1 | 1 | 1 | 0 | 0 | 1 | 0 | 0 | 0 | 0 | 0 | 0 | 2 | 0 | 0 | 0 | 0 | 0 | 0 |
| WELCH c | 4 | 0 | 2 | 0 | 1 | 0 | 0 | 0 | 0 | 0 | 0 | 0 | 0 | 0 | 0 | 0 | 0 | 4 | 0 | 0 |
| REGAN 1b | 3 | 1 | 0 | 0 | 0 | 0 | 0 | 1 | 0 | 0 | 0 | 0 | 0 | 0 | 0 | 0 | 1 | 10 | 0 | 0 |
| CARRUTHERS rf | 4 | 1 | 2 | 0 | 0 | 1 | 0 | 0 | 0 | 0 | 0 | 0 | 0 | 0 | 0 | 0 | 0 | 4 | 1 | 0 |
| BELL ss | 4 | 0 | 1 | 1 | 0 | 0 | 0 | 0 | 0 | 0 | 0 | 0 | 0 | 1 | 0 | 0 | 0 | 1 | 2 | 0 |
| MCDONALD p | 0 | 0 | 0 | 0 | 0 | 0 | 0 | 0 | 0 | 0 | 0 | 0 | 0 | 0 | 0 | 0 | 0 | 0 | 0 | 0 |
| REYNOLDS p | 0 | 0 | 0 | 0 | 0 | 0 | 0 | 0 | 0 | 0 | 0 | 0 | 0 | 0 | 0 | 0 | 0 | 0 | 0 | 0 |
| Totals | 34 | 3 | 8 | 2 | 1 | 1 | 1 | 4 | 2 | 1 | 1 | 0 | 0 | 3 | 0 | 0 | 1 | 27 | 10 | 1 |

CHINESE TAIPEI 2 (0-1)

| Player | AB | R | H | BI | 2B | 3B | HR | BB | SB | CS | HP | SH | SF | SO | IBB | KL | GDP | PO | A | E |
|------------|----|---|---|----|----|----|----|----|----|----|----|----|----|----|-----|----|-----|----|----|---|
| LIN W 2b | 4 | 0 | 0 | 0 | 0 | 0 | 0 | 0 | 0 | 0 | 0 | 0 | 0 | 1 | 0 | 0 | 0 | 2 | 4 | 1 |
| YANG H ss | 4 | 0 | 1 | 1 | 0 | 0 | 0 | 0 | 0 | 0 | 0 | 0 | 0 | 0 | 0 | 0 | 0 | 2 | 4 | 1 |
| HUNG rf | 4 | 0 | 0 | 0 | 0 | 0 | 0 | 0 | 0 | 0 | 0 | 0 | 0 | 0 | 0 | 0 | 0 | 2 | 0 | 0 |
| HUANG C 1b | 4 | 1 | 1 | 1 | 0 | 0 | 1 | 0 | 0 | 0 | 0 | 0 | 0 | 3 | 0 | 1 | 0 | 9 | 1 | 0 |
| YANG K dh | 3 | 0 | 1 | 0 | 1 | 0 | 0 | 0 | 0 | 0 | 0 | 0 | 0 | 0 | 0 | 0 | 0 | 0 | 0 | 0 |
| TENG ph | 1 | 0 | 0 | 0 | 0 | 0 | 0 | 0 | 0 | 0 | 0 | 0 | 0 | 0 | 0 | 0 | 0 | 0 | 0 | 0 |
| WANG c | 3 | 0 | 0 | 0 | 0 | 0 | 0 | 0 | 0 | 0 | 0 | 0 | 0 | 0 | 0 | 0 | 0 | 5 | 1 | 0 |
| CHEN W 3b | 3 | 0 | 0 | 0 | 0 | 0 | 0 | 0 | 0 | 0 | 0 | 0 | 0 | 0 | 0 | 0 | 0 | 2 | 2 | 0 |
| HUANG Y lf | 2 | 1 | 1 | 0 | 0 | 0 | 0 | 1 | 0 | 0 | 0 | 0 | 0 | 0 | 0 | 0 | 0 | 2 | 0 | 0 |
| LAN cf | 2 | 0 | 0 | 0 | 0 | 0 | 0 | 0 | 0 | 0 | 0 | 1 | 0 | 0 | 0 | 0 | 0 | 2 | 0 | 0 |
| LIAO W p | 0 | 0 | 0 | 0 | 0 | 0 | 0 | 0 | 0 | 0 | 0 | 0 | 0 | 0 | 0 | 0 | 0 | 0 | 1 | 0 |
| LAI p | 0 | 0 | 0 | 0 | 0 | 0 | 0 | 0 | 0 | 0 | 0 | 0 | 0 | 0 | 0 | 0 | 0 | 1 | 2 | 0 |
| Totals | 30 | 2 | 4 | 2 | 1 | 0 | 1 | 1 | 0 | 0 | 0 | 1 | 0 | 4 | 0 | 1 | 0 | 27 | 15 | 2 |

| CANADA | W/S/L | IP | H | R | ER | BB | SO | WP | HB | BK | IBB | SH | SF | CI | 2B | 3B | HR | AB | BF | FO | GO | NP |
|----------|-------|-----|---|---|----|----|----|----|----|----|-----|----|----|----|----|----|----|----|----|----|----|-----|
| MCDONALD | W,1-0 | 8.0 | 3 | 1 | 1 | 1 | 4 | 0 | 0 | 0 | 0 | 1 | 0 | 0 | 1 | 0 | 0 | 26 | 28 | 12 | 7 | 105 |
| REYNOLDS | S,1 | 1.0 | 1 | 1 | 1 | 0 | 0 | 0 | 0 | 0 | 0 | 0 | 0 | 0 | 0 | 0 | 1 | 4 | 4 | 1 | 2 | 15 |

| CHINESE TAIPEI | W/S/L | IP | H | R | ER | BB | SO | WP | HB | BK | IBB | SH | SF | CI | 2B | 3B | HR | AB | BF | FO | GO | NP |
|----------------|-------|-----|---|---|----|----|----|----|----|----|-----|----|----|----|----|----|----|----|----|----|----|----|
| LIAO W | L,0-1 | 3.2 | 5 | 3 | 2 | 2 | 1 | 0 | 0 | 0 | 0 | 0 | 0 | 0 | 0 | 1 | 1 | 16 | 18 | 3 | 6 | 76 |
| LAI | | 5.1 | 3 | 0 | 0 | 2 | 2 | 0 | 1 | 0 | 0 | 0 | 0 | 0 | 1 | 0 | 0 | 18 | 21 | 5 | 8 | 85 |

Umpires - HP: K.Kuwabara (JPN) 1B: Li Weigeng (CHN) 2B: T.Yamaguchi (JPN) 3B:
Yoon Myung-Hoon(KOR) Start: 12:00 Time: 2:45 Attendance: 300

Weather: Cloudy

Game notes: TC:K.Aso (JPN) Scorer:T.Sumii (JPN) S.Numata (JPN)

Game: 1

Game Summary 2



JAPAN - KOREA



Score by Innings R H E

KOREA 000 000 000 0 7 0
JAPAN 000 002 02X 4 6 1

KOREA 0 (0-1)

| Player | AB | R | H | BI | 2B | 3B | HR | BB | SB | CS | HP | SH | SF | SO | IBB | KL | GDP | PO | A | E |
|-----------|----|---|---|----|----|----|----|----|----|----|----|----|----|----|-----|----|-----|----|----|---|
| KO J cf | 4 | 0 | 1 | 0 | 0 | 0 | 0 | 0 | 0 | 0 | 0 | 0 | 0 | 1 | 0 | 0 | 0 | 2 | 0 | 0 |
| LEE T rf | 3 | 0 | 0 | 0 | 0 | 0 | 0 | 1 | 0 | 0 | 0 | 0 | 0 | 2 | 0 | 1 | 0 | 1 | 0 | 0 |
| SEO dh | 4 | 0 | 1 | 0 | 0 | 0 | 0 | 0 | 0 | 0 | 0 | 0 | 0 | 0 | 0 | 0 | 0 | 0 | 0 | 0 |
| KIM 1b | 4 | 0 | 3 | 0 | 0 | 0 | 0 | 0 | 0 | 0 | 0 | 0 | 0 | 1 | 0 | 0 | 0 | 10 | 2 | 0 |
| NO J 3b | 2 | 0 | 0 | 0 | 0 | 0 | 0 | 0 | 0 | 0 | 0 | 0 | 0 | 1 | 0 | 0 | 0 | 0 | 1 | 0 |
| KO Y 3b | 2 | 0 | 0 | 0 | 0 | 0 | 0 | 0 | 0 | 0 | 0 | 0 | 0 | 2 | 0 | 1 | 0 | 0 | 0 | 0 |
| SHIN B ss | 4 | 0 | 1 | 0 | 0 | 0 | 0 | 0 | 0 | 0 | 0 | 0 | 0 | 1 | 0 | 0 | 0 | 4 | 2 | 0 |
| PARK J lf | 3 | 0 | 0 | 0 | 0 | 0 | 0 | 0 | 0 | 0 | 0 | 1 | 0 | 3 | 0 | 1 | 0 | 2 | 0 | 0 |
| JUNG Y 2b | 4 | 0 | 1 | 0 | 0 | 0 | 0 | 0 | 0 | 0 | 0 | 0 | 0 | 2 | 0 | 1 | 0 | 0 | 6 | 0 |
| YOON Y c | 3 | 0 | 0 | 0 | 0 | 0 | 0 | 0 | 0 | 0 | 0 | 0 | 0 | 3 | 0 | 1 | 0 | 4 | 0 | 0 |
| CHO ph | 1 | 0 | 0 | 0 | 0 | 0 | 0 | 0 | 0 | 0 | 0 | 0 | 0 | 1 | 0 | 0 | 0 | 0 | 0 | 0 |
| YOON M p | 0 | 0 | 0 | 0 | 0 | 0 | 0 | 0 | 0 | 0 | 0 | 0 | 0 | 0 | 0 | 0 | 0 | 1 | 0 | 0 |
| NA p | 0 | 0 | 0 | 0 | 0 | 0 | 0 | 0 | 0 | 0 | 0 | 0 | 0 | 0 | 0 | 0 | 0 | 0 | 0 | 0 |
| LIM p | 0 | 0 | 0 | 0 | 0 | 0 | 0 | 0 | 0 | 0 | 0 | 0 | 0 | 0 | 0 | 0 | 0 | 0 | 1 | 0 |
| Totals | 34 | 0 | 7 | 0 | 0 | 0 | 0 | 1 | 0 | 0 | 0 | 1 | 0 | 17 | 0 | 5 | 0 | 24 | 12 | 0 |

JAPAN 4 (1-0)

| Player | AB | R | H | BI | 2B | 3B | HR | BB | SB | CS | HP | SH | SF | SO | IBB | KL | GDP | PO | A | E |
|-----------------|----|---|---|----|----|----|----|----|----|----|----|----|----|----|-----|----|-----|----|---|---|
| SUZUKI 3b | 3 | 0 | 0 | 0 | 0 | 0 | 0 | 0 | 0 | 0 | 0 | 0 | 0 | 0 | 0 | 0 | 2 | 0 | 0 | 1 |
| MATSUMOTO ph/3b | 1 | 0 | 0 | 0 | 0 | 0 | 0 | 0 | 0 | 0 | 0 | 0 | 0 | 0 | 0 | 0 | 0 | 0 | 0 | 0 |
| ABE ss | 3 | 1 | 0 | 0 | 0 | 0 | 0 | 1 | 0 | 0 | 0 | 0 | 0 | 0 | 0 | 0 | 0 | 0 | 2 | 0 |
| ISHIMINE cf | 3 | 2 | 2 | 2 | 0 | 0 | 1 | 1 | 1 | 0 | 0 | 0 | 0 | 1 | 0 | 1 | 0 | 1 | 0 | 0 |
| ITO rf | 4 | 1 | 1 | 2 | 0 | 0 | 1 | 0 | 0 | 0 | 0 | 0 | 0 | 1 | 0 | 0 | 0 | 1 | 0 | 0 |
| TAKI 1b | 4 | 0 | 0 | 0 | 0 | 0 | 0 | 0 | 0 | 0 | 0 | 0 | 0 | 1 | 0 | 0 | 0 | 6 | 1 | 0 |
| KOIKE c | 3 | 0 | 0 | 0 | 0 | 0 | 0 | 0 | 0 | 0 | 0 | 0 | 0 | 1 | 0 | 1 | 0 | 17 | 0 | 0 |
| INOUE dh | 1 | 0 | 0 | 0 | 0 | 0 | 0 | 1 | 0 | 0 | 0 | 0 | 0 | 0 | 0 | 0 | 0 | 0 | 0 | 0 |
| ARAKI pr | 0 | 0 | 0 | 0 | 0 | 0 | 0 | 0 | 0 | 0 | 1 | 0 | 0 | 0 | 0 | 0 | 0 | 0 | 0 | 0 |
| HASEGAWA lf | 3 | 0 | 2 | 0 | 1 | 0 | 0 | 0 | 0 | 0 | 0 | 0 | 0 | 0 | 0 | 0 | 0 | 0 | 0 | 0 |
| WATANABE 2b | 2 | 0 | 1 | 0 | 0 | 0 | 0 | 1 | 0 | 0 | 0 | 0 | 0 | 0 | 0 | 0 | 0 | 2 | 1 | 0 |
| SAITO p | 0 | 0 | 0 | 0 | 0 | 0 | 0 | 0 | 0 | 0 | 0 | 0 | 0 | 0 | 0 | 0 | 0 | 0 | 1 | 0 |
| INUI p | 0 | 0 | 0 | 0 | 0 | 0 | 0 | 0 | 0 | 0 | 0 | 0 | 0 | 0 | 0 | 0 | 0 | 0 | 1 | 0 |
| OHISHI p | 0 | 0 | 0 | 0 | 0 | 0 | 0 | 0 | 0 | 0 | 0 | 0 | 0 | 0 | 0 | 0 | 0 | 0 | 0 | 0 |
| Totals | 27 | 4 | 6 | 4 | 1 | 0 | 2 | 4 | 1 | 0 | 1 | 0 | 0 | 4 | 0 | 2 | 2 | 27 | 6 | 1 |

| KOREA | W/S/L | IP | H | R | ER | BB | SO | WP | HB | BK | IBB | SH | SF | CI | 2B | 3B | HR | AB | BF | FO | GO | NP |
|--------|-------|-----|---|---|----|----|----|----|----|----|-----|----|----|----|----|----|----|----|----|----|----|----|
| YOON M | L,0-1 | 5.1 | 4 | 1 | 1 | 3 | 2 | 0 | 0 | 0 | 0 | 0 | 0 | 0 | 1 | 0 | 0 | 18 | 21 | 3 | 9 | 74 |
| NA | | 0.2 | 1 | 1 | 1 | 0 | 0 | 0 | 1 | 0 | 0 | 0 | 0 | 0 | 0 | 0 | 1 | 3 | 4 | 2 | 0 | 9 |
| LIM | | 2.0 | 1 | 2 | 2 | 1 | 2 | 0 | 0 | 0 | 0 | 0 | 0 | 0 | 0 | 0 | 1 | 6 | 7 | 3 | 0 | 35 |

| JAPAN | W/S/L | IP | H | R | ER | BB | SO | WP | HB | BK | IBB | SH | SF | CI | 2B | 3B | HR | AB | BF | FO | GO | NP |
|--------|-------|-----|---|---|----|----|----|----|----|----|-----|----|----|----|----|----|----|----|----|----|----|-----|
| SAITO | W,1-0 | 6.0 | 5 | 0 | 0 | 1 | 9 | 1 | 0 | 0 | 0 | 1 | 0 | 0 | 0 | 0 | 0 | 23 | 25 | 3 | 6 | 111 |
| INUI | | 2.0 | 2 | 0 | 0 | 0 | 5 | 0 | 0 | 0 | 0 | 0 | 0 | 0 | 0 | 0 | 0 | 8 | 8 | 0 | 1 | 44 |
| OHISHI | | 1.0 | 0 | 0 | 0 | 0 | 3 | 0 | 0 | 0 | 0 | 0 | 0 | 0 | 0 | 0 | 0 | 3 | 3 | 0 | 0 | 14 |

Umpires - HP: Greg Street(USA) 1B: H.Ming-Liang(TPE) 2B: E.Jerkovits(CAN) 3B: Sujeewa(SRI) Start: 18:00 Time: 3:05 Attendance: 5000
Weather: Cloudy NA faced 1 batter in the 7th.
Game: 2

Game Summary 3



UNITED STATES OF AMERICA – SRI LANKA



Score by Innings R H E

SRI LANKA 000 00 0 1 3
USA 107 52x 15 12 0

SRI LANKA 0 (0-1)

| Player | AB | R | H | BI | 2B | 3B | HR | BB | SB | CS | HP | SH | SF | SO | IBB | KL | GDP | PO | A | E |
|-----------------|----|---|---|----|----|----|----|----|----|----|----|----|----|----|-----|----|-----|----|---|---|
| WITHANAGE lf | 2 | 0 | 0 | 0 | 0 | 0 | 0 | 0 | 0 | 0 | 0 | 0 | 0 | 2 | 0 | 0 | 0 | 1 | 0 | 1 |
| THEEKSHANA 2b | 2 | 0 | 1 | 0 | 0 | 0 | 0 | 0 | 0 | 0 | 0 | 0 | 0 | 0 | 0 | 0 | 0 | 0 | 1 | 0 |
| NIROSHAN 1b | 2 | 0 | 0 | 0 | 0 | 0 | 0 | 0 | 0 | 0 | 0 | 0 | 0 | 2 | 0 | 0 | 0 | 5 | 0 | 0 |
| BHANUKA c | 2 | 0 | 0 | 0 | 0 | 0 | 0 | 0 | 0 | 0 | 0 | 0 | 0 | 2 | 0 | 1 | 0 | 2 | 0 | 0 |
| ASANKA 3b | 2 | 0 | 0 | 0 | 0 | 0 | 0 | 0 | 0 | 0 | 0 | 0 | 0 | 1 | 0 | 0 | 0 | 0 | 0 | 0 |
| NERANJAN p | 1 | 0 | 0 | 0 | 0 | 0 | 0 | 0 | 0 | 0 | 0 | 0 | 0 | 1 | 0 | 1 | 0 | 0 | 1 | 0 |
| RAJITHA p | 0 | 0 | 0 | 0 | 0 | 0 | 0 | 0 | 0 | 0 | 0 | 0 | 0 | 0 | 0 | 0 | 0 | 0 | 0 | 0 |
| SAMARASINGHE ph | 1 | 0 | 0 | 0 | 0 | 0 | 0 | 0 | 0 | 0 | 0 | 0 | 0 | 1 | 0 | 0 | 0 | 0 | 0 | 0 |
| PRASAD p | 0 | 0 | 0 | 0 | 0 | 0 | 0 | 0 | 0 | 0 | 0 | 0 | 0 | 0 | 0 | 0 | 0 | 0 | 0 | 0 |
| LASANTHA ss | 2 | 0 | 0 | 0 | 0 | 0 | 0 | 0 | 1 | 0 | 0 | 0 | 0 | 2 | 0 | 1 | 0 | 0 | 0 | 0 |
| GAYAN P rf | 2 | 0 | 0 | 0 | 0 | 0 | 0 | 0 | 0 | 0 | 0 | 0 | 0 | 2 | 0 | 0 | 0 | 3 | 0 | 0 |
| SAHAN cf | 1 | 0 | 0 | 0 | 0 | 0 | 0 | 0 | 0 | 0 | 0 | 0 | 0 | 1 | 0 | 0 | 0 | 3 | 0 | 2 |
| Totals | 17 | 0 | 1 | 0 | 0 | 0 | 0 | 0 | 1 | 0 | 0 | 0 | 0 | 14 | 0 | 3 | 0 | 14 | 2 | 3 |

USA 15 (1-0)

| Player | AB | R | H | BI | 2B | 3B | HR | BB | SB | CS | HP | SH | SF | SO | IBB | KL | GDP | PO | A | E |
|-----------------|----|----|----|----|----|----|----|----|----|----|----|----|----|----|-----|----|-----|----|---|---|
| MAGGI 2b | 3 | 2 | 2 | 1 | 1 | 0 | 0 | 0 | 0 | 0 | 0 | 0 | 0 | 0 | 0 | 0 | 0 | 0 | 1 | 0 |
| MILLER ph/2b | 0 | 0 | 0 | 0 | 0 | 0 | 0 | 1 | 0 | 0 | 0 | 0 | 0 | 0 | 0 | 0 | 0 | 0 | 0 | 0 |
| FONTANA ss | 4 | 1 | 1 | 0 | 0 | 0 | 0 | 0 | 1 | 0 | 0 | 0 | 0 | 0 | 0 | 0 | 0 | 0 | 0 | 0 |
| BRADLEY cf | 3 | 1 | 0 | 1 | 0 | 0 | 0 | 0 | 0 | 0 | 0 | 0 | 1 | 1 | 0 | 0 | 0 | 0 | 0 | 0 |
| WRIGHT dh | 3 | 2 | 2 | 1 | 1 | 0 | 0 | 0 | 1 | 0 | 0 | 0 | 0 | 0 | 0 | 0 | 0 | 0 | 0 | 0 |
| DICKERSON ph | 1 | 0 | 0 | 0 | 0 | 0 | 0 | 0 | 0 | 0 | 0 | 0 | 0 | 0 | 0 | 0 | 0 | 0 | 0 | 0 |
| SPRINGER lf | 3 | 3 | 2 | 2 | 1 | 0 | 1 | 1 | 1 | 0 | 0 | 0 | 0 | 0 | 0 | 0 | 0 | 0 | 0 | 0 |
| RAMIREZ Nick 1b | 2 | 3 | 1 | 1 | 0 | 0 | 1 | 1 | 0 | 0 | 1 | 0 | 0 | 0 | 0 | 0 | 0 | 2 | 0 | 0 |
| ESPOSITO 3b | 1 | 2 | 1 | 3 | 1 | 0 | 0 | 0 | 1 | 0 | 2 | 0 | 0 | 0 | 0 | 0 | 0 | 0 | 0 | 0 |
| O'BRIEN c | 2 | 0 | 0 | 1 | 0 | 0 | 0 | 0 | 0 | 0 | 0 | 0 | 1 | 1 | 0 | 0 | 0 | 13 | 0 | 0 |
| MAHTOOK rf | 3 | 1 | 3 | 3 | 1 | 1 | 0 | 0 | 1 | 0 | 0 | 0 | 0 | 0 | 0 | 0 | 0 | 0 | 0 | 0 |
| GRAY p | 0 | 0 | 0 | 0 | 0 | 0 | 0 | 0 | 0 | 0 | 0 | 0 | 0 | 0 | 0 | 0 | 0 | 0 | 0 | 0 |
| Totals | 25 | 15 | 12 | 13 | 5 | 1 | 2 | 3 | 5 | 0 | 3 | 0 | 2 | 2 | 0 | 0 | 0 | 15 | 1 | 0 |

| SRI LANKA | W/S/L | IP | H | R | ER | BB | SO | WP | HB | BK | IBB | SH | SF | CI | 2B | 3B | HR | AB | BF | FO | GO | NP |
|-----------|-------|-----|---|----|----|----|----|----|----|----|-----|----|----|----|----|----|----|----|----|----|----|----|
| NERANJAN | L,0-1 | 3.1 | 8 | 11 | 8 | 2 | 2 | 0 | 2 | 1 | 0 | 0 | 1 | 0 | 3 | 1 | 0 | 18 | 23 | 5 | 3 | 72 |
| RAJITHA | | 0.2 | 2 | 2 | 1 | 1 | 0 | 0 | 1 | 0 | 0 | 0 | 1 | 0 | 2 | 0 | 0 | 3 | 6 | 2 | 0 | 19 |
| PRASAD | | 0.2 | 2 | 2 | 2 | 0 | 0 | 0 | 0 | 0 | 0 | 0 | 0 | 0 | 0 | 0 | 2 | 4 | 4 | 2 | 0 | 10 |

| USA | W/S/L | IP | H | R | ER | BB | SO | WP | HB | BK | IBB | SH | SF | CI | 2B | 3B | HR | AB | BF | FO | GO | NP |
|------|-------|-----|---|---|----|----|----|----|----|----|-----|----|----|----|----|----|----|----|----|----|----|----|
| GRAY | W,1-0 | 5.0 | 1 | 0 | 0 | 0 | 14 | 0 | 0 | 0 | 0 | 0 | 0 | 0 | 0 | 0 | 0 | 17 | 17 | 0 | 2 | 71 |

Umpires – HP: T.Totsuka(JPN) 1B: T.Muramatsu(JPN) 2B: Y.Ishizaki(JPN) 3B:

J.Motoo(JPN) Start: 14:00 Time: 1:24 Attendance:

Weather: Cloud

Game: 3

Game Summary 4



KOREA – CUBA



Score by Innings R H E

| | | | | | |
|-------|-----|----|----|----|---|
| CUBA | 406 | 80 | 18 | 16 | 0 |
| KOREA | 000 | 00 | 0 | 2 | 0 |

CUBA 18 (1-0)

| Player | AB | R | H | BI | 2B | 3B | HR | BB | SB | CS | HP | SH | SF | SO | IBB | KL | GDP | PO | A | E |
|----------------|----|----|----|----|----|----|----|----|----|----|----|----|----|----|-----|----|-----|----|---|---|
| MARTIN cf | 2 | 3 | 0 | 0 | 0 | 0 | 0 | 2 | 0 | 0 | 1 | 0 | 0 | 0 | 0 | 0 | 1 | 1 | 0 | 0 |
| CERCE 2b | 3 | 1 | 1 | 1 | 0 | 1 | 0 | 1 | 0 | 0 | 0 | 0 | 0 | 0 | 0 | 0 | 0 | 0 | 3 | 0 |
| OLIVERA dh | 3 | 1 | 1 | 3 | 1 | 0 | 0 | 0 | 0 | 0 | 0 | 0 | 1 | 0 | 0 | 0 | 0 | 0 | 0 | 0 |
| DESPAIGNE A lf | 3 | 3 | 2 | 0 | 1 | 0 | 0 | 1 | 0 | 0 | 0 | 0 | 0 | 0 | 0 | 0 | 0 | 1 | 0 | 0 |
| CESPEDES rf | 4 | 4 | 4 | 6 | 0 | 0 | 2 | 0 | 0 | 0 | 0 | 0 | 0 | 0 | 0 | 0 | 0 | 0 | 0 | 0 |
| ABREU 1b | 3 | 2 | 2 | 0 | 0 | 0 | 0 | 1 | 0 | 0 | 0 | 0 | 0 | 0 | 0 | 0 | 0 | 6 | 0 | 0 |
| DIAZ 3b | 3 | 1 | 1 | 1 | 0 | 0 | 0 | 0 | 0 | 0 | 0 | 0 | 1 | 0 | 0 | 0 | 0 | 0 | 1 | 0 |
| MOREJON c | 3 | 2 | 3 | 3 | 1 | 0 | 0 | 1 | 0 | 0 | 0 | 0 | 0 | 0 | 0 | 0 | 0 | 7 | 0 | 0 |
| BORROTO ss | 4 | 1 | 2 | 3 | 0 | 0 | 1 | 0 | 0 | 0 | 0 | 0 | 0 | 0 | 0 | 0 | 0 | 0 | 1 | 0 |
| PEDROSO p | 0 | 0 | 0 | 0 | 0 | 0 | 0 | 0 | 0 | 0 | 0 | 0 | 0 | 0 | 0 | 0 | 0 | 0 | 1 | 0 |
| Totals | 28 | 18 | 16 | 17 | 3 | 1 | 3 | 6 | 0 | 0 | 1 | 0 | 2 | 0 | 0 | 0 | 1 | 15 | 6 | 0 |

KOREA 0 (0-2)

| Player | AB | R | H | BI | 2B | 3B | HR | BB | SB | CS | HP | SH | SF | SO | IBB | KL | GDP | PO | A | E |
|-----------|----|---|---|----|----|----|----|----|----|----|----|----|----|----|-----|----|-----|----|---|---|
| KO J cf | 2 | 0 | 0 | 0 | 0 | 0 | 0 | 0 | 0 | 0 | 0 | 0 | 0 | 1 | 0 | 0 | 0 | 1 | 0 | 0 |
| LEE T rf | 2 | 0 | 0 | 0 | 0 | 0 | 0 | 0 | 0 | 0 | 0 | 0 | 0 | 1 | 0 | 1 | 0 | 3 | 0 | 0 |
| SEO dh | 2 | 0 | 0 | 0 | 0 | 0 | 0 | 0 | 0 | 0 | 0 | 0 | 0 | 1 | 0 | 1 | 0 | 0 | 0 | 0 |
| KIM 1b | 2 | 0 | 0 | 0 | 0 | 0 | 0 | 0 | 0 | 0 | 0 | 0 | 0 | 1 | 0 | 1 | 0 | 8 | 0 | 0 |
| CHO c | 1 | 0 | 0 | 0 | 0 | 0 | 0 | 0 | 0 | 0 | 0 | 0 | 0 | 0 | 0 | 0 | 0 | 0 | 0 | 0 |
| YOON Y c | 1 | 0 | 0 | 0 | 0 | 0 | 0 | 0 | 0 | 0 | 0 | 0 | 0 | 0 | 0 | 0 | 0 | 0 | 0 | 0 |
| SHIN B ss | 2 | 0 | 0 | 0 | 0 | 0 | 0 | 0 | 0 | 0 | 0 | 0 | 0 | 0 | 0 | 0 | 0 | 1 | 3 | 0 |
| PARK J lf | 2 | 0 | 1 | 0 | 0 | 0 | 0 | 0 | 0 | 0 | 0 | 0 | 0 | 1 | 0 | 1 | 0 | 1 | 0 | 0 |
| KU 3b | 2 | 0 | 0 | 0 | 0 | 0 | 0 | 0 | 0 | 0 | 0 | 0 | 0 | 2 | 0 | 1 | 0 | 0 | 1 | 0 |
| JUNG Y 2b | 1 | 0 | 1 | 0 | 0 | 0 | 0 | 0 | 0 | 0 | 0 | 0 | 0 | 0 | 0 | 0 | 0 | 1 | 2 | 0 |
| NO S p | 0 | 0 | 0 | 0 | 0 | 0 | 0 | 0 | 0 | 0 | 0 | 0 | 0 | 0 | 0 | 0 | 0 | 0 | 1 | 0 |
| SHIN J p | 0 | 0 | 0 | 0 | 0 | 0 | 0 | 0 | 0 | 0 | 0 | 0 | 0 | 0 | 0 | 0 | 0 | 0 | 0 | 0 |
| LEE K p | 0 | 0 | 0 | 0 | 0 | 0 | 0 | 0 | 0 | 0 | 0 | 0 | 0 | 0 | 0 | 0 | 0 | 0 | 0 | 0 |
| LEE H p | 0 | 0 | 0 | 0 | 0 | 0 | 0 | 0 | 0 | 0 | 0 | 0 | 0 | 0 | 0 | 0 | 0 | 0 | 0 | 0 |
| Totals | 17 | 0 | 2 | 0 | 0 | 0 | 0 | 0 | 0 | 0 | 0 | 0 | 0 | 7 | 0 | 5 | 0 | 15 | 7 | 0 |

| CUBA | W/S/L | IP | H | R | ER | BB | SO | WP | HB | BK | IBB | SH | SF | CI | 2B | 3B | HR | AB | BF | FO | GO | NP |
|---------|-------|-----|---|---|----|----|----|----|----|----|-----|----|----|----|----|----|----|----|----|----|----|----|
| PEDROSO | W,1-0 | 5.0 | 2 | 0 | 0 | 0 | 7 | 0 | 0 | 0 | 0 | 0 | 0 | 0 | 0 | 0 | 0 | 17 | 17 | 2 | 6 | 70 |
| KOREA | W/S/L | IP | H | R | ER | BB | SO | WP | HB | BK | IBB | SH | SF | CI | 2B | 3B | HR | AB | BF | FO | GO | NP |
| NO S | L,0-1 | 2.0 | 5 | 5 | 5 | 2 | 0 | 1 | 0 | 0 | 0 | 0 | 2 | 0 | 1 | 1 | 0 | 9 | 13 | 4 | 2 | 54 |
| SHIN J | | 0.2 | 4 | 5 | 5 | 1 | 0 | 0 | 1 | 0 | 0 | 0 | 0 | 0 | 2 | 0 | 1 | 6 | 8 | 2 | 0 | 24 |
| LEE K | | 1.1 | 5 | 8 | 8 | 3 | 0 | 0 | 0 | 0 | 0 | 0 | 0 | 0 | 0 | 0 | 2 | 9 | 12 | 2 | 2 | 44 |
| LEE H | | 1.0 | 2 | 0 | 0 | 0 | 0 | 0 | 0 | 0 | 0 | 0 | 0 | 0 | 0 | 0 | 0 | 4 | 4 | 0 | 2 | 12 |


Umpires – HP: Hayashi(JPN) 1B: Suzuki(JPN) 2B: Sujeewa(SRI) 3B: Numa(JPN)

Start: 12:02 Time: 1:56 Attendance: 500


Weather: Cloudy TC:Yamanaka(JPN) SCORER:S.Seki (JPN) Y.Shimamura (JPN)

NO S faced 1 batter in the 3rd. Game: 4

Game Summary 5



CHINA – JAPAN



Score by Innings R H E

JAPAN 103 704 15 17 0
CHINA 000 000 0 1 2

JAPAN 15 (2-0)

| Player | AB | R | H | BI | 2B | 3B | HR | BB | SB | CS | HP | SH | SF | SO | IBB | KL | GDP | PO | A | E |
|--------------|----|----|----|----|----|----|----|----|----|----|----|----|----|----|-----|----|-----|----|---|---|
| SUZUKI 3b | 3 | 2 | 2 | 0 | 0 | 1 | 0 | 1 | 0 | 0 | 0 | 0 | 0 | 0 | 0 | 0 | 0 | 0 | 0 | 0 |
| OKAZAKI 3b | 1 | 0 | 1 | 1 | 1 | 0 | 0 | 0 | 0 | 0 | 0 | 0 | 0 | 0 | 0 | 0 | 0 | 0 | 0 | 0 |
| WATANABE 2b | 5 | 3 | 2 | 2 | 1 | 0 | 0 | 0 | 1 | 0 | 0 | 0 | 0 | 0 | 0 | 0 | 0 | 0 | 2 | 0 |
| ISHIMINE cf | 4 | 2 | 2 | 3 | 0 | 2 | 0 | 0 | 0 | 0 | 0 | 0 | 0 | 0 | 0 | 0 | 0 | 0 | 0 | 0 |
| ITO rf | 2 | 2 | 2 | 3 | 0 | 0 | 1 | 1 | 0 | 0 | 0 | 0 | 1 | 0 | 0 | 0 | 0 | 1 | 0 | 0 |
| WAKAMATSU dh | 2 | 0 | 2 | 0 | 1 | 0 | 0 | 1 | 0 | 0 | 0 | 0 | 0 | 0 | 0 | 0 | 0 | 0 | 0 | 0 |
| ARAKI pr/dh | 1 | 2 | 1 | 0 | 0 | 0 | 0 | 0 | 0 | 0 | 0 | 0 | 0 | 0 | 0 | 0 | 0 | 0 | 0 | 0 |
| TAKI 1b | 4 | 2 | 2 | 2 | 0 | 0 | 0 | 0 | 0 | 1 | 0 | 0 | 0 | 1 | 0 | 0 | 0 | 4 | 1 | 0 |
| HASEGAWA lf | 3 | 0 | 1 | 2 | 0 | 0 | 0 | 0 | 0 | 0 | 0 | 0 | 1 | 0 | 0 | 0 | 0 | 0 | 0 | 0 |
| ABE ss | 3 | 0 | 0 | 0 | 0 | 0 | 0 | 0 | 0 | 0 | 0 | 0 | 0 | 1 | 0 | 1 | 0 | 0 | 2 | 0 |
| MATSUMOTO ss | 1 | 1 | 1 | 1 | 1 | 0 | 0 | 0 | 0 | 0 | 0 | 0 | 0 | 0 | 0 | 0 | 0 | 0 | 0 | 0 |
| KOIKE c | 4 | 1 | 1 | 0 | 0 | 0 | 0 | 0 | 0 | 0 | 0 | 0 | 0 | 1 | 0 | 0 | 0 | 10 | 0 | 0 |
| FUSHIMI c | 0 | 0 | 0 | 0 | 0 | 0 | 0 | 0 | 0 | 0 | 0 | 0 | 0 | 0 | 0 | 0 | 0 | 2 | 0 | 0 |
| NOMURA p | 0 | 0 | 0 | 0 | 0 | 0 | 0 | 0 | 0 | 0 | 0 | 0 | 0 | 0 | 0 | 0 | 0 | 1 | 0 | 0 |
| KAGAMI p | 0 | 0 | 0 | 0 | 0 | 0 | 0 | 0 | 0 | 0 | 0 | 0 | 0 | 0 | 0 | 0 | 0 | 0 | 0 | 0 |
| NAKAUSHIRO p | 0 | 0 | 0 | 0 | 0 | 0 | 0 | 0 | 0 | 0 | 0 | 0 | 0 | 0 | 0 | 0 | 0 | 0 | 0 | 0 |
| Totals | 33 | 15 | 17 | 14 | 4 | 3 | 1 | 3 | 1 | 1 | 0 | 0 | 2 | 3 | 0 | 1 | 0 | 18 | 5 | 0 |

CHINA 0 (0-1)

| Player | AB | R | H | BI | 2B | 3B | HR | BB | SB | CS | HP | SH | SF | SO | IBB | KL | GDP | PO | A | E |
|------------|----|---|---|----|----|----|----|----|----|----|----|----|----|----|-----|----|-----|----|---|---|
| LI 2b | 3 | 0 | 0 | 0 | 0 | 0 | 0 | 0 | 0 | 0 | 0 | 0 | 0 | 1 | 0 | 1 | 0 | 0 | 0 | 0 |
| JIANG lf | 2 | 0 | 0 | 0 | 0 | 0 | 0 | 0 | 0 | 0 | 0 | 0 | 0 | 2 | 0 | 1 | 0 | 3 | 0 | 0 |
| ZHANG Q 3b | 2 | 0 | 1 | 0 | 0 | 0 | 0 | 0 | 0 | 0 | 0 | 0 | 0 | 1 | 0 | 1 | 0 | 0 | 1 | 0 |
| HAO c | 2 | 0 | 0 | 0 | 0 | 0 | 0 | 0 | 0 | 0 | 0 | 0 | 0 | 2 | 0 | 1 | 0 | 3 | 1 | 0 |
| ZHANG X ss | 2 | 0 | 0 | 0 | 0 | 0 | 0 | 0 | 0 | 0 | 0 | 0 | 0 | 2 | 0 | 1 | 0 | 2 | 0 | 1 |
| XIA Z rf | 2 | 0 | 0 | 0 | 0 | 0 | 0 | 0 | 0 | 0 | 0 | 0 | 0 | 1 | 0 | 0 | 0 | 5 | 0 | 0 |
| DONG C 1b | 2 | 0 | 0 | 0 | 0 | 0 | 0 | 0 | 0 | 0 | 0 | 0 | 0 | 0 | 0 | 0 | 0 | 3 | 1 | 0 |
| CHENG dh | 2 | 0 | 0 | 0 | 0 | 0 | 0 | 0 | 0 | 0 | 0 | 0 | 0 | 2 | 0 | 0 | 0 | 0 | 0 | 0 |
| CHEN cf | 2 | 0 | 0 | 0 | 0 | 0 | 0 | 0 | 0 | 0 | 0 | 0 | 0 | 1 | 0 | 0 | 0 | 2 | 0 | 0 |
| XIA K p | 0 | 0 | 0 | 0 | 0 | 0 | 0 | 0 | 0 | 0 | 0 | 0 | 0 | 0 | 0 | 0 | 0 | 0 | 1 | 1 |
| YAO p | 0 | 0 | 0 | 0 | 0 | 0 | 0 | 0 | 0 | 0 | 0 | 0 | 0 | 0 | 0 | 0 | 0 | 0 | 0 | 0 |
| DONG S p | 0 | 0 | 0 | 0 | 0 | 0 | 0 | 0 | 0 | 0 | 0 | 0 | 0 | 0 | 0 | 0 | 0 | 0 | 0 | 0 |
| Totals | 19 | 0 | 1 | 0 | 0 | 0 | 0 | 0 | 0 | 0 | 0 | 0 | 0 | 12 | 0 | 5 | 0 | 18 | 4 | 2 |

| JAPAN | W/S/L | IP | H | R | ER | BB | SO | WP | HB | BK | IBB | SH | SF | CI | 2B | 3B | HR | AB | BF | FO | GO | NP |
|------------|-------|-----|---|---|----|----|----|----|----|----|-----|----|----|----|----|----|----|----|----|----|----|----|
| NOMURA | | 3.0 | 0 | 0 | 0 | 0 | 6 | 0 | 0 | 0 | 0 | 0 | 0 | 0 | 0 | 0 | 0 | 9 | 9 | 0 | 3 | 40 |
| KAGAMI | W,1-0 | 2.0 | 1 | 0 | 0 | 0 | 4 | 0 | 0 | 0 | 0 | 0 | 0 | 0 | 0 | 0 | 0 | 7 | 7 | 1 | 1 | 29 |
| NAKAUSHIRO | | 1.0 | 0 | 0 | 0 | 0 | 2 | 0 | 0 | 0 | 0 | 0 | 0 | 0 | 0 | 0 | 0 | 3 | 3 | 0 | 1 | 11 |

| CHINA | W/S/L | IP | H | R | ER | BB | SO | WP | HB | BK | IBB | SH | SF | CI | 2B | 3B | HR | AB | BF | FO | GO | NP |
|--------|-------|-----|----|----|----|----|----|----|----|----|-----|----|----|----|----|----|----|----|----|----|----|----|
| XIA K | L,0-1 | 3.2 | 13 | 11 | 10 | 1 | 2 | 1 | 0 | 0 | 0 | 0 | 1 | 0 | 2 | 3 | 1 | 23 | 25 | 6 | 2 | 92 |
| YAO | | 1.1 | 0 | 0 | 0 | 1 | 1 | 1 | 0 | 0 | 0 | 0 | 0 | 0 | 0 | 0 | 0 | 4 | 5 | 3 | 0 | 20 |
| DONG S | | 1.0 | 4 | 4 | 4 | 1 | 0 | 1 | 0 | 0 | 0 | 0 | 1 | 0 | 2 | 0 | 0 | 6 | 8 | 2 | 1 | 35 |

Umpires – HP: E.Jerkovits(CAN) 1B: G.Street(USA) 2B: H.Ming-Liang(TPE) 3B:

Totsuka(JPN) Start: 18:02 Time: 1:54 Attendance: 3900

Weather: Cloudy

Game notes: TC:Aso(JPN) SCORER:T.Sumii(JPN) T.Yugeta(JPN)

Game: 5

Game Summary 6



CANADA – SRI LANKA



Score by Innings R H E

SRI LANKA 000 00 0 2 1
CANADA 33(12) 0X 18 15 0

SRI LANKA 0 (0-2)

| Player | AB | R | H | BI | 2B | 3B | HR | BB | SB | CS | HP | SH | SF | SO | IBB | KL | GDP | PO | A | E |
|------------------|----|---|---|----|----|----|----|----|----|----|----|----|----|----|-----|----|-----|----|---|---|
| WITHANAGE If | 2 | 0 | 1 | 0 | 0 | 0 | 0 | 0 | 0 | 0 | 0 | 0 | 0 | 0 | 0 | 0 | 0 | 6 | 0 | 0 |
| GAYAN T ph | 1 | 0 | 0 | 0 | 0 | 0 | 0 | 0 | 0 | 0 | 0 | 0 | 0 | 1 | 0 | 0 | 0 | 0 | 0 | 0 |
| THEEKSHANA 2b/3b | 2 | 0 | 0 | 0 | 0 | 0 | 0 | 0 | 0 | 0 | 0 | 0 | 0 | 1 | 0 | 0 | 0 | 2 | 0 | 0 |
| NIROSHAN 1b | 2 | 0 | 0 | 0 | 0 | 0 | 0 | 0 | 0 | 0 | 0 | 0 | 0 | 2 | 0 | 0 | 0 | 3 | 0 | 0 |
| NERANJAN dh | 2 | 0 | 0 | 0 | 0 | 0 | 0 | 0 | 0 | 0 | 0 | 0 | 0 | 1 | 0 | 0 | 0 | 0 | 0 | 0 |
| JEEWAKA cf | 0 | 0 | 0 | 0 | 0 | 0 | 0 | 0 | 0 | 0 | 0 | 0 | 0 | 0 | 0 | 0 | 0 | 0 | 0 | 0 |
| BHANUKA c | 2 | 0 | 1 | 0 | 0 | 0 | 0 | 0 | 0 | 0 | 0 | 0 | 0 | 0 | 0 | 0 | 0 | 0 | 0 | 0 |
| LASANTHA ss | 1 | 0 | 0 | 0 | 0 | 0 | 0 | 1 | 2 | 0 | 0 | 0 | 0 | 0 | 0 | 0 | 0 | 0 | 3 | 0 |
| GAYAN P rf | 2 | 0 | 0 | 0 | 0 | 0 | 0 | 0 | 0 | 0 | 0 | 0 | 0 | 2 | 0 | 1 | 0 | 1 | 0 | 1 |
| SAHAN cf/p | 1 | 0 | 0 | 0 | 0 | 0 | 0 | 0 | 0 | 0 | 0 | 0 | 0 | 0 | 0 | 0 | 0 | 0 | 0 | 0 |
| DON ph | 1 | 0 | 0 | 0 | 0 | 0 | 0 | 0 | 0 | 0 | 0 | 0 | 0 | 1 | 0 | 0 | 0 | 0 | 0 | 0 |
| INDIKA 3b | 0 | 0 | 0 | 0 | 0 | 0 | 0 | 1 | 0 | 0 | 0 | 0 | 0 | 0 | 0 | 0 | 0 | 0 | 0 | 0 |
| HITHTHATIYA 2b | 1 | 0 | 0 | 0 | 0 | 0 | 0 | 0 | 0 | 0 | 0 | 0 | 0 | 1 | 0 | 0 | 0 | 0 | 1 | 0 |
| ASANKA p | 0 | 0 | 0 | 0 | 0 | 0 | 0 | 0 | 0 | 0 | 0 | 0 | 0 | 0 | 0 | 0 | 0 | 0 | 1 | 0 |
| RAJITHA p | 0 | 0 | 0 | 0 | 0 | 0 | 0 | 0 | 0 | 0 | 0 | 0 | 0 | 0 | 0 | 0 | 0 | 0 | 0 | 0 |
| Totals | 17 | 0 | 2 | 0 | 0 | 0 | 0 | 2 | 2 | 0 | 0 | 0 | 0 | 9 | 0 | 1 | 0 | 12 | 5 | 1 |

CANADA 18 (2-0)

| Player | AB | R | H | BI | 2B | 3B | HR | BB | SB | CS | HP | SH | SF | SO | IBB | KL | GDP | PO | A | E |
|-------------|----|----|----|----|----|----|----|----|----|----|----|----|----|----|-----|----|-----|----|---|---|
| MARSHALL 2b | 4 | 3 | 4 | 3 | 0 | 0 | 0 | 0 | 0 | 0 | 0 | 0 | 0 | 0 | 0 | 0 | 0 | 0 | 0 | 0 |
| WALLANCE cf | 4 | 1 | 3 | 6 | 0 | 2 | 0 | 0 | 0 | 0 | 0 | 0 | 0 | 0 | 0 | 0 | 0 | 0 | 0 | 0 |
| DUNSMORE dh | 2 | 2 | 0 | 1 | 0 | 0 | 0 | 1 | 1 | 0 | 0 | 0 | 1 | 0 | 0 | 0 | 0 | 0 | 0 | 0 |
| ELLIS 3b | 3 | 2 | 1 | 1 | 0 | 0 | 0 | 0 | 0 | 0 | 1 | 0 | 0 | 0 | 0 | 0 | 0 | 0 | 3 | 0 |
| FLEMMING rf | 4 | 1 | 1 | 1 | 0 | 0 | 0 | 0 | 0 | 0 | 0 | 0 | 0 | 0 | 0 | 0 | 0 | 0 | 0 | 0 |
| REGAN 1b | 3 | 2 | 2 | 1 | 2 | 0 | 0 | 1 | 0 | 0 | 0 | 0 | 0 | 0 | 0 | 0 | 0 | 5 | 0 | 0 |
| LENDVOY If | 2 | 2 | 1 | 2 | 0 | 1 | 0 | 1 | 0 | 0 | 1 | 0 | 0 | 0 | 0 | 0 | 0 | 0 | 0 | 0 |
| DENSEM c | 3 | 2 | 1 | 1 | 0 | 1 | 0 | 1 | 0 | 0 | 0 | 0 | 0 | 0 | 0 | 0 | 0 | 9 | 0 | 0 |
| BELL ss | 2 | 3 | 2 | 1 | 0 | 0 | 0 | 1 | 0 | 0 | 0 | 0 | 0 | 0 | 0 | 0 | 0 | 0 | 1 | 0 |
| KAYE p | 0 | 0 | 0 | 0 | 0 | 0 | 0 | 0 | 0 | 0 | 0 | 0 | 0 | 0 | 0 | 0 | 0 | 1 | 0 | 0 |
| KING p | 0 | 0 | 0 | 0 | 0 | 0 | 0 | 0 | 0 | 0 | 0 | 0 | 0 | 0 | 0 | 0 | 0 | 0 | 0 | 0 |
| Totals | 27 | 18 | 15 | 17 | 2 | 4 | 0 | 5 | 1 | 0 | 2 | 0 | 1 | 0 | 0 | 0 | 0 | 15 | 4 | 0 |

| SRI LANKA | W/S/L | IP | H | R | ER | BB | SO | WP | HB | BK | IBB | SH | SF | CI | 2B | 3B | HR | AB | BF | FO | GO | NP |
|-----------|-------|-----|----|----|----|----|----|----|----|----|-----|----|----|----|----|----|----|----|----|----|----|----|
| ASANKA | L,0-1 | 2.0 | 11 | 12 | 11 | 1 | 0 | 0 | 1 | 0 | 0 | 0 | 0 | 0 | 2 | 1 | 0 | 18 | 20 | 2 | 4 | 52 |
| RAJITHA | | 1.0 | 4 | 6 | 6 | 3 | 0 | 1 | 1 | 0 | 0 | 0 | 1 | 0 | 0 | 3 | 0 | 6 | 11 | 3 | 0 | 35 |
| SAHAN | | 1.0 | 0 | 0 | 0 | 1 | 0 | 0 | 0 | 0 | 0 | 0 | 0 | 0 | 0 | 0 | 0 | 3 | 4 | 2 | 1 | 14 |

| CANADA | W/S/L | IP | H | R | ER | BB | 2 | WP | HB | BK | IBB | SH | SF | CI | 2B | 3B | HR | AB | BF | FO | GO | NP |
|--------|-------|-----|---|---|----|----|---|----|----|----|-----|----|----|----|----|----|----|----|----|----|----|----|
| KAYE | W,1-0 | 4.0 | 2 | 0 | 0 | 2 | 6 | 0 | 0 | 0 | 0 | 0 | 0 | 0 | 0 | 0 | 0 | 14 | 16 | 1 | 5 | 66 |
| KING | | 1.0 | 0 | 0 | 0 | 0 | 3 | 0 | 0 | 0 | 0 | 0 | 0 | 0 | 0 | 0 | 0 | 3 | 3 | 0 | 0 | 14 |

Umpires – HP: Li Weigeng(CHN) 1B: Yoon M-H(KOR) 2B: Kikuchi(JPN) 3B:
Yamaguchi(JPN) Start: 14:00 Time: 1:30 Attendance: 140
Weather: Cloudy ASANKA faced 6 batters in the 3rd. Game: 6

Game Summary 7



JAPAN – CUBA



Score by Innings R H E

CUBA 301 032 120 12 16 1
JAPAN 040 000 003 7 12 2

CUBA 12 (2-0)

| Player | AB | R | H | BI | 2B | 3B | HR | BB | SB | CS | HP | SH | SF | SO | IBB | KL | GDP | PO | A | E |
|----------------|----|----|----|----|----|----|----|----|----|----|----|----|----|----|-----|----|-----|----|----|---|
| MARTIN cf | 5 | 2 | 1 | 0 | 0 | 0 | 0 | 0 | 0 | 0 | 1 | 0 | 0 | 2 | 0 | 0 | 0 | 1 | 0 | 0 |
| CERCE 2b | 4 | 1 | 1 | 0 | 0 | 0 | 0 | 0 | 0 | 0 | 0 | 1 | 0 | 0 | 0 | 0 | 0 | 0 | 3 | 0 |
| OLIVERA dh | 4 | 3 | 3 | 2 | 0 | 0 | 1 | 0 | 0 | 0 | 1 | 0 | 0 | 1 | 0 | 0 | 0 | 0 | 0 | 0 |
| DESPAIGNE A lf | 4 | 1 | 1 | 1 | 0 | 0 | 0 | 1 | 0 | 0 | 0 | 0 | 0 | 1 | 0 | 0 | 0 | 3 | 0 | 0 |
| CEPPEDES rf | 4 | 2 | 3 | 3 | 1 | 0 | 1 | 0 | 0 | 0 | 0 | 0 | 1 | 1 | 0 | 0 | 0 | 1 | 0 | 0 |
| ABREU 1b | 3 | 1 | 1 | 3 | 0 | 0 | 1 | 1 | 0 | 0 | 1 | 0 | 0 | 1 | 0 | 0 | 0 | 10 | 0 | 0 |
| DIAZ 3b | 5 | 1 | 4 | 3 | 0 | 0 | 1 | 0 | 0 | 0 | 0 | 0 | 0 | 0 | 0 | 0 | 0 | 1 | 1 | 1 |
| MOREJON c | 4 | 0 | 0 | 0 | 0 | 0 | 0 | 0 | 1 | 0 | 1 | 0 | 0 | 2 | 0 | 0 | 0 | 10 | 1 | 0 |
| BORROTO ss | 5 | 1 | 2 | 0 | 0 | 0 | 0 | 0 | 0 | 1 | 0 | 0 | 0 | 2 | 0 | 0 | 0 | 1 | 1 | 0 |
| JIMENEZ p | 0 | 0 | 0 | 0 | 0 | 0 | 0 | 0 | 0 | 0 | 0 | 0 | 0 | 0 | 0 | 0 | 0 | 0 | 1 | 0 |
| SANCHEZ p | 0 | 0 | 0 | 0 | 0 | 0 | 0 | 0 | 0 | 0 | 0 | 0 | 0 | 0 | 0 | 0 | 0 | 0 | 2 | 0 |
| HINOJOSA p | 0 | 0 | 0 | 0 | 0 | 0 | 0 | 0 | 0 | 0 | 0 | 0 | 0 | 0 | 0 | 0 | 0 | 0 | 0 | 0 |
| GONZALEZ p | 0 | 0 | 0 | 0 | 0 | 0 | 0 | 0 | 0 | 0 | 0 | 0 | 0 | 0 | 0 | 0 | 0 | 0 | 1 | 0 |
| Totals | 38 | 12 | 16 | 12 | 1 | 0 | 4 | 2 | 1 | 1 | 4 | 1 | 1 | 10 | 0 | 0 | 0 | 27 | 10 | 1 |

JAPAN 7 (2-1)

| Player | AB | R | H | BI | 2B | 3B | HR | BB | SB | CS | HP | SH | SF | SO | IBB | KL | GDP | PO | A | E |
|--------------|----|---|----|----|----|----|----|----|----|----|----|----|----|----|-----|----|-----|----|----|---|
| SUZUKI 3b | 4 | 2 | 3 | 3 | 1 | 0 | 1 | 1 | 0 | 0 | 0 | 0 | 0 | 0 | 0 | 0 | 0 | 2 | 3 | 1 |
| WATANABE 2b | 3 | 0 | 1 | 0 | 0 | 0 | 0 | 0 | 0 | 0 | 0 | 0 | 0 | 0 | 0 | 0 | 0 | 2 | 1 | 1 |
| OKAZAKI 2b | 1 | 0 | 0 | 0 | 0 | 0 | 0 | 0 | 0 | 0 | 0 | 0 | 0 | 0 | 0 | 0 | 0 | 0 | 1 | 0 |
| WAKAMATSU ph | 1 | 0 | 0 | 0 | 0 | 0 | 0 | 0 | 0 | 0 | 0 | 0 | 0 | 0 | 0 | 0 | 0 | 0 | 0 | 0 |
| ISHIMINE cf | 4 | 1 | 0 | 0 | 0 | 0 | 0 | 0 | 0 | 0 | 0 | 1 | 0 | 1 | 0 | 1 | 0 | 1 | 0 | 0 |
| ITO rf | 5 | 1 | 1 | 0 | 0 | 0 | 0 | 0 | 0 | 0 | 0 | 0 | 0 | 2 | 0 | 0 | 0 | 0 | 1 | 0 |
| TAKI 1b | 4 | 0 | 1 | 1 | 0 | 0 | 0 | 1 | 1 | 0 | 0 | 0 | 0 | 2 | 0 | 1 | 0 | 8 | 1 | 0 |
| HASEGAWA lf | 5 | 1 | 3 | 1 | 1 | 0 | 0 | 0 | 0 | 0 | 0 | 0 | 0 | 2 | 0 | 1 | 0 | 2 | 1 | 0 |
| MATSUMOTO dh | 5 | 0 | 1 | 0 | 1 | 0 | 0 | 0 | 0 | 0 | 0 | 0 | 0 | 1 | 0 | 1 | 0 | 0 | 0 | 0 |
| KOIKE c | 2 | 1 | 1 | 0 | 0 | 0 | 0 | 1 | 0 | 0 | 0 | 0 | 0 | 0 | 0 | 0 | 0 | 7 | 3 | 0 |
| FUSHIMI c | 1 | 0 | 0 | 0 | 0 | 0 | 0 | 0 | 0 | 0 | 0 | 0 | 0 | 0 | 0 | 0 | 0 | 3 | 0 | 0 |
| ABE ss | 3 | 1 | 1 | 1 | 0 | 0 | 0 | 1 | 0 | 0 | 0 | 0 | 0 | 2 | 0 | 1 | 0 | 2 | 3 | 0 |
| FUJIOKA p | 0 | 0 | 0 | 0 | 0 | 0 | 0 | 0 | 0 | 0 | 0 | 0 | 0 | 0 | 0 | 0 | 0 | 0 | 1 | 0 |
| KAGAMI p | 0 | 0 | 0 | 0 | 0 | 0 | 0 | 0 | 0 | 0 | 0 | 0 | 0 | 0 | 0 | 0 | 0 | 0 | 0 | 0 |
| INUI p | 0 | 0 | 0 | 0 | 0 | 0 | 0 | 0 | 0 | 0 | 0 | 0 | 0 | 0 | 0 | 0 | 0 | 0 | 1 | 0 |
| NAKAUSHIRO p | 0 | 0 | 0 | 0 | 0 | 0 | 0 | 0 | 0 | 0 | 0 | 0 | 0 | 0 | 0 | 0 | 0 | 0 | 0 | 0 |
| SUGANO p | 0 | 0 | 0 | 0 | 0 | 0 | 0 | 0 | 0 | 0 | 0 | 0 | 0 | 0 | 0 | 0 | 0 | 0 | 0 | 0 |
| Totals | 38 | 7 | 12 | 6 | 3 | 0 | 1 | 4 | 1 | 0 | 0 | 1 | 0 | 10 | 0 | 5 | 0 | 27 | 16 | 2 |

| CUBA | W/S/L | IP | H | R | ER | BB | SO | WP | HB | BK | IBB | SH | SF | CI | 2B | 3B | HR | AB | BF | FO | GO | NP |
|----------|-------|-----|---|---|----|----|----|----|----|----|-----|----|----|----|----|----|----|----|----|----|----|----|
| JIMENEZ | | 1.2 | 6 | 4 | 4 | 0 | 2 | 0 | 0 | 0 | 0 | 1 | 0 | 0 | 0 | 0 | 1 | 9 | 10 | 1 | 1 | 38 |
| SANCHEZ | W,1-0 | 4.1 | 2 | 0 | 0 | 1 | 4 | 0 | 0 | 0 | 0 | 0 | 0 | 0 | 2 | 0 | 0 | 15 | 16 | 3 | 6 | 67 |
| HINOJOSA | | 0.0 | 0 | 0 | 0 | 2 | 0 | 0 | 0 | 0 | 0 | 0 | 0 | 0 | 0 | 0 | 0 | 0 | 2 | 0 | 0 | 7 |
| GONZALEZ | | 3.0 | 4 | 3 | 0 | 1 | 4 | 0 | 0 | 0 | 0 | 0 | 0 | 0 | 1 | 0 | 0 | 14 | 15 | 2 | 3 | 55 |

| JAPAN | W/S/L | IP | H | R | ER | BB | SO | WP | HB | BK | IBB | SH | SF | CI | 2B | 3B | HR | AB | BF | FO | GO | NP |
|------------|-------|-----|---|---|----|----|----|----|----|----|-----|----|----|----|----|----|----|----|----|----|----|----|
| FUJIOKA | | 4.0 | 7 | 4 | 3 | 1 | 3 | 0 | 1 | 0 | 0 | 0 | 0 | 0 | 1 | 0 | 2 | 17 | 19 | 1 | 5 | 66 |
| KAGAMI | L,1-1 | 0.0 | 2 | 3 | 3 | 1 | 0 | 0 | 0 | 0 | 0 | 0 | 0 | 0 | 0 | 0 | 0 | 2 | 3 | 0 | 0 | 12 |
| INUI | | 1.0 | 3 | 2 | 2 | 0 | 1 | 0 | 1 | 0 | 0 | 0 | 0 | 0 | 0 | 0 | 0 | 5 | 6 | 0 | 1 | 26 |
| NAKAUSHIRO | | 1.0 | 1 | 0 | 0 | 0 | 1 | 0 | 1 | 0 | 0 | 1 | 1 | 0 | 0 | 0 | 0 | 2 | 5 | 1 | 1 | 12 |
| SUGANO | | 3.0 | 3 | 3 | 3 | 0 | 5 | 0 | 1 | 0 | 0 | 0 | 0 | 0 | 0 | 0 | 2 | 12 | 13 | 2 | 2 | 48 |

Umpires – HP: H.Ming-Liang(TPE) 1B: E.Jerkovits(CAN) 2B: Li.Weigeng(CHN) 3B:

Suzuki(JPN) Start: 12:03 Time: 3:49 Attendance: 8000

Weather: Fine Game notes: TC:Nakamoto(JPN) SCORER:S.Seki(JPN) T.Yugeta(JPN)

KAGAMI faced 3 batters in the 5th. INUI faced 2 batters in the 6th.

SANCHEZ faced 1 batter in the 7th. HINOJOSA faced 2 batters in the 7th. Game: 7

Game Summary 8



UNITED STATES OF AMERICA – CHINESE TAIPEI



Score by Innings R H E

CHINESE TAIPEI 101 000 202 10 7 16 1
AMERICA 020 000 301 11 8 17 1

CHINESE TAIPEI 7 (0-2)

| Player | AB | R | H | BI | 2B | 3B | HR | BB | SB | CS | HP | SH | SF | SO | IBB | KL | GDP | PO | A | E |
|----------------|----|---|----|----|----|----|----|----|----|----|----|----|----|----|-----|----|-----|----|----|---|
| YANG H ss | 5 | 1 | 2 | 0 | 1 | 0 | 0 | 0 | 0 | 0 | 0 | 1 | 0 | 1 | 0 | 0 | 0 | 1 | 4 | 0 |
| TANG 2b | 4 | 0 | 1 | 0 | 0 | 0 | 0 | 0 | 1 | 0 | 0 | 0 | 0 | 2 | 0 | 1 | 0 | 1 | 0 | 0 |
| YANG K ph | 1 | 0 | 1 | 1 | 0 | 0 | 0 | 0 | 0 | 0 | 0 | 0 | 0 | 0 | 0 | 0 | 0 | 0 | 0 | 0 |
| LIN Chen p | 0 | 0 | 0 | 0 | 0 | 0 | 0 | 0 | 0 | 0 | 0 | 0 | 0 | 0 | 0 | 0 | 0 | 1 | 0 | 0 |
| LAI pr | 0 | 0 | 0 | 0 | 0 | 0 | 0 | 0 | 0 | 0 | 0 | 0 | 0 | 0 | 0 | 0 | 0 | 0 | 0 | 0 |
| HSU p | 1 | 0 | 0 | 0 | 0 | 0 | 0 | 0 | 0 | 0 | 0 | 0 | 0 | 1 | 0 | 0 | 0 | 0 | 0 | 0 |
| HUNG rf | 5 | 0 | 2 | 3 | 0 | 0 | 0 | 0 | 0 | 0 | 0 | 0 | 0 | 0 | 0 | 0 | 0 | 2 | 1 | 1 |
| LIN Chun pr/rf | 1 | 1 | 0 | 0 | 0 | 0 | 0 | 0 | 0 | 0 | 0 | 0 | 0 | 1 | 0 | 0 | 0 | 0 | 0 | 0 |
| HUANG C 1b | 6 | 0 | 2 | 0 | 1 | 0 | 0 | 0 | 0 | 0 | 0 | 0 | 0 | 3 | 0 | 0 | 0 | 9 | 3 | 0 |
| TENG dh | 3 | 0 | 1 | 0 | 0 | 0 | 0 | 0 | 0 | 0 | 0 | 0 | 0 | 2 | 0 | 0 | 0 | 0 | 0 | 0 |
| LIN W pr/dh | 2 | 0 | 0 | 0 | 0 | 0 | 0 | 0 | 0 | 0 | 0 | 0 | 0 | 0 | 0 | 0 | 0 | 0 | 0 | 0 |
| WANG c | 3 | 0 | 1 | 0 | 0 | 0 | 0 | 0 | 0 | 0 | 0 | 0 | 0 | 0 | 0 | 1 | 6 | 0 | 0 | 0 |
| CHOU ph/c | 1 | 0 | 0 | 0 | 0 | 0 | 0 | 1 | 0 | 0 | 0 | 0 | 0 | 1 | 0 | 1 | 0 | 3 | 0 | 0 |
| CHEN W 3b | 5 | 1 | 2 | 1 | 1 | 0 | 0 | 0 | 0 | 0 | 0 | 0 | 0 | 0 | 0 | 0 | 0 | 1 | 5 | 0 |
| HUANG Y lf | 3 | 1 | 1 | 0 | 0 | 0 | 0 | 0 | 0 | 0 | 1 | 1 | 0 | 1 | 0 | 0 | 0 | 1 | 0 | 0 |
| LAN cf | 4 | 3 | 3 | 2 | 2 | 0 | 0 | 0 | 0 | 0 | 1 | 0 | 1 | 0 | 0 | 0 | 0 | 3 | 0 | 0 |
| CHEN K p | 0 | 0 | 0 | 0 | 0 | 0 | 0 | 0 | 0 | 0 | 0 | 0 | 0 | 0 | 0 | 0 | 0 | 2 | 2 | 0 |
| TSENG p | 0 | 0 | 0 | 0 | 0 | 0 | 0 | 0 | 0 | 0 | 0 | 0 | 0 | 0 | 0 | 0 | 0 | 0 | 1 | 0 |
| LIN Y p | 0 | 0 | 0 | 0 | 0 | 0 | 0 | 0 | 0 | 0 | 0 | 0 | 0 | 0 | 0 | 0 | 0 | 0 | 0 | 0 |
| Totals | 44 | 7 | 16 | 7 | 5 | 0 | 0 | 1 | 1 | 0 | 1 | 3 | 0 | 13 | 0 | 2 | 1 | 30 | 16 | 1 |

AMERICA 8 (2-0)

| Player | AB | R | H | BI | 2B | 3B | HR | BB | SB | CS | HP | SH | SF | SO | IBB | KL | GDP | PO | A | E |
|-----------------|----|---|----|----|----|----|----|----|----|----|----|----|----|----|-----|----|-----|----|----|---|
| MAGGI 2b | 4 | 0 | 2 | 2 | 0 | 0 | 0 | 0 | 1 | 0 | 0 | 1 | 0 | 1 | 0 | 1 | 0 | 2 | 3 | 0 |
| FONTANA ss | 3 | 0 | 0 | 0 | 0 | 0 | 0 | 0 | 0 | 0 | 0 | 0 | 0 | 1 | 0 | 0 | 0 | 1 | 4 | 0 |
| MILLER ph/ss | 3 | 1 | 1 | 2 | 1 | 0 | 0 | 0 | 0 | 0 | 0 | 0 | 0 | 1 | 0 | 0 | 0 | 1 | 1 | 0 |
| BRADLEY cf | 6 | 0 | 2 | 1 | 0 | 0 | 0 | 0 | 0 | 0 | 0 | 0 | 0 | 1 | 0 | 0 | 0 | 1 | 0 | 0 |
| WRIGHT dh | 6 | 2 | 3 | 2 | 1 | 0 | 1 | 0 | 0 | 0 | 0 | 0 | 0 | 0 | 0 | 0 | 0 | 0 | 0 | 0 |
| SPRINGER lf | 6 | 0 | 1 | 0 | 1 | 0 | 0 | 0 | 0 | 0 | 0 | 0 | 0 | 1 | 0 | 0 | 0 | 0 | 1 | 0 |
| RAMIREZ Nick 1b | 5 | 0 | 2 | 1 | 0 | 0 | 0 | 1 | 0 | 0 | 0 | 0 | 0 | 1 | 0 | 0 | 0 | 12 | 1 | 0 |
| ESPOSITO 3b | 3 | 0 | 3 | 0 | 1 | 0 | 0 | 0 | 0 | 0 | 2 | 0 | 0 | 0 | 0 | 0 | 0 | 0 | 5 | 0 |
| O'BRIEN c | 5 | 2 | 2 | 0 | 1 | 0 | 0 | 0 | 0 | 0 | 0 | 0 | 0 | 1 | 0 | 0 | 0 | 14 | 0 | 0 |
| MAHTOOK rf | 4 | 3 | 1 | 0 | 0 | 0 | 0 | 1 | 1 | 0 | 0 | 0 | 0 | 0 | 1 | 0 | 0 | 1 | 0 | 0 |
| COLE p | 0 | 0 | 0 | 0 | 0 | 0 | 0 | 0 | 0 | 0 | 0 | 0 | 0 | 0 | 0 | 0 | 0 | 0 | 1 | 0 |
| RAMIREZ Noe p | 0 | 0 | 0 | 0 | 0 | 0 | 0 | 0 | 0 | 0 | 0 | 0 | 0 | 0 | 0 | 0 | 0 | 1 | 1 | 0 |
| MCGOUGH p | 0 | 0 | 0 | 0 | 0 | 0 | 0 | 0 | 0 | 0 | 0 | 0 | 0 | 0 | 0 | 0 | 0 | 0 | 0 | 1 |
| JOHNSON p | 0 | 0 | 0 | 0 | 0 | 0 | 0 | 0 | 0 | 0 | 0 | 0 | 0 | 0 | 0 | 0 | 0 | 0 | 0 | 1 |
| Totals | 45 | 8 | 17 | 8 | 5 | 0 | 1 | 2 | 2 | 0 | 2 | 1 | 0 | 7 | 1 | 1 | 0 | 33 | 18 | 1 |

| CHINESE TAIPEI | W/S/L | IP | H | R | ER | BB | SO | WP | HB | BK | IBB | SH | SF | CI | 2B | 3B | HR | AB | BF | FO | GO | NP |
|----------------|-------|-----|---|---|----|----|----|----|----|----|-----|----|----|----|----|----|----|----|----|----|----|----|
| CHEN K | | 5.0 | 6 | 2 | 2 | 0 | 2 | 0 | 1 | 1 | 0 | 0 | 0 | 0 | 1 | 0 | 0 | 20 | 21 | 6 | 6 | 80 |
| TSENG | | 1.1 | 4 | 2 | 2 | 0 | 0 | 0 | 0 | 0 | 0 | 1 | 0 | 0 | 1 | 0 | 0 | 6 | 7 | 2 | 1 | 15 |
| LIN Y | | 2.0 | 4 | 2 | 2 | 1 | 3 | 1 | 1 | 0 | 1 | 0 | 0 | 0 | 3 | 0 | 1 | 11 | 13 | 1 | 2 | 48 |
| LIN Chen | | 0.2 | 1 | 0 | 0 | 1 | 1 | 0 | 0 | 0 | 0 | 0 | 0 | 0 | 0 | 0 | 0 | 3 | 4 | 0 | 1 | 19 |
| HSU | L,0-1 | 1.0 | 2 | 2 | 0 | 0 | 1 | 0 | 0 | 0 | 0 | 0 | 0 | 0 | 0 | 0 | 0 | 5 | 5 | 1 | 1 | 13 |

| AMERICA | W/S/L | IP | H | R | ER | BB | SO | WP | HB | BK | IBB | SH | SF | CI | 2B | 3B | HR | AB | BF | FO | GO | NP |
|-------------|-------|-----|---|---|----|----|----|----|----|----|-----|----|----|----|----|----|----|----|----|----|----|----|
| COLE | | 6.0 | 6 | 2 | 1 | 0 | 8 | 0 | 1 | 0 | 0 | 1 | 0 | 0 | 3 | 0 | 0 | 22 | 24 | 1 | 8 | 86 |
| RAMIREZ Noe | | 1.0 | 4 | 2 | 2 | 0 | 0 | 0 | 0 | 0 | 0 | 1 | 0 | 0 | 1 | 0 | 0 | 5 | 6 | 0 | 2 | 18 |
| MCGOUGH | | 1.0 | 2 | 2 | 1 | 1 | 0 | 0 | 0 | 0 | 0 | 0 | 0 | 0 | 1 | 0 | 0 | 5 | 6 | 1 | 2 | 16 |
| JOHNSON | W,1-0 | 3.0 | 4 | 1 | 0 | 0 | 5 | 0 | 0 | 0 | 0 | 1 | 0 | 0 | 0 | 0 | 0 | 12 | 13 | 0 | 4 | 43 |

Umpires – HP: Yoon M-H(KOR) 1B: Motoo(JPN) 2B: Totsuka(JPN) 3B: Ishizaki(JPN)


Start: 18:02 Time: 3:58 Attendance: 300 Weather: Fine Game notes: TC:K.Aso(JPN)

SCORER:T.Sumii(JPN) Y.Shimamura(JPN) MCGOUGH faced 2 batters in the 9th. Game: 8

Game Summary 9



KOREA - CHINA



Score by Innings R H E

CHINA 002 000 200 4 6 4
KOREA 170 005 00X 13 17 3

CHINA 4 (0-2)

| Player | AB | R | H | BI | 2B | 3B | HR | BB | SB | CS | HP | SH | SF | SO | IBB | KL | GDP | PO | A | E |
|---------------|----|---|---|----|----|----|----|----|----|----|----|----|----|----|-----|----|-----|----|----|---|
| LI 2b/ss | 4 | 0 | 1 | 1 | 0 | 0 | 0 | 0 | 0 | 0 | 0 | 0 | 0 | 1 | 0 | 0 | 0 | 0 | 3 | 0 |
| JIANG lf | 3 | 0 | 0 | 1 | 0 | 0 | 0 | 0 | 0 | 0 | 0 | 0 | 1 | 2 | 0 | 0 | 0 | 2 | 0 | 0 |
| ZHANG Q 3b | 4 | 0 | 0 | 0 | 0 | 0 | 0 | 0 | 0 | 0 | 0 | 0 | 0 | 2 | 0 | 0 | 0 | 4 | 1 | 0 |
| HAO c | 4 | 0 | 1 | 0 | 0 | 0 | 0 | 0 | 0 | 0 | 0 | 0 | 0 | 1 | 0 | 0 | 0 | 4 | 3 | 2 |
| ZHANG X ss/2b | 4 | 1 | 1 | 0 | 0 | 0 | 0 | 0 | 1 | 0 | 0 | 0 | 0 | 0 | 0 | 0 | 0 | 3 | 4 | 1 |
| XIA Z rf | 4 | 1 | 1 | 1 | 0 | 0 | 0 | 0 | 0 | 0 | 0 | 0 | 0 | 1 | 0 | 0 | 0 | 0 | 0 | 0 |
| DONG C 1b | 3 | 1 | 1 | 0 | 0 | 0 | 0 | 1 | 0 | 0 | 0 | 0 | 0 | 0 | 0 | 0 | 0 | 8 | 1 | 1 |
| CHENG dh | 1 | 0 | 0 | 0 | 0 | 0 | 0 | 0 | 0 | 0 | 0 | 0 | 0 | 1 | 0 | 0 | 0 | 0 | 0 | 0 |
| LU ph/dh | 2 | 0 | 0 | 1 | 0 | 0 | 0 | 0 | 0 | 0 | 0 | 0 | 1 | 0 | 0 | 0 | 0 | 0 | 0 | 0 |
| CHEN cf | 3 | 1 | 1 | 0 | 1 | 0 | 0 | 0 | 0 | 0 | 0 | 0 | 0 | 0 | 0 | 0 | 0 | 3 | 0 | 0 |
| DONG S p | 0 | 0 | 0 | 0 | 0 | 0 | 0 | 0 | 0 | 0 | 0 | 0 | 0 | 0 | 0 | 0 | 0 | 0 | 0 | 0 |
| HU p | 0 | 0 | 0 | 0 | 0 | 0 | 0 | 0 | 0 | 0 | 0 | 0 | 0 | 0 | 0 | 0 | 0 | 0 | 0 | 0 |
| XIA K p | 0 | 0 | 0 | 0 | 0 | 0 | 0 | 0 | 0 | 0 | 0 | 0 | 0 | 0 | 0 | 0 | 0 | 0 | 1 | 0 |
| YAO p | 0 | 0 | 0 | 0 | 0 | 0 | 0 | 0 | 0 | 0 | 0 | 0 | 0 | 0 | 0 | 0 | 0 | 0 | 0 | 0 |
| Totals | 32 | 4 | 6 | 4 | 1 | 0 | 0 | 1 | 1 | 0 | 0 | 0 | 2 | 8 | 0 | 0 | 0 | 24 | 13 | 4 |

KOREA 13 (1-2)

| Player | AB | R | H | BI | 2B | 3B | HR | BB | SB | CS | HP | SH | SF | SO | IBB | KL | GDP | PO | A | E |
|-------------|----|----|----|----|----|----|----|----|----|----|----|----|----|----|-----|----|-----|----|---|---|
| KO J cf | 4 | 2 | 1 | 0 | 0 | 1 | 0 | 2 | 0 | 1 | 0 | 0 | 0 | 0 | 0 | 0 | 0 | 1 | 0 | 0 |
| LEE T rf | 4 | 1 | 2 | 2 | 0 | 1 | 0 | 1 | 0 | 0 | 0 | 0 | 0 | 2 | 0 | 0 | 0 | 0 | 0 | 0 |
| LEE J lf | 1 | 0 | 0 | 0 | 0 | 0 | 0 | 0 | 0 | 0 | 0 | 0 | 0 | 0 | 0 | 0 | 0 | 1 | 0 | 0 |
| SEO dh | 5 | 2 | 3 | 2 | 1 | 0 | 0 | 1 | 0 | 0 | 0 | 0 | 0 | 0 | 0 | 0 | 0 | 0 | 0 | 0 |
| KIM 1b | 6 | 2 | 3 | 0 | 0 | 0 | 0 | 0 | 0 | 0 | 0 | 0 | 0 | 0 | 0 | 0 | 0 | 9 | 0 | 0 |
| CHO c | 0 | 0 | 0 | 0 | 0 | 0 | 0 | 0 | 0 | 0 | 1 | 0 | 0 | 0 | 0 | 0 | 0 | 2 | 0 | 0 |
| YOON Y pr/c | 4 | 2 | 2 | 1 | 0 | 0 | 0 | 0 | 0 | 0 | 0 | 0 | 0 | 0 | 0 | 0 | 0 | 6 | 0 | 0 |
| SHIN B ss | 4 | 2 | 2 | 4 | 1 | 0 | 0 | 1 | 0 | 0 | 0 | 0 | 0 | 0 | 0 | 0 | 0 | 1 | 1 | 2 |
| PARK J lf | 3 | 1 | 1 | 1 | 1 | 0 | 0 | 1 | 1 | 0 | 0 | 0 | 0 | 1 | 0 | 0 | 0 | 2 | 0 | 0 |
| PARK T rf | 0 | 0 | 0 | 0 | 0 | 0 | 0 | 1 | 0 | 0 | 0 | 0 | 0 | 0 | 0 | 0 | 0 | 0 | 0 | 0 |
| KU 3b | 4 | 0 | 2 | 3 | 0 | 0 | 0 | 0 | 0 | 1 | 0 | 0 | 0 | 0 | 0 | 0 | 0 | 2 | 1 | 0 |
| KO Y 3b | 1 | 0 | 0 | 0 | 0 | 0 | 0 | 0 | 0 | 0 | 0 | 0 | 0 | 0 | 0 | 0 | 0 | 1 | 1 | 1 |
| JUNG Y 2b | 4 | 1 | 1 | 0 | 0 | 0 | 0 | 1 | 0 | 0 | 0 | 0 | 0 | 0 | 0 | 0 | 0 | 2 | 3 | 0 |
| LIM p | 0 | 0 | 0 | 0 | 0 | 0 | 0 | 0 | 0 | 0 | 0 | 0 | 0 | 0 | 0 | 0 | 0 | 0 | 1 | 0 |
| SHIN J p | 0 | 0 | 0 | 0 | 0 | 0 | 0 | 0 | 0 | 0 | 0 | 0 | 0 | 0 | 0 | 0 | 0 | 0 | 0 | 0 |
| LEE K p | 0 | 0 | 0 | 0 | 0 | 0 | 0 | 0 | 0 | 0 | 0 | 0 | 0 | 0 | 0 | 0 | 0 | 0 | 0 | 0 |
| LEE H p | 0 | 0 | 0 | 0 | 0 | 0 | 0 | 0 | 0 | 0 | 0 | 0 | 0 | 0 | 0 | 0 | 0 | 0 | 0 | 0 |
| Totals | 40 | 13 | 17 | 13 | 3 | 2 | 0 | 8 | 1 | 2 | 1 | 0 | 0 | 3 | 0 | 0 | 0 | 27 | 7 | 3 |

| CHINA | W/S/L | IP | H | R | ER | BB | SO | WP | HB | BK | IBB | SH | SF | CI | 2B | 3B | HR | AB | BF | FO | GO | NP |
|--------|-------|-----|---|---|----|----|----|----|----|----|-----|----|----|----|----|----|----|----|----|----|----|----|
| DONG S | L0-1 | 1.2 | 9 | 8 | 8 | 2 | 2 | 0 | 1 | 0 | 0 | 0 | 0 | 0 | 1 | 2 | 0 | 14 | 17 | 1 | 2 | |
| HU | | 3.1 | 6 | 4 | 4 | 3 | 1 | 1 | 0 | 0 | 0 | 0 | 0 | 0 | 1 | 0 | 0 | 15 | 18 | 5 | 2 | |
| XIA K | | 1.0 | 1 | 1 | 0 | 1 | 0 | 0 | 0 | 0 | 0 | 0 | 0 | 0 | 1 | 0 | 0 | 4 | 5 | 1 | 1 | |
| YAO | | 2.0 | 1 | 0 | 0 | 2 | 0 | 0 | 0 | 0 | 0 | 0 | 0 | 0 | 0 | 0 | 0 | 7 | 9 | 3 | 3 | |

| KOREA | W/S/L | IP | H | R | ER | BB | SO | WP | HB | BK | IBB | SH | SF | CI | 2B | 3B | HR | AB | BF | FO | GO | NP |
|--------|-------|-----|---|---|----|----|----|----|----|----|-----|----|----|----|----|----|----|----|----|----|----|----|
| LIM | | 4.0 | 4 | 2 | 2 | 0 | 3 | 0 | 0 | 0 | 0 | 0 | 1 | 0 | 1 | 0 | 0 | 14 | 15 | 4 | 4 | |
| SHIN J | W.1-0 | 2.1 | 0 | 0 | 0 | 0 | 1 | 0 | 0 | 0 | 0 | 0 | 0 | 0 | 0 | 0 | 0 | 7 | 7 | 4 | 2 | |
| LEE K | | 1.2 | 2 | 2 | 1 | 0 | 2 | 0 | 0 | 0 | 0 | 0 | 1 | 0 | 0 | 0 | 0 | 7 | 8 | 3 | 0 | |
| LEE H | | 1.0 | 0 | 0 | 0 | 1 | 2 | 0 | 0 | 0 | 0 | 0 | 0 | 0 | 0 | 0 | 0 | 4 | 5 | 1 | 0 | |

Umpires - HP: Sujeewa(SRI) 1B: Numa(JPN) 2B: G.Street(USA) 3B: Kikuchi(JPN)
Start: 13:59 Time: 3:17 Attendance: 100 Weather: Fine Game notes: TC:Yoshikawa(JPN)
SCOERE:N.Otsuka(JPN) T.Kudoh(JPN) HU faced 5 batters in the 6th. Game: 9

Game Summary 10



SRI LANKA – CHINESE TAIPEI



Score by Innings R H E

CHINESE TAIPEI (12) 01 30 16 16 0
SRI LANKA 0 00 00 0 1 4

CHINESE TAIPEI 16 (1-2)

| Player | AB | R | H | BI | 2B | 3B | HR | BB | SB | CS | HP | SH | SF | SO | IBB | KL | GDP | PO | A | E |
|-------------|----|----|----|----|----|----|----|----|----|----|----|----|----|----|-----|----|-----|----|---|---|
| YANG H ss | 4 | 3 | 1 | 0 | 1 | 0 | 0 | 0 | 0 | 0 | 0 | 0 | 0 | 0 | 0 | 0 | 0 | 0 | 4 | 0 |
| TANG 2b | 4 | 2 | 2 | 2 | 0 | 1 | 0 | 0 | 0 | 0 | 0 | 0 | 0 | 0 | 0 | 0 | 0 | 1 | 2 | 0 |
| YANG K c | 2 | 3 | 1 | 2 | 1 | 0 | 0 | 2 | 1 | 0 | 0 | 0 | 0 | 0 | 0 | 0 | 0 | 5 | 0 | 0 |
| HUANG C 1b | 4 | 2 | 2 | 5 | 1 | 0 | 1 | 0 | 0 | 0 | 0 | 0 | 0 | 0 | 0 | 0 | 0 | 9 | 0 | 0 |
| TENG dh | 3 | 2 | 1 | 0 | 1 | 0 | 0 | 1 | 0 | 0 | 0 | 0 | 0 | 0 | 0 | 0 | 0 | 0 | 0 | 0 |
| LAN rf | 4 | 1 | 3 | 1 | 0 | 0 | 0 | 0 | 0 | 0 | 0 | 0 | 0 | 0 | 0 | 0 | 0 | 0 | 0 | 0 |
| CHEN W 3b | 4 | 1 | 4 | 3 | 1 | 0 | 0 | 0 | 0 | 0 | 0 | 0 | 0 | 0 | 0 | 0 | 0 | 0 | 0 | 0 |
| HUANG Y lf | 3 | 1 | 0 | 0 | 0 | 0 | 0 | 1 | 0 | 1 | 0 | 0 | 0 | 0 | 0 | 0 | 0 | 0 | 0 | 0 |
| LIN Chun cf | 3 | 1 | 2 | 1 | 0 | 0 | 0 | 0 | 0 | 1 | 1 | 0 | 0 | 0 | 0 | 0 | 0 | 0 | 0 | 0 |
| LIAO C p | 0 | 0 | 0 | 0 | 0 | 0 | 0 | 0 | 0 | 0 | 0 | 0 | 0 | 0 | 0 | 0 | 0 | 0 | 3 | 0 |
| CHIU p | 0 | 0 | 0 | 0 | 0 | 0 | 0 | 0 | 0 | 0 | 0 | 0 | 0 | 0 | 0 | 0 | 0 | 0 | 0 | 0 |
| Totals | 31 | 16 | 16 | 14 | 5 | 1 | 1 | 4 | 1 | 2 | 1 | 0 | 0 | 0 | 0 | 0 | 0 | 15 | 9 | 0 |

SRI LANKA 0 (0-3)

| Player | AB | R | H | BI | 2B | 3B | HR | BB | SB | CS | HP | SH | SF | SO | IBB | KL | GDP | PO | A | E |
|----------------|----|---|---|----|----|----|----|----|----|----|----|----|----|----|-----|----|-----|----|---|---|
| WITHANAGE lf | 2 | 0 | 1 | 0 | 0 | 0 | 0 | 0 | 0 | 0 | 0 | 0 | 0 | 0 | 0 | 0 | 0 | 1 | 0 | 0 |
| LASANTHA ss | 2 | 0 | 0 | 0 | 0 | 0 | 0 | 0 | 0 | 0 | 0 | 0 | 0 | 2 | 0 | 1 | 0 | 3 | 2 | 1 |
| NIROSHAN 1b | 2 | 0 | 0 | 0 | 0 | 0 | 0 | 0 | 0 | 0 | 0 | 0 | 0 | 1 | 0 | 0 | 0 | 5 | 2 | 0 |
| BHANUKA c | 2 | 0 | 0 | 0 | 0 | 0 | 0 | 0 | 0 | 0 | 0 | 0 | 0 | 1 | 0 | 1 | 0 | 0 | 0 | 0 |
| NERANJAN cf | 2 | 0 | 0 | 0 | 0 | 0 | 0 | 0 | 0 | 0 | 0 | 0 | 0 | 0 | 0 | 0 | 0 | 3 | 0 | 1 |
| ASANKA 3b | 2 | 0 | 0 | 0 | 0 | 0 | 0 | 0 | 0 | 0 | 0 | 0 | 0 | 0 | 0 | 0 | 0 | 1 | 0 | 2 |
| JEEWAKA rf | 1 | 0 | 0 | 0 | 0 | 0 | 0 | 1 | 0 | 0 | 0 | 0 | 0 | 1 | 0 | 0 | 0 | 1 | 0 | 0 |
| THEEKSHANA 2b | 0 | 0 | 0 | 0 | 0 | 0 | 0 | 0 | 0 | 0 | 0 | 1 | 0 | 0 | 0 | 0 | 0 | 1 | 1 | 0 |
| HITHTHATIYA 2b | 0 | 0 | 0 | 0 | 0 | 0 | 0 | 0 | 0 | 0 | 0 | 0 | 0 | 0 | 0 | 0 | 0 | 0 | 0 | 0 |
| SAHAN p | 1 | 0 | 0 | 0 | 0 | 0 | 0 | 0 | 0 | 0 | 0 | 0 | 0 | 0 | 0 | 0 | 0 | 0 | 0 | 0 |
| PRASAD p | 0 | 0 | 0 | 0 | 0 | 0 | 0 | 0 | 0 | 0 | 0 | 0 | 0 | 0 | 0 | 0 | 0 | 0 | 3 | 0 |
| Totals | 14 | 0 | 1 | 0 | 0 | 0 | 0 | 1 | 0 | 0 | 0 | 1 | 0 | 5 | 0 | 2 | 0 | 15 | 8 | 4 |

| CHINESE TAIPEI | W/S/L | IP | H | R | ER | BB | SO | WP | HB | BK | IBB | SH | SF | CI | 2B | 3B | HR | AB | BF | FO | GO | NP |
|----------------|-------|-----|---|---|----|----|----|----|----|----|-----|----|----|----|----|----|----|----|----|----|----|----|
| LIAO C | | 3.0 | 1 | 0 | 0 | 1 | 2 | 0 | 0 | 0 | 0 | 1 | 0 | 0 | 0 | 0 | 0 | 8 | 10 | 1 | 5 | 36 |
| CHIU | W,1-0 | 2.0 | 0 | 0 | 0 | 0 | 3 | 0 | 0 | 0 | 0 | 0 | 0 | 0 | 0 | 0 | 0 | 6 | 6 | 0 | 3 | 29 |

| SRI LANKA | W/S/L | IP | H | R | ER | BB | SO | WP | HB | BK | IBB | SH | SF | CI | 2B | 3B | HR | AB | BF | FO | GO | NP |
|-----------|-------|-----|----|----|----|----|----|----|----|----|-----|----|----|----|----|----|----|----|----|----|----|----|
| SAHAN | L,0-1 | 3.0 | 12 | 13 | 4 | 3 | 0 | 0 | 0 | 0 | 0 | 0 | 0 | 0 | 3 | 0 | 1 | 24 | 27 | 6 | 3 | 91 |
| PRASAD | | 2.0 | 4 | 3 | 3 | 1 | 0 | 0 | 1 | 0 | 0 | 0 | 0 | 0 | 2 | 1 | 0 | 7 | 9 | 1 | 2 | 27 |

Umpires – HP: Yamaguchi(JPN) 1B: Numa(JPN) 2B: Motoo(JPN) 3B:
E.Jerkovits(CAN) Start: 12:02 Time: 1:23 Attendance: 100
Weather: Fine Game notes: TC:Aso(JPN) SCORER:T.Sumii(JPN) T.Yugeta(JPN)
Game: 10

Game Summary 11



CANADA- UNITED STATES OF AMERICA



Score by Innings R H E

AMERICA 010 022 111 8 12 1
CANADA 000 000 010 1 5 3

AMERICA 8 (3-0)

| Player | AB | R | H | BI | 2B | 3B | HR | BB | SB | CS | HP | SH | SF | SO | IBB | KL | GDP | PO | A | E | |
|-------------------|----|---|----|----|----|----|----|----|----|----|----|----|----|----|-----|----|-----|----|---|---|---|
| MAGGI 2b | 4 | 1 | 1 | 1 | 1 | 0 | 0 | 1 | 0 | 0 | 0 | 0 | 0 | 1 | 0 | 0 | 0 | 1 | 5 | 0 | |
| FONTANA ss | 5 | 1 | 2 | 1 | 1 | 0 | 0 | 0 | 0 | 0 | 0 | 0 | 0 | 0 | 0 | 0 | 0 | 0 | 1 | 1 | 0 |
| BRADLEY cf | 3 | 0 | 0 | 0 | 0 | 0 | 0 | 2 | 0 | 0 | 0 | 0 | 0 | 1 | 0 | 0 | 0 | 3 | 0 | 0 | |
| WRIGHT 1b | 5 | 2 | 3 | 1 | 0 | 0 | 0 | 0 | 0 | 0 | 0 | 0 | 0 | 1 | 0 | 0 | 0 | 9 | 0 | 1 | |
| SPRINGER lf | 5 | 2 | 2 | 0 | 1 | 0 | 0 | 0 | 0 | 0 | 0 | 0 | 0 | 0 | 0 | 0 | 0 | 1 | 1 | 0 | |
| RAMIREZ Nick dh/p | 5 | 0 | 2 | 3 | 0 | 0 | 0 | 0 | 0 | 0 | 0 | 0 | 0 | 1 | 0 | 0 | 0 | 1 | 0 | 0 | |
| ESPOSITO 3b | 5 | 1 | 1 | 1 | 0 | 0 | 1 | 0 | 0 | 0 | 0 | 0 | 0 | 2 | 0 | 0 | 0 | 1 | 1 | 0 | |
| MAHTOOK rf | 2 | 1 | 0 | 0 | 0 | 0 | 0 | 1 | 0 | 0 | 0 | 0 | 0 | 0 | 0 | 0 | 0 | 0 | 0 | 0 | |
| DICKERSON ph/rf | 2 | 0 | 1 | 0 | 0 | 0 | 0 | 0 | 0 | 0 | 0 | 0 | 0 | 1 | 0 | 0 | 0 | 0 | 0 | 0 | |
| RODRIGUEZ c | 3 | 0 | 0 | 0 | 0 | 0 | 0 | 1 | 0 | 0 | 0 | 0 | 0 | 0 | 0 | 0 | 0 | 10 | 0 | 0 | |
| BARNES p | 0 | 0 | 0 | 0 | 0 | 0 | 0 | 0 | 0 | 0 | 0 | 0 | 0 | 0 | 0 | 0 | 0 | 0 | 1 | 0 | |
| GILMARTIN p | 0 | 0 | 0 | 0 | 0 | 0 | 0 | 0 | 0 | 0 | 0 | 0 | 0 | 0 | 0 | 0 | 0 | 0 | 0 | 0 | |
| Totals | 39 | 8 | 12 | 7 | 3 | 0 | 1 | 5 | 0 | 0 | 0 | 0 | 0 | 7 | 0 | 0 | 0 | 27 | 9 | 1 | |

CANADA 1 (2-1)

| Player | AB | R | H | BI | 2B | 3B | HR | BB | SB | CS | HP | SH | SF | SO | IBB | KL | GDP | PO | A | E |
|----------------|----|---|---|----|----|----|----|----|----|----|----|----|----|----|-----|----|-----|----|----|---|
| MARSHALL 2b | 4 | 0 | 0 | 0 | 0 | 0 | 0 | 0 | 0 | 0 | 0 | 0 | 0 | 0 | 0 | 0 | 0 | 1 | 4 | 0 |
| WALLANCE cf | 4 | 0 | 1 | 0 | 0 | 0 | 0 | 0 | 0 | 0 | 0 | 0 | 0 | 1 | 0 | 0 | 0 | 2 | 0 | 0 |
| ELLIS 3b | 1 | 0 | 0 | 0 | 0 | 0 | 0 | 2 | 0 | 0 | 1 | 0 | 0 | 1 | 0 | 0 | 0 | 3 | 3 | 0 |
| FLEMMING dh | 3 | 0 | 0 | 1 | 0 | 0 | 0 | 1 | 0 | 0 | 0 | 0 | 0 | 1 | 0 | 0 | 0 | 0 | 0 | 0 |
| DUNSMORE lf | 2 | 0 | 0 | 0 | 0 | 0 | 0 | 0 | 0 | 0 | 0 | 0 | 0 | 1 | 0 | 1 | 0 | 0 | 0 | 1 |
| LENDVOY ph/lf | 2 | 0 | 1 | 0 | 0 | 0 | 0 | 0 | 0 | 0 | 0 | 0 | 0 | 1 | 0 | 0 | 0 | 0 | 0 | 0 |
| WELCH c | 3 | 0 | 1 | 0 | 0 | 0 | 0 | 0 | 0 | 0 | 0 | 0 | 0 | 1 | 0 | 0 | 0 | 4 | 2 | 0 |
| DENSEM c | 1 | 0 | 0 | 0 | 0 | 0 | 0 | 0 | 0 | 0 | 0 | 0 | 0 | 0 | 0 | 0 | 0 | 2 | 0 | 0 |
| REGAN 1b | 4 | 0 | 0 | 0 | 0 | 0 | 0 | 0 | 0 | 0 | 0 | 0 | 0 | 2 | 0 | 0 | 0 | 12 | 0 | 0 |
| CARRUTHERS rf | 4 | 1 | 2 | 0 | 1 | 0 | 0 | 0 | 0 | 0 | 0 | 0 | 0 | 1 | 0 | 0 | 0 | 1 | 0 | 0 |
| BELL ss | 3 | 0 | 0 | 0 | 0 | 0 | 0 | 0 | 0 | 0 | 0 | 0 | 0 | 1 | 0 | 0 | 0 | 1 | 2 | 1 |
| BROWN p | 0 | 0 | 0 | 0 | 0 | 0 | 0 | 0 | 0 | 0 | 0 | 0 | 0 | 0 | 0 | 0 | 0 | 0 | 0 | 0 |
| CASTILLO p | 0 | 0 | 0 | 0 | 0 | 0 | 0 | 0 | 0 | 0 | 0 | 0 | 0 | 0 | 0 | 0 | 0 | 1 | 0 | 1 |
| KING p | 0 | 0 | 0 | 0 | 0 | 0 | 0 | 0 | 0 | 0 | 0 | 0 | 0 | 0 | 0 | 0 | 0 | 0 | 0 | 0 |
| HETHERINGTON p | 0 | 0 | 0 | 0 | 0 | 0 | 0 | 0 | 0 | 0 | 0 | 0 | 0 | 0 | 0 | 0 | 0 | 0 | 0 | 0 |
| Totals | 31 | 1 | 5 | 1 | 1 | 0 | 0 | 3 | 0 | 0 | 1 | 0 | 0 | 10 | 0 | 1 | 0 | 27 | 11 | 3 |

| AMERICA | W/S/L | IP | H | R | ER | BB | SO | WP | HB | BK | IBB | SH | SF | CI | 2B | 3B | HR | AB | BF | FO | GO | NP |
|--------------|-------|-----|---|---|----|----|----|----|----|----|-----|----|----|----|----|----|----|----|----|----|----|-----|
| BARNES | W,1-0 | 7.0 | 3 | 0 | 0 | 1 | 8 | 0 | 1 | 0 | 0 | 0 | 0 | 0 | 0 | 0 | 0 | 23 | 25 | 4 | 8 | 102 |
| GILMARTIN | | 0.2 | 2 | 1 | 1 | 2 | 0 | 0 | 0 | 0 | 0 | 0 | 0 | 0 | 1 | 0 | 0 | 4 | 6 | 2 | 0 | 28 |
| RAMIREZ Nick | | 1.1 | 0 | 0 | 0 | 0 | 2 | 0 | 0 | 0 | 0 | 0 | 0 | 0 | 0 | 0 | 0 | 4 | 4 | 1 | 1 | 16 |


| CANADA | W/S/L | IP | H | R | ER | BB | SO | WP | HB | BK | IBB | SH | SF | CI | 2B | 3B | HR | AB | BF | FO | GO | NP |
|--------------|-------|-----|---|---|----|----|----|----|----|----|-----|----|----|----|----|----|----|----|----|----|----|----|
| BROWN | L,0-1 | 2.0 | 2 | 1 | 1 | 2 | 1 | 1 | 0 | 0 | 0 | 0 | 0 | 0 | 1 | 0 | 0 | 7 | 9 | 2 | 2 | 37 |
| CASTILLO | | 4.0 | 3 | 4 | 2 | 2 | 2 | 0 | 0 | 0 | 0 | 0 | 0 | 0 | 2 | 0 | 0 | 16 | 18 | 2 | 7 | 62 |
| KING | | 2.0 | 5 | 2 | 2 | 0 | 2 | 0 | 0 | 0 | 0 | 0 | 0 | 0 | 0 | 0 | 1 | 11 | 11 | 2 | 2 | 40 |
| HETHERINGTON | | 1.0 | 2 | 1 | 1 | 1 | 2 | 0 | 0 | 0 | 0 | 0 | 0 | 0 | 0 | 0 | 0 | 5 | 6 | 0 | 1 | 22 |

Umpires - HP: Koyama(JPN) 1B: Kuwabara(JPN) 2B: Yoon M-H(KOR) 3B: Li Weigeng(CHN) Start: 18:04 Time: 2:48 Attendance: 500 Weather: Fine
Game notes: TC:Aso(JPN) SCORE:S.Seki(JPN) T.Kudoh(JPN) Game: 11

Game Summary 12



CUBA - CHINA



Score by Innings R H E

CHINA 000 00 0 3 0
CUBA 450 6X 15 14 0

CHINA 0 (0-3)

| Player | AB | R | H | BI | 2B | 3B | HR | BB | SB | CS | HP | SH | SF | SO | IBB | KL | GDP | PO | A | E |
|------------|----|---|---|----|----|----|----|----|----|----|----|----|----|----|-----|----|-----|----|---|---|
| LI 2b | 2 | 0 | 1 | 0 | 0 | 0 | 0 | 0 | 0 | 0 | 0 | 0 | 0 | 0 | 0 | 0 | 0 | 0 | 0 | 0 |
| JIANG lf | 2 | 0 | 0 | 0 | 0 | 0 | 0 | 0 | 0 | 0 | 0 | 0 | 0 | 0 | 0 | 0 | 0 | 0 | 0 | 0 |
| ZHANG Q 3b | 2 | 0 | 1 | 0 | 0 | 0 | 0 | 0 | 0 | 0 | 0 | 0 | 0 | 0 | 0 | 0 | 0 | 2 | 1 | 0 |
| HAO c | 2 | 0 | 1 | 0 | 0 | 0 | 0 | 0 | 0 | 0 | 0 | 0 | 0 | 0 | 0 | 0 | 0 | 1 | 0 | 0 |
| ZHANG X ss | 2 | 0 | 0 | 0 | 0 | 0 | 0 | 0 | 0 | 0 | 0 | 0 | 0 | 1 | 0 | 0 | 0 | 1 | 2 | 0 |
| XIA Z rf | 2 | 0 | 0 | 0 | 0 | 0 | 0 | 0 | 0 | 0 | 0 | 0 | 0 | 1 | 0 | 0 | 0 | 3 | 0 | 0 |
| DONG C 1b | 2 | 0 | 0 | 0 | 0 | 0 | 0 | 0 | 0 | 0 | 0 | 0 | 0 | 2 | 0 | 2 | 0 | 4 | 0 | 0 |
| LU dh | 2 | 0 | 0 | 0 | 0 | 0 | 0 | 0 | 0 | 0 | 0 | 0 | 0 | 2 | 0 | 0 | 0 | 0 | 0 | 0 |
| CHEN cf | 2 | 0 | 0 | 0 | 0 | 0 | 0 | 0 | 0 | 0 | 0 | 0 | 0 | 1 | 0 | 0 | 0 | 1 | 0 | 0 |
| YAO p | 0 | 0 | 0 | 0 | 0 | 0 | 0 | 0 | 0 | 0 | 0 | 0 | 0 | 0 | 0 | 0 | 0 | 0 | 0 | 0 |
| HU p | 0 | 0 | 0 | 0 | 0 | 0 | 0 | 0 | 0 | 0 | 0 | 0 | 0 | 0 | 0 | 0 | 0 | 0 | 0 | 0 |
| DONG S p | 0 | 0 | 0 | 0 | 0 | 0 | 0 | 0 | 0 | 0 | 0 | 0 | 0 | 0 | 0 | 0 | 0 | 0 | 0 | 0 |
| Totals | 18 | 0 | 3 | 0 | 0 | 0 | 0 | 0 | 0 | 0 | 0 | 0 | 0 | 7 | 0 | 2 | 0 | 12 | 3 | 0 |

CUB 15 (3-0)

| Player | AB | R | H | BI | 2B | 3B | HR | BB | SB | CS | HP | SH | SF | SO | IBB | KL | GDP | PO | A | E |
|----------------|----|----|----|----|----|----|----|----|----|----|----|----|----|----|-----|----|-----|----|---|---|
| MARTIN cf | 3 | 3 | 2 | 1 | 1 | 0 | 0 | 1 | 2 | 0 | 0 | 0 | 0 | 0 | 0 | 0 | 0 | 1 | 0 | 0 |
| CERCE 2b | 3 | 1 | 1 | 0 | 0 | 0 | 0 | 1 | 0 | 0 | 0 | 0 | 0 | 1 | 0 | 0 | 0 | 0 | 1 | 0 |
| OLIVERA dh | 3 | 2 | 2 | 2 | 1 | 0 | 0 | 1 | 0 | 0 | 0 | 0 | 0 | 0 | 0 | 0 | 0 | 0 | 0 | 0 |
| DESPAIGNE A lf | 2 | 2 | 1 | 1 | 0 | 0 | 1 | 1 | 0 | 0 | 1 | 0 | 0 | 0 | 0 | 0 | 0 | 0 | 0 | 0 |
| CESPEDES rf | 3 | 2 | 2 | 5 | 1 | 0 | 1 | 0 | 0 | 0 | 0 | 0 | 1 | 0 | 0 | 0 | 0 | 0 | 0 | 0 |
| ABREU 1b | 2 | 2 | 2 | 2 | 1 | 0 | 1 | 0 | 0 | 0 | 0 | 0 | 0 | 0 | 0 | 0 | 0 | 6 | 0 | 0 |
| URRUTIA ph/1b | 0 | 1 | 0 | 0 | 0 | 0 | 0 | 1 | 0 | 0 | 0 | 0 | 0 | 0 | 0 | 0 | 0 | 1 | 0 | 0 |
| DIAZ 3b | 2 | 0 | 1 | 1 | 0 | 0 | 0 | 0 | 0 | 0 | 0 | 0 | 0 | 0 | 0 | 0 | 0 | 0 | 1 | 0 |
| LUNAR ph/3b | 1 | 1 | 1 | 1 | 0 | 0 | 0 | 0 | 0 | 0 | 0 | 0 | 0 | 0 | 0 | 0 | 0 | 0 | 0 | 0 |
| MOREJON c | 2 | 0 | 0 | 0 | 0 | 0 | 0 | 0 | 0 | 0 | 0 | 0 | 0 | 0 | 0 | 0 | 0 | 4 | 0 | 0 |
| ALARCON c | 0 | 0 | 0 | 1 | 0 | 0 | 0 | 0 | 0 | 0 | 0 | 0 | 1 | 0 | 0 | 0 | 0 | 3 | 0 | 0 |
| BORROTO ss | 3 | 1 | 2 | 1 | 0 | 0 | 0 | 0 | 0 | 0 | 0 | 0 | 0 | 0 | 0 | 0 | 0 | 0 | 1 | 0 |
| DESPAIGNE O p | 0 | 0 | 0 | 0 | 0 | 0 | 0 | 0 | 0 | 0 | 0 | 0 | 0 | 0 | 0 | 0 | 0 | 0 | 2 | 0 |
| GARCIA p | 0 | 0 | 0 | 0 | 0 | 0 | 0 | 0 | 0 | 0 | 0 | 0 | 0 | 0 | 0 | 0 | 0 | 0 | 0 | 0 |
| RODRIGUEZ p | 0 | 0 | 0 | 0 | 0 | 0 | 0 | 0 | 0 | 0 | 0 | 0 | 0 | 0 | 0 | 0 | 0 | 0 | 1 | 0 |
| RIVERO p | 0 | 0 | 0 | 0 | 0 | 0 | 0 | 0 | 0 | 0 | 0 | 0 | 0 | 0 | 0 | 0 | 0 | 0 | 1 | 0 |
| Totals | 24 | 15 | 14 | 15 | 4 | 0 | 3 | 5 | 2 | 0 | 1 | 0 | 2 | 1 | 0 | 0 | 0 | 15 | 7 | 0 |


| CHINA | W/S/L | IP | H | R | ER | BB | SO | WP | HB | BK | IBB | SH | SF | CI | 2B | 3B | HR | AB | BF | FO | GO | NP |
|-------------|-------|-----|---|---|----|----|----|----|----|----|-----|----|----|----|----|----|----|----|----|----|----|----|
| YAO | L,0-1 | 1.0 | 4 | 4 | 4 | 1 | 1 | 1 | 0 | 0 | 0 | 0 | 1 | 0 | 2 | 0 | 0 | 6 | 8 | 2 | 0 | 25 |
| HU | | 2.0 | 4 | 5 | 5 | 3 | 0 | 0 | 0 | 0 | 0 | 0 | 0 | 0 | 0 | 0 | 2 | 10 | 13 | 4 | 2 | 35 |
| DONG S | | 1.0 | 6 | 6 | 6 | 1 | 0 | 0 | 1 | 0 | 0 | 0 | 1 | 0 | 2 | 0 | 1 | 8 | 11 | 2 | 1 | 38 |
| CUBA | W,S,L | IP | H | R | ER | BB | SO | WP | HB | BK | IBB | SH | SF | CI | 2B | 3B | HR | AB | BF | FO | GO | NP |
| DESPAIGNE O | | 2.0 | 2 | 0 | 0 | 0 | 3 | 0 | 0 | 0 | 0 | 0 | 0 | 0 | 0 | 0 | 0 | 8 | 8 | 0 | 3 | 34 |
| GARCIA | | 1.0 | 1 | 0 | 0 | 0 | 1 | 0 | 0 | 0 | 0 | 0 | 0 | 0 | 0 | 0 | 0 | 4 | 4 | 0 | 2 | 14 |
| RODRIGUEZ | | 1.0 | 0 | 0 | 0 | 0 | 1 | 0 | 0 | 0 | 0 | 0 | 0 | 0 | 0 | 0 | 0 | 3 | 3 | 1 | 1 | 13 |
| RIVERO | W,1-0 | 1.0 | 0 | 0 | 0 | 0 | 2 | 0 | 0 | 0 | 0 | 0 | 0 | 0 | 0 | 0 | 0 | 3 | 3 | 0 | 1 | 10 |

Umpires - HP: Muramatsu(JPN) 1B: Kikuchi(JPN) 2B: G.Street(USA) 3B: Sujeewa(SRI) Start: 13:59 Time: 1:32 Attendance: 460 Weather: Fine
Game notes: TC:Yamanaka SCOERE:S.Numata(JPN) Y.Shimamura(JPN)
Game: 12

Game Summary 13



UNITED STATES OF AMERICA – CHINA



Score by Innings R H E

CHINA 000 000 0 0 3 1
AMERICA 103 700 X 11 8 0

CHINA 0 (0-4)

| Player | AB | R | H | BI | 2B | 3B | HR | BB | SB | CS | HP | SH | SF | SO | IBB | KL | GDP | PO | A | E |
|------------|----|---|---|----|----|----|----|----|----|----|----|----|----|----|-----|----|-----|----|---|---|
| LI 2b | 3 | 0 | 0 | 0 | 0 | 0 | 0 | 0 | 0 | 0 | 0 | 0 | 0 | 0 | 0 | 0 | 0 | 2 | 0 | 0 |
| JIANG lf | 3 | 0 | 0 | 0 | 0 | 0 | 0 | 0 | 0 | 0 | 0 | 0 | 0 | 2 | 0 | 0 | 0 | 3 | 0 | 0 |
| ZHANG Q 3b | 3 | 0 | 0 | 0 | 0 | 0 | 0 | 0 | 0 | 0 | 0 | 0 | 0 | 3 | 0 | 0 | 0 | 1 | 2 | 0 |
| DONG C 1b | 3 | 0 | 0 | 0 | 0 | 0 | 0 | 0 | 0 | 0 | 0 | 0 | 0 | 1 | 0 | 0 | 0 | 5 | 0 | 0 |
| XIA Z rf | 3 | 0 | 0 | 0 | 0 | 0 | 0 | 0 | 0 | 0 | 0 | 0 | 0 | 2 | 0 | 0 | 0 | 2 | 0 | 0 |
| ZHANG X ss | 2 | 0 | 1 | 0 | 0 | 0 | 0 | 0 | 0 | 0 | 0 | 0 | 0 | 0 | 0 | 0 | 0 | 0 | 3 | 1 |
| LU c | 2 | 0 | 1 | 0 | 0 | 0 | 0 | 0 | 0 | 0 | 0 | 0 | 0 | 0 | 0 | 0 | 0 | 1 | 0 | 0 |
| CHENG dh | 2 | 0 | 0 | 0 | 0 | 0 | 0 | 0 | 0 | 0 | 0 | 0 | 0 | 1 | 0 | 0 | 0 | 0 | 0 | 0 |
| CHEN cf | 2 | 0 | 1 | 0 | 0 | 0 | 0 | 0 | 1 | 0 | 0 | 0 | 0 | 1 | 0 | 0 | 0 | 4 | 0 | 0 |
| ZHANG Ju p | 0 | 0 | 0 | 0 | 0 | 0 | 0 | 0 | 0 | 0 | 0 | 0 | 0 | 0 | 0 | 0 | 0 | 0 | 0 | 0 |
| YANG p | 0 | 0 | 0 | 0 | 0 | 0 | 0 | 0 | 0 | 0 | 0 | 0 | 0 | 0 | 0 | 0 | 0 | 0 | 0 | 0 |
| Totals | 23 | 0 | 3 | 0 | 0 | 0 | 0 | 0 | 1 | 0 | 0 | 0 | 0 | 10 | 0 | 0 | 0 | 18 | 5 | 1 |

AMERICA 11 (4-0)

| Player | AB | R | H | BI | 2B | 3B | HR | BB | SB | CS | HP | SH | SF | SO | IBB | KL | GDP | PO | A | E |
|-----------------|----|----|---|----|----|----|----|----|----|----|----|----|----|----|-----|----|-----|----|---|---|
| MAGGI 2b | 2 | 1 | 0 | 0 | 0 | 0 | 0 | 1 | 2 | 0 | 0 | 0 | 0 | 0 | 0 | 0 | 0 | 0 | 1 | 0 |
| FONTANA ss | 1 | 0 | 0 | 0 | 0 | 0 | 0 | 0 | 0 | 0 | 0 | 0 | 0 | 1 | 0 | 0 | 0 | 0 | 0 | 0 |
| MILLER ss/2b | 3 | 2 | 2 | 1 | 0 | 0 | 0 | 1 | 0 | 0 | 0 | 0 | 0 | 0 | 0 | 0 | 0 | 0 | 0 | 0 |
| BRADLEY cf | 1 | 2 | 1 | 2 | 0 | 0 | 1 | 2 | 0 | 0 | 0 | 0 | 0 | 0 | 0 | 0 | 0 | 1 | 0 | 0 |
| DICKERSON lf | 1 | 0 | 0 | 0 | 0 | 0 | 0 | 0 | 0 | 0 | 0 | 0 | 0 | 0 | 0 | 0 | 0 | 0 | 0 | 0 |
| WRIGHT dh | 3 | 1 | 1 | 2 | 0 | 0 | 0 | 0 | 1 | 0 | 0 | 0 | 0 | 0 | 0 | 0 | 0 | 0 | 0 | 0 |
| JOHNSON ph | 1 | 0 | 0 | 0 | 0 | 0 | 0 | 0 | 0 | 0 | 0 | 0 | 0 | 0 | 0 | 0 | 0 | 0 | 0 | 0 |
| SPRINGER lf/cf | 4 | 1 | 0 | 0 | 0 | 0 | 0 | 0 | 0 | 0 | 0 | 0 | 0 | 0 | 0 | 0 | 0 | 1 | 0 | 0 |
| RAMIREZ Nick 1b | 3 | 1 | 1 | 1 | 0 | 0 | 0 | 1 | 0 | 0 | 0 | 0 | 0 | 0 | 0 | 0 | 0 | 7 | 0 | 0 |
| ESPOSITO 3b | 3 | 0 | 1 | 1 | 0 | 0 | 0 | 0 | 0 | 0 | 0 | 0 | 0 | 0 | 0 | 0 | 0 | 0 | 3 | 0 |
| O'BRIEN c | 2 | 1 | 0 | 0 | 0 | 0 | 0 | 1 | 0 | 0 | 0 | 0 | 0 | 0 | 0 | 0 | 0 | 11 | 0 | 0 |
| MAHTOOK rf | 3 | 2 | 2 | 3 | 0 | 0 | 1 | 0 | 1 | 0 | 0 | 0 | 0 | 0 | 0 | 0 | 0 | 1 | 0 | 0 |
| ANDERSON p | 0 | 0 | 0 | 0 | 0 | 0 | 0 | 0 | 0 | 0 | 0 | 0 | 0 | 0 | 0 | 0 | 0 | 0 | 1 | 0 |
| WINKLER p | 0 | 0 | 0 | 0 | 0 | 0 | 0 | 0 | 0 | 0 | 0 | 0 | 0 | 0 | 0 | 0 | 0 | 0 | 0 | 0 |
| Totals | 27 | 11 | 8 | 10 | 0 | 0 | 2 | 6 | 4 | 0 | 0 | 0 | 0 | 1 | 0 | 0 | 0 | 21 | 5 | 0 |

| CHINA | W/S/L | IP | H | R | ER | BB | SO | WP | HB | BK | IBB | SH | SF | CI | 2B | 3B | HR | AB | BF | FO | GO | NP |
|----------|-------|-----|---|----|----|----|----|----|----|----|-----|----|----|----|----|----|----|----|----|----|----|----|
| ZHANG Ju | L,0-1 | 4.0 | 8 | 11 | 8 | 5 | 0 | 0 | 0 | 1 | 0 | 0 | 0 | 0 | 0 | 0 | 2 | 21 | 26 | 7 | 5 | 92 |
| YANG | | 2.0 | 0 | 0 | 0 | 1 | 1 | 0 | 0 | 0 | 0 | 0 | 0 | 0 | 0 | 0 | 0 | 6 | 7 | 5 | 0 | 22 |

| AMERICA | W/S/L | IP | H | R | ER | BB | SO | WP | HB | BK | IBB | SH | SF | CI | 2B | 3B | HR | AB | BF | FO | GO | NP |
|----------|-------|-----|---|---|----|----|----|----|----|----|-----|----|----|----|----|----|----|----|----|----|----|----|
| ANDERSON | W,1-0 | 5.0 | 2 | 0 | 0 | 0 | 6 | 0 | 0 | 0 | 0 | 0 | 0 | 0 | 0 | 0 | 0 | 16 | 16 | 3 | 4 | 51 |
| WINKLER | | 2.0 | 1 | 0 | 0 | 0 | 4 | 0 | 0 | 0 | 0 | 0 | 0 | 0 | 0 | 0 | 0 | 7 | 7 | 0 | 2 | 34 |

Umpires – HP: E.Jerkovits(CAN) 1B: Yamaguchi(JPN) 2B: Kikuchi(JPN) 3B:
Sujeewa(SRI) Start: 12:05 Time: 1:48 Attendance:170 Weather: Fine
Game notes: TC:Yoshikawa(JPN) SCORER:T.Sumii(JPN) N.Otsuka(JPN) Game: 13

Game Summary 14



CANADA - KOREA



Score by Innings R H E

KOREA 001 031 110 7 6 0
CANADA 000 310 000 4 8 1

KOREA 7 (2-2)

| Player | AB | R | H | BI | 2B | 3B | HR | BB | SB | CS | HP | SH | SF | SO | IBB | KL | GDP | PO | A | E |
|-----------|----|---|---|----|----|----|----|----|----|----|----|----|----|----|-----|----|-----|----|---|---|
| KO J cf | 4 | 2 | 3 | 0 | 1 | 0 | 0 | 1 | 0 | 1 | 0 | 0 | 0 | 0 | 0 | 0 | 0 | 1 | 0 | 0 |
| LEE T rf | 2 | 1 | 1 | 2 | 0 | 0 | 0 | 1 | 0 | 0 | 0 | 1 | 1 | 1 | 0 | 0 | 0 | 3 | 1 | 0 |
| SEO dh | 3 | 0 | 0 | 0 | 0 | 0 | 0 | 1 | 0 | 0 | 0 | 1 | 0 | 0 | 0 | 0 | 1 | 0 | 0 | 0 |
| KIM 1b | 2 | 2 | 1 | 1 | 1 | 0 | 0 | 1 | 1 | 0 | 2 | 0 | 0 | 1 | 1 | 0 | 0 | 5 | 0 | 0 |
| SHIN B ss | 0 | 0 | 0 | 1 | 0 | 0 | 0 | 2 | 0 | 0 | 2 | 1 | 0 | 0 | 0 | 0 | 0 | 2 | 0 | 0 |
| PARK J lf | 4 | 0 | 0 | 1 | 0 | 0 | 0 | 0 | 0 | 0 | 0 | 1 | 0 | 3 | 0 | 1 | 0 | 2 | 0 | 0 |
| YOON Y c | 5 | 0 | 1 | 1 | 0 | 0 | 0 | 0 | 0 | 0 | 0 | 0 | 0 | 2 | 0 | 1 | 0 | 13 | 0 | 0 |
| KU 3b | 1 | 2 | 0 | 0 | 0 | 0 | 0 | 2 | 0 | 1 | 1 | 0 | 0 | 0 | 0 | 0 | 0 | 1 | 2 | 0 |
| JUNG Y 2b | 3 | 0 | 0 | 0 | 0 | 0 | 0 | 0 | 0 | 0 | 0 | 1 | 0 | 2 | 0 | 0 | 0 | 0 | 1 | 0 |
| NA p | 0 | 0 | 0 | 0 | 0 | 0 | 0 | 0 | 0 | 0 | 0 | 0 | 0 | 0 | 0 | 0 | 0 | 0 | 1 | 0 |
| LIM p | 0 | 0 | 0 | 0 | 0 | 0 | 0 | 0 | 0 | 0 | 0 | 0 | 0 | 0 | 0 | 0 | 0 | 0 | 0 | 0 |
| Totals | 24 | 7 | 6 | 6 | 2 | 0 | 0 | 8 | 1 | 2 | 5 | 5 | 1 | 9 | 1 | 2 | 1 | 27 | 5 | 0 |

CANADA 4 (2-2)

| Player | AB | R | H | BI | 2B | 3B | HR | BB | SB | CS | HP | SH | SF | SO | IBB | KL | GDP | PO | A | E |
|----------------|----|---|---|----|----|----|----|----|----|----|----|----|----|----|-----|----|-----|----|----|---|
| MARSHALL 2b | 5 | 0 | 2 | 0 | 0 | 0 | 0 | 0 | 0 | 0 | 0 | 0 | 0 | 1 | 0 | 1 | 0 | 3 | 2 | 1 |
| CARRUTHERS rf | 3 | 0 | 0 | 0 | 0 | 0 | 0 | 1 | 0 | 0 | 1 | 0 | 0 | 2 | 0 | 1 | 0 | 2 | 0 | 0 |
| WALLANCE cf | 3 | 0 | 1 | 2 | 0 | 0 | 0 | 1 | 0 | 0 | 0 | 1 | 0 | 1 | 0 | 0 | 0 | 0 | 0 | 0 |
| ELLIS 3b | 3 | 1 | 1 | 0 | 0 | 0 | 0 | 1 | 0 | 0 | 0 | 0 | 0 | 1 | 0 | 0 | 0 | 0 | 3 | 0 |
| FLEMMING 1b | 3 | 0 | 1 | 0 | 0 | 0 | 0 | 1 | 0 | 0 | 0 | 0 | 0 | 2 | 0 | 0 | 0 | 7 | 0 | 0 |
| WELCH dh | 4 | 1 | 1 | 2 | 0 | 0 | 1 | 0 | 0 | 0 | 0 | 0 | 0 | 2 | 0 | 0 | 0 | 0 | 0 | 0 |
| LENDVOY lf | 3 | 0 | 0 | 0 | 0 | 0 | 0 | 0 | 0 | 0 | 0 | 0 | 0 | 0 | 0 | 0 | 0 | 1 | 0 | 0 |
| DUNSMORE ph/lf | 1 | 0 | 0 | 0 | 0 | 0 | 0 | 0 | 0 | 0 | 0 | 0 | 0 | 0 | 0 | 0 | 0 | 1 | 0 | 0 |
| DENSEM c | 4 | 1 | 1 | 0 | 0 | 0 | 0 | 0 | 0 | 0 | 0 | 0 | 0 | 1 | 0 | 0 | 0 | 10 | 3 | 0 |
| BELL ss | 4 | 1 | 1 | 0 | 0 | 0 | 0 | 0 | 0 | 0 | 0 | 0 | 0 | 2 | 0 | 1 | 0 | 3 | 3 | 0 |
| REYNOLDS p | 0 | 0 | 0 | 0 | 0 | 0 | 0 | 0 | 0 | 0 | 0 | 0 | 0 | 0 | 0 | 0 | 0 | 0 | 1 | 0 |
| WALKILING p | 0 | 0 | 0 | 0 | 0 | 0 | 0 | 0 | 0 | 0 | 0 | 0 | 0 | 0 | 0 | 0 | 0 | 0 | 0 | 0 |
| KAYE p | 0 | 0 | 0 | 0 | 0 | 0 | 0 | 0 | 0 | 0 | 0 | 0 | 0 | 0 | 0 | 0 | 0 | 0 | 2 | 0 |
| HETHERINGTON p | 0 | 0 | 0 | 0 | 0 | 0 | 0 | 0 | 0 | 0 | 0 | 0 | 0 | 0 | 0 | 0 | 0 | 0 | 0 | 0 |
| Totals | 33 | 4 | 8 | 4 | 0 | 0 | 1 | 4 | 0 | 0 | 1 | 1 | 0 | 12 | 0 | 3 | 0 | 27 | 14 | 1 |

| KOREA | W/S/L | IP | H | R | ER | BB | SO | WP | HB | BK | IBB | SH | SF | CI | 2B | 3B | HR | AB | BF | FO | GO | NP |
|-------|-------|-----|---|---|----|----|----|----|----|----|-----|----|----|----|----|----|----|----|----|----|----|-----|
| NA | | 3.1 | 5 | 3 | 3 | 3 | 7 | 0 | 1 | 0 | 0 | 1 | 0 | 0 | 0 | 0 | 1 | 14 | 19 | 2 | 1 | 101 |
| LIM | W,1-0 | 5.2 | 3 | 1 | 1 | 1 | 5 | 0 | 0 | 1 | 0 | 0 | 0 | 0 | 0 | 0 | 0 | 19 | 20 | 7 | 4 | 77 |

| CANADA | W/S/L | IP | H | R | ER | BB | SO | WP | HB | BK | IBB | SH | SF | CI | 2B | 3B | HR | AB | BF | FO | GO | NP |
|--------------|-------|-----|---|---|----|----|----|----|----|----|-----|----|----|----|----|----|----|----|----|----|----|----|
| REYNOLDS | | 4.1 | 2 | 4 | 1 | 7 | 6 | 0 | 2 | 0 | 1 | 2 | 0 | 0 | 1 | 0 | 0 | 12 | 23 | 0 | 5 | 92 |
| WALKILING | L,0-1 | 1.2 | 2 | 1 | 1 | 1 | 1 | 0 | 0 | 0 | 0 | 0 | 1 | 0 | 1 | 0 | 0 | 5 | 7 | 3 | 0 | 30 |
| KAYE | | 2.0 | 2 | 2 | 2 | 0 | 0 | 0 | 2 | 0 | 0 | 3 | 0 | 0 | 0 | 0 | 0 | 4 | 9 | 1 | 4 | 22 |
| HETHERINGTON | | 1.0 | 0 | 0 | 0 | 0 | 2 | 0 | 1 | 0 | 0 | 0 | 0 | 0 | 0 | 0 | 0 | 3 | 4 | 1 | 0 | 11 |

Umpires - HP: Kuwabara(JPN) 1B: Ishizaki(JPN) 2B: G.Street(USA) 3B: Li Weigeng(CHN) Start: 14:00 Time: 3:40 Attendance: 320
Weather: Fine Game: 14

Game Summary 15



CUBA – SRI LANKA



Score by Innings R H E

SRI LANKA 000 000 0 0 0 0
CUBA 732 011 X 14 18 0

SRI LANKA 0 (0-4)

| Player | AB | R | H | BI | 2B | 3B | HR | BB | SB | CS | HP | SH | SF | SO | IBB | KL | GDP | PO | A | E |
|-----------------|----|---|---|----|----|----|----|----|----|----|----|----|----|----|-----|----|-----|----|---|---|
| WITHANAGE lf | 3 | 0 | 0 | 0 | 0 | 0 | 0 | 0 | 0 | 0 | 0 | 0 | 0 | 2 | 0 | 1 | 0 | 2 | 0 | 0 |
| LASANTHA ss | 3 | 0 | 0 | 0 | 0 | 0 | 0 | 0 | 0 | 0 | 0 | 0 | 0 | 3 | 0 | 1 | 0 | 4 | 2 | 0 |
| NIROSHAN 1b | 3 | 0 | 0 | 0 | 0 | 0 | 0 | 0 | 0 | 0 | 0 | 0 | 0 | 2 | 0 | 0 | 0 | 3 | 0 | 0 |
| BHANUKA c | 2 | 0 | 0 | 0 | 0 | 0 | 0 | 0 | 0 | 0 | 0 | 0 | 0 | 1 | 0 | 1 | 0 | 0 | 0 | 0 |
| ASANKA 3b | 2 | 0 | 0 | 0 | 0 | 0 | 0 | 0 | 0 | 0 | 0 | 0 | 0 | 1 | 0 | 0 | 0 | 1 | 0 | 0 |
| NERANJAN p | 1 | 0 | 0 | 0 | 0 | 0 | 0 | 0 | 0 | 0 | 0 | 0 | 0 | 1 | 0 | 0 | 0 | 1 | 0 | 0 |
| PRASAD p | 1 | 0 | 0 | 0 | 0 | 0 | 0 | 0 | 0 | 0 | 0 | 0 | 0 | 1 | 0 | 1 | 0 | 0 | 0 | 0 |
| RAJITHA p | 0 | 0 | 0 | 0 | 0 | 0 | 0 | 0 | 0 | 0 | 0 | 0 | 0 | 0 | 0 | 0 | 0 | 0 | 0 | 0 |
| JEEWAKA rf | 2 | 0 | 0 | 0 | 0 | 0 | 0 | 0 | 0 | 0 | 0 | 0 | 0 | 2 | 0 | 1 | 0 | 4 | 0 | 0 |
| HITHTHATIYA 2b | 1 | 0 | 0 | 0 | 0 | 0 | 0 | 0 | 0 | 0 | 0 | 0 | 0 | 1 | 0 | 1 | 0 | 1 | 0 | 0 |
| SAMARASINGHE ph | 1 | 0 | 0 | 0 | 0 | 0 | 0 | 0 | 0 | 0 | 0 | 0 | 0 | 1 | 0 | 0 | 0 | 0 | 0 | 0 |
| DON 2b | 0 | 0 | 0 | 0 | 0 | 0 | 0 | 0 | 0 | 0 | 0 | 0 | 0 | 0 | 0 | 0 | 0 | 1 | 0 | 0 |
| SAHAN cf | 2 | 0 | 0 | 0 | 0 | 0 | 0 | 0 | 0 | 0 | 0 | 0 | 0 | 1 | 0 | 0 | 0 | 1 | 0 | 0 |
| Totals | 21 | 0 | 0 | 0 | 0 | 0 | 0 | 0 | 0 | 0 | 0 | 0 | 0 | 16 | 0 | 6 | 0 | 18 | 2 | 0 |

CUBA 14 (4-0)

| Player | AB | R | H | BI | 2B | 3B | HR | BB | SB | CS | HP | SH | SF | SO | IBB | KL | GDP | PO | A | E |
|----------------|----|----|----|----|----|----|----|----|----|----|----|----|----|----|-----|----|-----|----|---|---|
| MARTIN cf | 3 | 3 | 3 | 1 | 0 | 0 | 0 | 2 | 1 | 0 | 0 | 0 | 0 | 0 | 0 | 0 | 0 | 0 | 0 | 0 |
| CERCE 2b | 4 | 2 | 2 | 1 | 1 | 0 | 0 | 0 | 0 | 0 | 1 | 0 | 0 | 0 | 0 | 0 | 0 | 0 | 0 | 0 |
| OLIVERA dh | 4 | 1 | 1 | 1 | 0 | 0 | 0 | 1 | 0 | 0 | 0 | 0 | 0 | 0 | 0 | 0 | 0 | 0 | 0 | 0 |
| DESPAIGNE A lf | 5 | 2 | 3 | 3 | 1 | 0 | 0 | 0 | 0 | 0 | 0 | 0 | 0 | 0 | 0 | 0 | 0 | 1 | 0 | 0 |
| CESPEDES rf | 4 | 3 | 2 | 0 | 0 | 0 | 0 | 0 | 0 | 0 | 1 | 0 | 0 | 0 | 0 | 0 | 0 | 0 | 0 | 0 |
| ABREU 1b | 2 | 1 | 2 | 2 | 0 | 0 | 0 | 0 | 0 | 0 | 0 | 0 | 0 | 0 | 0 | 0 | 0 | 0 | 0 | 0 |
| URRUTIA 1b | 2 | 0 | 2 | 1 | 0 | 0 | 0 | 0 | 0 | 0 | 0 | 0 | 0 | 0 | 0 | 0 | 0 | 3 | 0 | 0 |
| DIAZ 3b/ss | 3 | 0 | 0 | 2 | 0 | 0 | 0 | 0 | 0 | 0 | 0 | 0 | 1 | 0 | 0 | 0 | 0 | 0 | 1 | 0 |
| MOREJON c | 2 | 1 | 1 | 2 | 0 | 1 | 0 | 0 | 0 | 0 | 0 | 0 | 0 | 0 | 0 | 0 | 0 | 5 | 0 | 0 |
| ALBERRO c | 2 | 0 | 0 | 0 | 0 | 0 | 0 | 0 | 0 | 0 | 0 | 0 | 0 | 0 | 0 | 0 | 0 | 11 | 0 | 0 |
| BORROTO ss | 2 | 1 | 1 | 1 | 1 | 0 | 0 | 0 | 0 | 0 | 0 | 0 | 0 | 0 | 0 | 0 | 0 | 0 | 0 | 0 |
| LUNAR 3b | 2 | 0 | 1 | 0 | 1 | 0 | 0 | 0 | 0 | 0 | 0 | 0 | 0 | 0 | 0 | 0 | 0 | 1 | 1 | 0 |
| HINOJOSA p | 0 | 0 | 0 | 0 | 0 | 0 | 0 | 0 | 0 | 0 | 0 | 0 | 0 | 0 | 0 | 0 | 0 | 0 | 1 | 0 |
| Totals | 35 | 14 | 18 | 14 | 4 | 1 | 0 | 3 | 1 | 0 | 2 | 0 | 1 | 0 | 0 | 0 | 0 | 21 | 3 | 0 |

| SRI LANKA | W/S/L | IP | H | R | ER | BB | SO | WP | HB | BK | IBB | SH | SF | CI | 2B | 3B | HR | AB | BF | FO | GO | NP |
|-----------|-------|-----|----|----|----|----|----|----|----|----|-----|----|----|----|----|----|----|----|----|----|----|----|
| NERANJAN | L,0-2 | 3.1 | 14 | 12 | 12 | 3 | 0 | 0 | 1 | 0 | 0 | 0 | 1 | 0 | 4 | 1 | 0 | 23 | 28 | 8 | 2 | 81 |
| PRASAD | | 1.2 | 2 | 1 | 1 | 0 | 0 | 0 | 0 | 0 | 0 | 0 | 0 | 0 | 0 | 0 | 0 | 7 | 7 | 4 | 1 | 11 |
| RAJITHA | | 1.0 | 2 | 1 | 1 | 0 | 0 | 0 | 1 | 0 | 0 | 0 | 0 | 0 | 0 | 0 | 0 | 5 | 6 | 2 | 1 | 20 |

| CUBA | W/S/L | IP | H | R | ER | BB | SO | WP | HB | BK | IBB | SH | SF | CI | 2B | 3B | HR | AB | BF | FO | GO | NP |
|----------|-------|-----|---|---|----|----|----|----|----|----|-----|----|----|----|----|----|----|----|----|----|----|----|
| HINOJOSA | W,1-0 | 7.0 | 0 | 0 | 0 | 0 | 16 | 0 | 0 | 0 | 0 | 0 | 0 | 0 | 0 | 0 | 0 | 21 | 21 | 2 | 3 | 92 |

Umpires – HP: Motoo(JPN) 1B: Muramatsu(JPN) 2B: Sujeewa(SRI) 3B: Huang
M-L(TPE) Start: 12:02 Time: 1:40 Attendance: 500 Weather: Fine
Game notes: TC:Yoshikawa(JPN) SCORER:T.Sumii(JPN) Y.Shimamura(JPN) Game: 15

Game Summary 16



JAPAN – CHINESE TAIPEI



Score by Innings R H E

CHINESE TAIPEI 000 000 0 0 5 3
JAPAN 220 432 X 13 11 0

CHINESE TAIPEI 0 (1-3)

| Player | AB | R | H | BI | 2B | 3B | HR | BB | SB | CS | HP | SH | SF | SO | IBB | KL | GDP | PO | A | E |
|------------|----|---|---|----|----|----|----|----|----|----|----|----|----|----|-----|----|-----|----|---|---|
| LIN W 2b | 3 | 0 | 2 | 0 | 1 | 0 | 0 | 0 | 0 | 0 | 0 | 0 | 0 | 0 | 0 | 0 | 0 | 3 | 2 | 0 |
| YANG H ss | 3 | 0 | 0 | 0 | 0 | 0 | 0 | 0 | 0 | 0 | 0 | 0 | 0 | 2 | 0 | 1 | 0 | 0 | 0 | 0 |
| HUNG rf | 3 | 0 | 0 | 0 | 0 | 0 | 0 | 0 | 0 | 0 | 0 | 0 | 0 | 2 | 0 | 0 | 0 | 0 | 0 | 0 |
| HUANG C 1b | 3 | 0 | 1 | 0 | 0 | 0 | 0 | 0 | 0 | 0 | 0 | 0 | 0 | 1 | 0 | 0 | 0 | 4 | 1 | 1 |
| TENG dh | 2 | 0 | 0 | 0 | 0 | 0 | 0 | 1 | 0 | 0 | 0 | 0 | 0 | 1 | 0 | 0 | 1 | 0 | 0 | 0 |
| LAN cf | 3 | 0 | 0 | 0 | 0 | 0 | 0 | 0 | 0 | 0 | 0 | 0 | 0 | 1 | 0 | 1 | 0 | 1 | 0 | 0 |
| WANG c | 2 | 0 | 0 | 0 | 0 | 0 | 0 | 1 | 0 | 0 | 0 | 0 | 0 | 1 | 0 | 1 | 0 | 6 | 0 | 1 |
| HUANG Y lf | 3 | 0 | 1 | 0 | 0 | 0 | 0 | 0 | 0 | 0 | 0 | 0 | 0 | 2 | 0 | 0 | 0 | 2 | 1 | 0 |
| CHEN W 3b | 2 | 0 | 1 | 0 | 0 | 0 | 0 | 0 | 0 | 0 | 0 | 0 | 0 | 0 | 0 | 0 | 0 | 1 | 1 | 1 |
| LIAO W p | 0 | 0 | 0 | 0 | 0 | 0 | 0 | 0 | 0 | 0 | 0 | 0 | 0 | 0 | 0 | 0 | 0 | 0 | 3 | 0 |
| LAI p | 0 | 0 | 0 | 0 | 0 | 0 | 0 | 0 | 0 | 0 | 0 | 0 | 0 | 0 | 0 | 0 | 0 | 1 | 1 | 0 |
| LIN Y p | 0 | 0 | 0 | 0 | 0 | 0 | 0 | 0 | 0 | 0 | 0 | 0 | 0 | 0 | 0 | 0 | 0 | 0 | 0 | 0 |
| CHEN K p | 0 | 0 | 0 | 0 | 0 | 0 | 0 | 0 | 0 | 0 | 0 | 0 | 0 | 0 | 0 | 0 | 0 | 0 | 0 | 0 |
| Totals | 24 | 0 | 5 | 0 | 1 | 0 | 0 | 2 | 0 | 0 | 0 | 0 | 0 | 10 | 0 | 3 | 1 | 18 | 9 | 3 |

JAPAN 13 (3-1)


| Player | AB | R | H | BI | 2B | 3B | HR | BB | SB | CS | HP | SH | SF | SO | IBB | KL | GDP | PO | A | E |
|---------------|----|----|----|----|----|----|----|----|----|----|----|----|----|----|-----|----|-----|----|----|---|
| ISHIMINE cf | 5 | 3 | 5 | 3 | 1 | 0 | 0 | 0 | 1 | 0 | 0 | 0 | 0 | 0 | 0 | 0 | 0 | 0 | 0 | 0 |
| WATANABE 2b | 1 | 2 | 0 | 0 | 0 | 0 | 0 | 2 | 0 | 0 | 1 | 1 | 0 | 0 | 0 | 0 | 0 | 2 | 2 | 0 |
| SUZUKI 3b | 0 | 1 | 0 | 1 | 0 | 0 | 0 | 1 | 0 | 0 | 1 | 1 | 1 | 0 | 0 | 0 | 0 | 0 | 1 | 0 |
| OKAZAKI ph/3b | 0 | 0 | 0 | 0 | 0 | 0 | 0 | 1 | 0 | 0 | 0 | 0 | 0 | 0 | 0 | 0 | 0 | 0 | 0 | 0 |
| ITO rf | 4 | 1 | 1 | 3 | 0 | 0 | 0 | 1 | 0 | 0 | 0 | 0 | 0 | 0 | 0 | 0 | 0 | 0 | 0 | 0 |
| MATSUMOTO dh | 3 | 0 | 2 | 3 | 0 | 1 | 0 | 0 | 0 | 0 | 0 | 0 | 0 | 0 | 0 | 0 | 0 | 0 | 0 | 0 |
| INOUE ph/dh | 1 | 0 | 0 | 0 | 0 | 0 | 0 | 0 | 0 | 0 | 0 | 0 | 0 | 0 | 0 | 0 | 0 | 0 | 0 | 0 |
| HASEGAWA lf | 4 | 1 | 0 | 0 | 0 | 0 | 0 | 0 | 1 | 0 | 0 | 0 | 0 | 0 | 0 | 0 | 0 | 1 | 1 | 0 |
| ARAKI 1b | 3 | 1 | 1 | 0 | 1 | 0 | 0 | 0 | 0 | 0 | 0 | 0 | 0 | 1 | 0 | 0 | 0 | 5 | 2 | 0 |
| WAKAMATSU ph | 1 | 0 | 0 | 0 | 0 | 0 | 0 | 0 | 0 | 0 | 0 | 0 | 0 | 1 | 0 | 0 | 0 | 0 | 0 | 0 |
| TAKI 1b | 0 | 0 | 0 | 0 | 0 | 0 | 0 | 0 | 0 | 0 | 0 | 0 | 0 | 0 | 0 | 0 | 0 | 0 | 0 | 0 |
| FUSHIMI c | 2 | 3 | 1 | 0 | 0 | 0 | 0 | 2 | 0 | 0 | 0 | 0 | 0 | 1 | 0 | 0 | 0 | 11 | 0 | 0 |
| ABE ss | 3 | 1 | 1 | 0 | 0 | 1 | 0 | 0 | 0 | 0 | 0 | 1 | 0 | 2 | 0 | 0 | 0 | 1 | 4 | 0 |
| SUGANO p | 0 | 0 | 0 | 0 | 0 | 0 | 0 | 0 | 0 | 0 | 0 | 0 | 0 | 0 | 0 | 0 | 0 | 1 | 0 | 0 |
| NOMURA p | 0 | 0 | 0 | 0 | 0 | 0 | 0 | 0 | 0 | 0 | 0 | 0 | 0 | 0 | 0 | 0 | 0 | 0 | 0 | 0 |
| OHISHI p | 0 | 0 | 0 | 0 | 0 | 0 | 0 | 0 | 0 | 0 | 0 | 0 | 0 | 0 | 0 | 0 | 0 | 0 | 0 | 0 |
| Totals | 27 | 13 | 11 | 10 | 2 | 2 | 0 | 7 | 2 | 0 | 2 | 3 | 1 | 5 | 0 | 0 | 0 | 21 | 10 | 0 |

| CHINESE TAIPEI | W/S/L | IP | H | R | ER | BB | SO | WP | HB | BK | IBB | SH | SF | CI | 2B | 3B | HR | AB | BF | FO | GO | NP |
|----------------|-------|-----|---|---|----|----|----|----|----|----|-----|----|----|----|----|----|----|----|----|----|----|----|
| LIAO W | L,0-2 | 1.2 | 5 | 4 | 2 | 1 | 0 | 0 | 2 | 0 | 0 | 3 | 0 | 0 | 2 | 0 | 0 | 6 | 12 | 1 | 3 | 42 |
| LAI | | 2.1 | 3 | 4 | 4 | 2 | 2 | 0 | 0 | 0 | 0 | 0 | 1 | 0 | 0 | 2 | 0 | 10 | 13 | 2 | 3 | 37 |
| LIN Y | | 0.1 | 1 | 3 | 2 | 2 | 1 | 0 | 0 | 0 | 0 | 0 | 0 | 0 | 0 | 0 | 0 | 2 | 4 | 0 | 0 | 18 |
| CHEN K | | 1.2 | 2 | 2 | 0 | 2 | 2 | 1 | 0 | 0 | 0 | 0 | 0 | 0 | 0 | 0 | 0 | 9 | 11 | 1 | 2 | 39 |

| JAPAN | W/S/L | IP | H | R | ER | BB | SO | WP | HB | BK | IBB | SH | SF | CI | 2B | 3B | HR | AB | BF | FO | GO | NP |
|--------|-------|-----|---|---|----|----|----|----|----|----|-----|----|----|----|----|----|----|----|----|----|----|----|
| SUGANO | W,1-0 | 5.0 | 4 | 0 | 0 | 1 | 4 | 0 | 0 | 0 | 0 | 0 | 0 | 0 | 0 | 0 | 0 | 17 | 18 | 1 | 8 | 58 |
| NOMURA | | 1.0 | 1 | 0 | 0 | 0 | 3 | 0 | 0 | 0 | 0 | 0 | 0 | 0 | 1 | 0 | 0 | 4 | 4 | 0 | 0 | 14 |
| OHISHI | | 1.0 | 0 | 0 | 0 | 1 | 3 | 0 | 0 | 0 | 0 | 0 | 0 | 0 | 0 | 0 | 0 | 3 | 4 | 0 | 0 | 15 |

Umpires – HP: G.Street(USA) 1B: Li Weigeng(CHN) 2B: Yoon M-H(KOR) 3B:
Yamaguchi(JPN) Start: 18:05 Time: 2:20 Attendance: 5000 Weather: Fine
Game notes: TC:Yamanaka(JPN) SCORER:S.Seki(JPN) T.Kudoh(JPN) Game: 16

Game Summary 17



CHINA - CANADA



Score by Innings R H E

| | | | | | | |
|--------|-----|-----|---|----|----|---|
| CANADA | 122 | 206 | 4 | 17 | 11 | 1 |
| CHINA | 002 | 001 | 0 | 3 | 4 | 1 |

CANADA 17 (3-2)

| Player | AB | R | H | BI | 2B | 3B | HR | BB | SB | CS | HP | SH | SF | SO | IBB | KL | GDP | PO | A | E |
|---------------|----|----|----|----|----|----|----|----|----|----|----|----|----|----|-----|----|-----|----|----|---|
| MARSHALL 2b | 3 | 2 | 2 | 1 | 0 | 0 | 1 | 2 | 0 | 0 | 0 | 0 | 0 | 0 | 0 | 0 | 0 | 3 | 4 | 0 |
| CARRUTHERS cf | 5 | 1 | 1 | 2 | 1 | 0 | 0 | 0 | 0 | 1 | 0 | 0 | 0 | 1 | 0 | 0 | 0 | 0 | 1 | 0 |
| ELLIS 3b | 2 | 3 | 2 | 0 | 1 | 0 | 0 | 3 | 0 | 0 | 0 | 0 | 0 | 0 | 0 | 0 | 0 | 1 | 1 | 0 |
| FLEMMING rf | 4 | 2 | 1 | 2 | 0 | 0 | 1 | 1 | 0 | 0 | 0 | 0 | 0 | 1 | 0 | 0 | 0 | 1 | 0 | 0 |
| WELCH c | 5 | 1 | 1 | 1 | 1 | 0 | 0 | 0 | 0 | 0 | 0 | 0 | 0 | 1 | 0 | 0 | 0 | 5 | 0 | 0 |
| LENDVOY dh | 4 | 2 | 1 | 4 | 0 | 0 | 1 | 1 | 0 | 0 | 0 | 0 | 0 | 0 | 0 | 0 | 0 | 0 | 0 | 0 |
| DUNSMORE lf | 2 | 2 | 0 | 1 | 0 | 0 | 0 | 2 | 1 | 0 | 1 | 0 | 0 | 0 | 0 | 0 | 0 | 2 | 0 | 0 |
| REGAN 1b | 4 | 2 | 3 | 4 | 2 | 0 | 1 | 0 | 0 | 0 | 0 | 0 | 0 | 0 | 0 | 0 | 0 | 8 | 0 | 0 |
| BELL ss | 2 | 2 | 0 | 0 | 0 | 0 | 0 | 1 | 1 | 0 | 1 | 0 | 0 | 0 | 0 | 0 | 0 | 1 | 4 | 1 |
| BROWN p | 0 | 0 | 0 | 0 | 0 | 0 | 0 | 0 | 0 | 0 | 0 | 0 | 0 | 0 | 0 | 0 | 0 | 0 | 2 | 0 |
| KOTCHIE p | 0 | 0 | 0 | 0 | 0 | 0 | 0 | 0 | 0 | 0 | 0 | 0 | 0 | 0 | 0 | 0 | 0 | 0 | 0 | 0 |
| Totals | 31 | 17 | 11 | 15 | 5 | 0 | 4 | 10 | 2 | 1 | 2 | 0 | 0 | 3 | 0 | 0 | 0 | 21 | 12 | 1 |

CHINA 3 (0-5)

| Player | AB | R | H | BI | 2B | 3B | HR | BB | SB | CS | HP | SH | SF | SO | IBB | KL | GDP | PO | A | E |
|-------------|----|---|---|----|----|----|----|----|----|----|----|----|----|----|-----|----|-----|----|---|---|
| LI 2b | 3 | 1 | 0 | 1 | 0 | 0 | 0 | 0 | 1 | 0 | 0 | 0 | 0 | 0 | 0 | 0 | 0 | 1 | 2 | 0 |
| JIANG lf | 1 | 0 | 1 | 1 | 1 | 0 | 0 | 1 | 0 | 0 | 0 | 0 | 0 | 0 | 0 | 0 | 0 | 0 | 0 | 0 |
| DONG S lf | 0 | 0 | 0 | 0 | 0 | 0 | 0 | 0 | 0 | 0 | 0 | 1 | 0 | 0 | 0 | 0 | 0 | 1 | 0 | 0 |
| ZHANG Q 3b | 3 | 0 | 1 | 1 | 0 | 0 | 0 | 0 | 0 | 0 | 0 | 0 | 0 | 1 | 0 | 0 | 1 | 1 | 1 | 0 |
| DONG C 1b | 3 | 0 | 0 | 0 | 0 | 0 | 0 | 0 | 0 | 0 | 0 | 0 | 0 | 1 | 0 | 0 | 0 | 7 | 0 | 0 |
| XIA Z rf | 3 | 0 | 0 | 0 | 0 | 0 | 0 | 0 | 0 | 0 | 0 | 0 | 0 | 2 | 0 | 0 | 0 | 2 | 0 | 0 |
| ZHANG X ss | 3 | 0 | 1 | 0 | 0 | 0 | 0 | 0 | 0 | 0 | 0 | 0 | 0 | 0 | 0 | 0 | 0 | 4 | 5 | 0 |
| LU c | 2 | 1 | 1 | 0 | 0 | 0 | 0 | 1 | 0 | 0 | 0 | 0 | 0 | 0 | 0 | 0 | 0 | 3 | 1 | 0 |
| ZHANG Ji dh | 1 | 1 | 0 | 0 | 0 | 0 | 0 | 0 | 0 | 0 | 0 | 1 | 0 | 0 | 0 | 0 | 0 | 0 | 0 | 0 |
| CHENG ph | 1 | 0 | 0 | 0 | 0 | 0 | 0 | 0 | 0 | 0 | 0 | 0 | 0 | 0 | 0 | 0 | 1 | 0 | 0 | 0 |
| CHEN cf | 1 | 0 | 0 | 0 | 0 | 0 | 0 | 0 | 0 | 0 | 0 | 1 | 0 | 1 | 0 | 0 | 0 | 2 | 0 | 0 |
| XIA K p | 0 | 0 | 0 | 0 | 0 | 0 | 0 | 0 | 0 | 0 | 0 | 0 | 0 | 0 | 0 | 0 | 0 | 0 | 0 | 0 |
| YAO p | 0 | 0 | 0 | 0 | 0 | 0 | 0 | 0 | 0 | 0 | 0 | 0 | 0 | 0 | 0 | 0 | 0 | 0 | 0 | 1 |
| HU p | 0 | 0 | 0 | 0 | 0 | 0 | 0 | 0 | 0 | 0 | 0 | 0 | 0 | 0 | 0 | 0 | 0 | 0 | 0 | 0 |
| Totals | 21 | 3 | 4 | 3 | 1 | 0 | 0 | 2 | 1 | 0 | 0 | 3 | 0 | 5 | 0 | 0 | 2 | 21 | 9 | 1 |

| CANADA | W/S/L | IP | H | R | ER | BB | SO | WP | HB | BK | IBB | SH | SF | CI | 2B | 3B | HR | AB | BF | FO | GO | NP |
|---------|-------|-----|---|---|----|----|----|----|----|----|-----|----|----|----|----|----|----|----|----|----|----|----|
| BROWN | W,1-1 | 6.0 | 3 | 3 | 2 | 1 | 4 | 0 | 0 | 0 | 0 | 3 | 0 | 0 | 1 | 0 | 0 | 18 | 22 | 5 | 7 | 79 |
| KOTCHIE | | 1.0 | 1 | 0 | 0 | 1 | 1 | 0 | 0 | 0 | 0 | 0 | 0 | 0 | 0 | 0 | 0 | 3 | 4 | 0 | 1 | 20 |

| CHINA | W/S/L | IP | H | R | ER | BB | SO | WP | HB | BK | IBB | SH | SF | CI | 2B | 3B | HR | AB | BF | FO | GO | NP |
|-------|-------|-----|---|---|----|----|----|----|----|----|-----|----|----|----|----|----|----|----|----|----|----|-----|
| XIA K | L,0-2 | 5.0 | 7 | 7 | 7 | 4 | 1 | 0 | 1 | 1 | 0 | 0 | 0 | 0 | 3 | 0 | 3 | 21 | 26 | 6 | 7 | 102 |
| YAO | | 0.2 | 0 | 6 | 6 | 5 | 1 | 0 | 1 | 0 | 0 | 0 | 0 | 0 | 0 | 0 | 0 | 2 | 8 | 0 | 1 | 33 |
| HU | | 1.1 | 4 | 4 | 4 | 1 | 1 | 0 | 0 | 1 | 0 | 0 | 0 | 0 | 2 | 0 | 1 | 8 | 9 | 3 | 0 | 33 |

Umpires - HP: Suzuki(JPN) 1B: Kikuchi(JPN) 2B: Numa(JPN) 3B: Ishizaki(JPN)

Start: 13:59 Time: 2:26 Attendance: 110 Weather: Fine Game notes:

TC:Nakamoto(JPN) SCORER:Numata(JPN) Otsuka(JPN) Game: 17

Game Summary 18



CUBA - KOREA



Score by Innings R H E

| | | | | | | |
|-------|-----|-----|----|----|----|---|
| KOREA | 000 | 000 | 10 | 1 | 6 | 2 |
| CUBA | 020 | 142 | 02 | 11 | 14 | 1 |

KOREA 1 (2-3)

| Player | AB | R | H | BI | 2B | 3B | HR | BB | SB | CS | HP | SH | SF | SO | IBB | KL | GDP | PO | A | E |
|-----------|----|---|---|----|----|----|----|----|----|----|----|----|----|----|-----|----|-----|----|---|---|
| KO J cf | 4 | 0 | 1 | 0 | 0 | 0 | 0 | 0 | 2 | 0 | 0 | 0 | 0 | 2 | 0 | 0 | 0 | 2 | 0 | 0 |
| LEE T rf | 4 | 0 | 1 | 0 | 0 | 0 | 0 | 0 | 1 | 0 | 0 | 0 | 0 | 1 | 0 | 1 | 0 | 3 | 0 | 0 |
| SEO dh | 3 | 0 | 0 | 0 | 0 | 0 | 0 | 1 | 0 | 0 | 0 | 0 | 0 | 0 | 0 | 0 | 0 | 0 | 0 | 0 |
| LEE J pr | 0 | 0 | 0 | 0 | 0 | 0 | 0 | 0 | 0 | 0 | 0 | 0 | 0 | 0 | 0 | 0 | 0 | 0 | 0 | 0 |
| KIM 1b | 4 | 0 | 1 | 0 | 0 | 0 | 0 | 0 | 0 | 0 | 0 | 0 | 0 | 1 | 0 | 0 | 0 | 6 | 1 | 0 |
| SHIN B ss | 3 | 1 | 1 | 0 | 0 | 0 | 0 | 0 | 0 | 0 | 0 | 0 | 0 | 1 | 0 | 1 | 0 | 1 | 4 | 0 |
| PARK J lf | 3 | 0 | 0 | 0 | 0 | 0 | 0 | 0 | 0 | 0 | 0 | 0 | 0 | 0 | 0 | 0 | 0 | 3 | 0 | 0 |
| YOON Y c | 3 | 0 | 2 | 1 | 0 | 1 | 0 | 0 | 0 | 0 | 0 | 0 | 0 | 0 | 0 | 0 | 0 | 2 | 0 | 0 |
| KU 3b | 3 | 0 | 0 | 0 | 0 | 0 | 0 | 0 | 0 | 0 | 0 | 0 | 0 | 1 | 0 | 1 | 0 | 1 | 1 | 1 |
| JUNG Y 2b | 3 | 0 | 0 | 0 | 0 | 0 | 0 | 0 | 0 | 0 | 0 | 0 | 0 | 1 | 0 | 0 | 0 | 3 | 0 | 1 |
| NO S p | 0 | 0 | 0 | 0 | 0 | 0 | 0 | 0 | 0 | 0 | 0 | 0 | 0 | 0 | 0 | 0 | 0 | 0 | 2 | 0 |
| SHIN J p | 0 | 0 | 0 | 0 | 0 | 0 | 0 | 0 | 0 | 0 | 0 | 0 | 0 | 0 | 0 | 0 | 0 | 0 | 0 | 0 |
| YOON M p | 0 | 0 | 0 | 0 | 0 | 0 | 0 | 0 | 0 | 0 | 0 | 0 | 0 | 0 | 0 | 0 | 0 | 0 | 1 | 0 |
| Totals | 30 | 1 | 6 | 1 | 0 | 1 | 0 | 1 | 3 | 0 | 0 | 0 | 0 | 7 | 0 | 3 | 0 | 21 | 9 | 2 |

CUBA 11 (5-0)

| Player | AB | R | H | BI | 2B | 3B | HR | BB | SB | CS | HP | SH | SF | SO | IBB | KL | GDP | PO | A | E |
|----------------|----|----|----|----|----|----|----|----|----|----|----|----|----|----|-----|----|-----|----|---|---|
| MARTIN cf | 4 | 2 | 2 | 0 | 1 | 0 | 0 | 1 | 1 | 1 | 0 | 0 | 0 | 0 | 0 | 0 | 0 | 3 | 0 | 0 |
| CERCE 2b | 4 | 1 | 2 | 0 | 0 | 0 | 0 | 1 | 0 | 0 | 0 | 0 | 0 | 1 | 0 | 1 | 0 | 3 | 1 | 0 |
| OLIVERA dh | 5 | 1 | 0 | 1 | 0 | 0 | 0 | 0 | 0 | 0 | 0 | 0 | 0 | 0 | 0 | 0 | 0 | 0 | 0 | 0 |
| DESPAIGNE A lf | 5 | 2 | 4 | 3 | 1 | 0 | 1 | 0 | 0 | 0 | 0 | 0 | 0 | 0 | 0 | 0 | 0 | 1 | 0 | 0 |
| CESPEDES rf | 3 | 1 | 0 | 0 | 0 | 0 | 0 | 1 | 0 | 0 | 0 | 0 | 0 | 0 | 0 | 0 | 0 | 2 | 0 | 0 |
| ABREU 1b | 4 | 3 | 3 | 5 | 0 | 1 | 2 | 0 | 0 | 0 | 0 | 0 | 0 | 1 | 0 | 0 | 0 | 5 | 0 | 0 |
| DIAZ 3b | 3 | 1 | 0 | 1 | 0 | 0 | 0 | 0 | 0 | 0 | 0 | 0 | 1 | 0 | 0 | 0 | 0 | 1 | 3 | 0 |
| MOREJON c | 3 | 0 | 2 | 0 | 0 | 0 | 0 | 0 | 0 | 0 | 1 | 0 | 0 | 0 | 0 | 0 | 0 | 7 | 1 | 0 |
| BORROTO ss | 4 | 0 | 1 | 0 | 1 | 0 | 0 | 0 | 0 | 0 | 0 | 0 | 0 | 0 | 0 | 0 | 0 | 2 | 3 | 1 |
| PEDROSO p | 0 | 0 | 0 | 0 | 0 | 0 | 0 | 0 | 0 | 0 | 0 | 0 | 0 | 0 | 0 | 0 | 0 | 0 | 1 | 0 |
| JIMENEZ p | 0 | 0 | 0 | 0 | 0 | 0 | 0 | 0 | 0 | 0 | 0 | 0 | 0 | 0 | 0 | 0 | 0 | 0 | 0 | 0 |
| Totals | 35 | 11 | 14 | 10 | 3 | 1 | 3 | 3 | 1 | 1 | 1 | 0 | 1 | 2 | 0 | 1 | 0 | 24 | 9 | 1 |

| KOREA | W/S/L | IP | H | R | ER | BB | SO | WP | HB | BK | IBB | SH | SF | CI | 2B | 3B | HR | AB | BF | FO | GO | NP |
|--------|-------|-----|---|---|----|----|----|----|----|----|-----|----|----|----|----|----|----|----|----|----|----|----|
| NO S | L,0-2 | 4.1 | 9 | 7 | 6 | 2 | 0 | 1 | 0 | 0 | 0 | 0 | 1 | 0 | 2 | 1 | 2 | 21 | 24 | 6 | 6 | 90 |
| SHIN J | | 1.2 | 1 | 2 | 2 | 1 | 1 | 0 | 1 | 0 | 0 | 0 | 0 | 0 | 0 | 0 | 1 | 6 | 8 | 4 | 0 | 24 |
| YOON M | | 1.0 | 4 | 2 | 1 | 0 | 1 | 0 | 0 | 0 | 0 | 0 | 0 | 0 | 1 | 0 | 0 | 8 | 8 | 1 | 1 | 25 |

| CUBA | W/S/L | IP | H | R | ER | BB | SO | WP | HB | BK | IBB | SH | SF | CI | 2B | 3B | HR | AB | BF | FO | GO | NP |
|---------|-------|-----|---|---|----|----|----|----|----|----|-----|----|----|----|----|----|----|----|----|----|----|-----|
| PEDROSO | W,2-0 | 7.2 | 6 | 1 | 1 | 1 | 7 | 0 | 0 | 0 | 0 | 0 | 0 | 0 | 0 | 1 | 0 | 29 | 30 | 6 | 9 | 103 |
| JIMENEZ | | 0.1 | 0 | 0 | 0 | 0 | 0 | 0 | 0 | 0 | 0 | 0 | 0 | 0 | 0 | 0 | 0 | 1 | 1 | 1 | 0 | 2 |

Umpires - HP: G.Street(USA) 1B: Hayashi(JPN) 2B: Huang M-L(TPE) 3B:

Motoo(JPN) Start: 12:03 Time: 2:49 Attendance: 1500 Weather: Fine

Game notes: TC:Nakamoto(JPN) SCORER:Seki(JPN) Otsuka(JPN) YOON M faced 4 batters in the 8th.

Game: 18

Game Summary 19



UNITED STATES OF AMERICA – JAPAN



Score by Innings R H E

JAPAN 110 000 000 2 3 1
AMERICA 400 000 00X 4 4 2

JAPAN 2 (3-2)

| Player | AB | R | H | BI | 2B | 3B | HR | BB | SB | CS | HP | SH | SF | SO | IBB | KL | GDP | PO | A | E |
|--------------|----|---|---|----|----|----|----|----|----|----|----|----|----|----|-----|----|-----|----|----|---|
| ISHIMINE cf | 3 | 1 | 0 | 0 | 0 | 0 | 0 | 1 | 1 | 0 | 0 | 0 | 0 | 0 | 0 | 0 | 0 | 3 | 0 | 0 |
| WATANABE 2b | 1 | 0 | 0 | 0 | 0 | 0 | 0 | 2 | 1 | 0 | 0 | 1 | 0 | 0 | 0 | 0 | 0 | 1 | 2 | 0 |
| SUZUKI 3b | 4 | 0 | 0 | 0 | 0 | 0 | 0 | 0 | 0 | 0 | 0 | 0 | 0 | 1 | 0 | 0 | 0 | 1 | 4 | 0 |
| ITO rf | 4 | 0 | 0 | 0 | 0 | 0 | 0 | 0 | 0 | 0 | 0 | 0 | 0 | 2 | 0 | 0 | 0 | 0 | 0 | 0 |
| MATSUMOTO dh | 4 | 1 | 1 | 0 | 1 | 0 | 0 | 0 | 0 | 0 | 0 | 0 | 0 | 1 | 0 | 0 | 0 | 0 | 0 | 0 |
| HASEGAWA lf | 4 | 0 | 1 | 0 | 0 | 0 | 0 | 0 | 0 | 0 | 0 | 0 | 0 | 1 | 0 | 1 | 0 | 0 | 0 | 0 |
| ARAKI 1b | 2 | 0 | 0 | 1 | 0 | 0 | 0 | 0 | 0 | 0 | 0 | 0 | 0 | 1 | 0 | 1 | 0 | 9 | 0 | 0 |
| TAKI ph/1b | 1 | 0 | 0 | 0 | 0 | 0 | 0 | 0 | 0 | 0 | 0 | 0 | 0 | 0 | 0 | 0 | 0 | 1 | 0 | 0 |
| KOIKE c | 3 | 0 | 0 | 0 | 0 | 0 | 0 | 0 | 0 | 0 | 0 | 0 | 0 | 2 | 0 | 1 | 0 | 8 | 0 | 1 |
| ABE ss | 3 | 0 | 1 | 0 | 0 | 0 | 0 | 0 | 0 | 0 | 0 | 0 | 0 | 1 | 0 | 0 | 0 | 1 | 2 | 0 |
| SAITO p | 0 | 0 | 0 | 0 | 0 | 0 | 0 | 0 | 0 | 0 | 0 | 0 | 0 | 0 | 0 | 0 | 0 | 0 | 4 | 0 |
| INUI p | 0 | 0 | 0 | 0 | 0 | 0 | 0 | 0 | 0 | 0 | 0 | 0 | 0 | 0 | 0 | 0 | 0 | 0 | 0 | 0 |
| OHISHI p | 0 | 0 | 0 | 0 | 0 | 0 | 0 | 0 | 0 | 0 | 0 | 0 | 0 | 0 | 0 | 0 | 0 | 0 | 0 | 0 |
| Totals | 29 | 2 | 3 | 1 | 1 | 0 | 0 | 3 | 2 | 0 | 0 | 1 | 0 | 9 | 0 | 3 | 0 | 24 | 12 | 1 |

AMERICA 4 (5-0)

| Player | AB | R | H | BI | 2B | 3B | HR | BB | SB | CS | HP | SH | SF | SO | IBB | KL | GDP | PO | A | E |
|-----------------|----|---|---|----|----|----|----|----|----|----|----|----|----|----|-----|----|-----|----|----|---|
| MAGGI 2b | 4 | 0 | 1 | 0 | 0 | 0 | 0 | 0 | 0 | 0 | 0 | 0 | 0 | 0 | 0 | 0 | 0 | 0 | 7 | 0 |
| FONTANA ss | 1 | 1 | 0 | 0 | 0 | 0 | 0 | 2 | 0 | 0 | 1 | 0 | 0 | 0 | 0 | 0 | 0 | 2 | 1 | 0 |
| BRADLEY cf | 4 | 1 | 1 | 0 | 0 | 0 | 0 | 0 | 0 | 0 | 0 | 0 | 0 | 1 | 0 | 0 | 0 | 0 | 0 | 0 |
| WRIGHT dh | 3 | 1 | 0 | 0 | 0 | 0 | 0 | 0 | 0 | 0 | 1 | 0 | 0 | 2 | 0 | 1 | 0 | 0 | 0 | 0 |
| SPRINGER lf | 4 | 1 | 1 | 4 | 0 | 0 | 1 | 0 | 0 | 0 | 0 | 0 | 0 | 2 | 0 | 0 | 0 | 1 | 0 | 0 |
| RAMIREZ Nick 1b | 4 | 0 | 0 | 0 | 0 | 0 | 0 | 0 | 0 | 0 | 0 | 0 | 0 | 2 | 0 | 0 | 0 | 13 | 0 | 1 |
| ESPOSITO 3b | 3 | 0 | 0 | 0 | 0 | 0 | 0 | 0 | 0 | 0 | 0 | 0 | 0 | 0 | 0 | 0 | 0 | 0 | 2 | 0 |
| O'BRIEN c | 2 | 0 | 0 | 0 | 0 | 0 | 0 | 0 | 0 | 0 | 1 | 0 | 0 | 0 | 0 | 0 | 0 | 10 | 1 | 1 |
| MAHTOOK rf | 3 | 0 | 1 | 0 | 0 | 0 | 0 | 0 | 0 | 0 | 0 | 0 | 0 | 1 | 0 | 0 | 0 | 1 | 0 | 0 |
| GRAY p | 0 | 0 | 0 | 0 | 0 | 0 | 0 | 0 | 0 | 0 | 0 | 0 | 0 | 0 | 0 | 0 | 0 | 0 | 1 | 0 |
| RAMIREZ Noe p | 0 | 0 | 0 | 0 | 0 | 0 | 0 | 0 | 0 | 0 | 0 | 0 | 0 | 0 | 0 | 0 | 0 | 0 | 0 | 0 |
| Totals | 28 | 4 | 4 | 4 | 0 | 0 | 1 | 2 | 0 | 0 | 3 | 0 | 0 | 8 | 0 | 1 | 0 | 27 | 12 | 2 |

| JAPAN | W/S/L | IP | H | R | ER | BB | SO | WP | HB | BK | IBB | SH | SF | CI | 2B | 3B | HR | AB | BF | FO | GO | NP |
|--------|-------|-----|---|---|----|----|----|----|----|----|-----|----|----|----|----|----|----|----|----|----|----|----|
| SAITO | L,1-1 | 6.0 | 4 | 4 | 4 | 2 | 4 | 0 | 3 | 0 | 0 | 0 | 0 | 0 | 0 | 0 | 1 | 22 | 27 | 4 | 9 | 96 |
| INUI | | 1.0 | 0 | 0 | 0 | 0 | 1 | 0 | 0 | 0 | 0 | 0 | 0 | 0 | 0 | 0 | 0 | 3 | 3 | 1 | 1 | 17 |
| OHISHI | | 1.0 | 0 | 0 | 0 | 0 | 3 | 0 | 0 | 0 | 0 | 0 | 0 | 0 | 0 | 0 | 0 | 3 | 3 | 0 | 0 | 20 |

| AMERICA | W/S/L | IP | H | R | ER | BB | SO | WP | HB | BK | IBB | SH | SF | CI | 2B | 3B | HR | AB | BF | FO | GO | NP |
|-------------|-------|-----|---|---|----|----|----|----|----|----|-----|----|----|----|----|----|----|----|----|----|----|-----|
| GRAY | W,2-0 | 7.0 | 3 | 2 | 1 | 2 | 6 | 0 | 0 | 0 | 0 | 1 | 0 | 0 | 1 | 0 | 0 | 23 | 26 | 2 | 13 | 106 |
| RAMIREZ Noe | S,1 | 2.0 | 0 | 0 | 0 | 1 | 3 | 0 | 0 | 0 | 0 | 0 | 0 | 0 | 0 | 0 | 0 | 6 | 7 | 1 | 2 | 24 |

Umpires - HP: Yoon M-H(KOR) 1B: E.Jerkovits(CAN) 2B: Muramatsu(JPN) 3B:
Totsuka(JPN) Start: 18:00 Time: 2:27 Attendance: 6500 Weather: Fine
Game notes: TC:Aso SCORER:Sumi(JPN) Shimamura(JPN) Game: 19

Game Summary 20



CHINESE TAIPEI – SRI LANKA



Score by Innings R H E

SRI LANKA 000 00 0 1 1
CHINESE TAIPEI 628 5X 21 19 0

SRI LANKA 0 (0-5)

| Player | AB | R | H | BI | 2B | 3B | HR | BB | SB | CS | HP | SH | SF | SO | IBB | KL | GDP | PO | A | E |
|--------------|----|---|---|----|----|----|----|----|----|----|----|----|----|----|-----|----|-----|----|---|---|
| WITHANAGE lf | 2 | 0 | 1 | 0 | 0 | 0 | 0 | 0 | 0 | 1 | 0 | 0 | 0 | 0 | 0 | 0 | 0 | 2 | 0 | 0 |
| THEEKSHANA | 1 | 0 | 0 | 0 | 0 | 0 | 0 | 0 | 0 | 0 | 0 | 0 | 0 | 1 | 0 | 1 | 0 | 0 | 1 | 0 |
| GAYAN T ph | 0 | 0 | 0 | 0 | 0 | 0 | 0 | 0 | 0 | 0 | 0 | 0 | 0 | 0 | 0 | 0 | 0 | 0 | 0 | 0 |
| HITHTHATIYA | 0 | 0 | 0 | 0 | 0 | 0 | 0 | 1 | 0 | 0 | 0 | 0 | 0 | 0 | 0 | 0 | 0 | 0 | 0 | 0 |
| NIROSHAN 1b | 2 | 0 | 0 | 0 | 0 | 0 | 0 | 0 | 0 | 0 | 0 | 0 | 0 | 1 | 0 | 1 | 0 | 3 | 0 | 0 |
| BHANUKA c | 1 | 0 | 0 | 0 | 0 | 0 | 0 | 1 | 1 | 1 | 0 | 0 | 0 | 0 | 0 | 0 | 0 | 1 | 0 | 0 |
| NERANJAN p | 1 | 0 | 0 | 0 | 0 | 0 | 0 | 0 | 0 | 0 | 0 | 0 | 0 | 1 | 0 | 1 | 0 | 0 | 0 | 0 |
| RAJITHA p | 0 | 0 | 0 | 0 | 0 | 0 | 0 | 0 | 0 | 0 | 0 | 0 | 0 | 0 | 0 | 0 | 0 | 0 | 0 | 0 |
| SAMARASINGH | 1 | 0 | 0 | 0 | 0 | 0 | 0 | 0 | 0 | 0 | 0 | 0 | 0 | 1 | 0 | 1 | 0 | 0 | 0 | 0 |
| ASANKA 3b | 1 | 0 | 0 | 0 | 0 | 0 | 0 | 0 | 0 | 0 | 0 | 0 | 0 | 0 | 0 | 0 | 0 | 0 | 0 | 0 |
| INDIKA 3b | 1 | 0 | 0 | 0 | 0 | 0 | 0 | 0 | 0 | 0 | 0 | 0 | 0 | 0 | 0 | 0 | 0 | 0 | 2 | 1 |
| JEEWAKA rf | 2 | 0 | 0 | 0 | 0 | 0 | 0 | 0 | 0 | 0 | 0 | 0 | 0 | 2 | 0 | 0 | 0 | 0 | 0 | 0 |
| LASANTHA ss | 1 | 0 | 0 | 0 | 0 | 0 | 0 | 0 | 0 | 0 | 0 | 0 | 0 | 1 | 0 | 1 | 0 | 4 | 1 | 0 |
| SAHAN cf | 1 | 0 | 0 | 0 | 0 | 0 | 0 | 0 | 0 | 0 | 0 | 0 | 0 | 1 | 0 | 0 | 0 | 2 | 0 | 0 |
| Totals | 14 | 0 | 1 | 0 | 0 | 0 | 0 | 2 | 1 | 2 | 0 | 0 | 0 | 8 | 0 | 5 | 0 | 12 | 4 | 1 |

CHINESE TAIPEI 21 (2-3)

| Player | AB | R | H | BI | 2B | 3B | HR | BB | SB | CS | HP | SH | SF | SO | IBB | KL | GDP | PO | A | E |
|-------------|----|----|----|----|----|----|----|----|----|----|----|----|----|----|-----|----|-----|----|---|---|
| LIN W 2b | 3 | 2 | 2 | 0 | 0 | 0 | 0 | 0 | 1 | 0 | 1 | 0 | 0 | 0 | 0 | 0 | 0 | 3 | 0 | 0 |
| TANG ph/2b | 1 | 0 | 0 | 0 | 0 | 0 | 0 | 0 | 0 | 0 | 0 | 0 | 0 | 0 | 0 | 0 | 0 | 0 | 1 | 0 |
| YANG H ss | 2 | 4 | 1 | 1 | 1 | 0 | 0 | 0 | 0 | 0 | 2 | 0 | 0 | 0 | 0 | 0 | 0 | 1 | 2 | 0 |
| HUNG dh | 3 | 3 | 2 | 1 | 1 | 0 | 0 | 1 | 0 | 0 | 0 | 0 | 0 | 0 | 0 | 0 | 0 | 0 | 0 | 0 |
| HUANG C 1b | 4 | 3 | 3 | 4 | 0 | 1 | 0 | 0 | 0 | 0 | 0 | 0 | 0 | 0 | 0 | 0 | 0 | 3 | 0 | 0 |
| YANG K c | 3 | 1 | 3 | 3 | 0 | 1 | 0 | 0 | 0 | 0 | 0 | 0 | 0 | 0 | 0 | 0 | 0 | 6 | 1 | 0 |
| CHOU c | 1 | 1 | 1 | 2 | 0 | 0 | 0 | 0 | 0 | 0 | 0 | 0 | 0 | 0 | 0 | 0 | 0 | 2 | 1 | 0 |
| LAN rf | 4 | 3 | 2 | 2 | 0 | 0 | 0 | 0 | 0 | 0 | 0 | 0 | 0 | 0 | 0 | 0 | 0 | 0 | 0 | 0 |
| CHEN W 3b | 2 | 1 | 1 | 0 | 0 | 0 | 0 | 0 | 0 | 0 | 2 | 0 | 0 | 0 | 0 | 0 | 0 | 0 | 0 | 0 |
| HUANG Y lf | 4 | 2 | 3 | 6 | 0 | 0 | 2 | 0 | 0 | 0 | 0 | 0 | 0 | 0 | 0 | 0 | 0 | 0 | 0 | 0 |
| LIN Chun cf | 4 | 1 | 1 | 0 | 1 | 0 | 0 | 0 | 0 | 0 | 0 | 0 | 0 | 1 | 0 | 1 | 0 | 0 | 0 | 0 |
| CHIU p | 0 | 0 | 0 | 0 | 0 | 0 | 0 | 0 | 0 | 0 | 0 | 0 | 0 | 0 | 0 | 0 | 0 | 0 | 1 | 0 |
| LIAO C p | 0 | 0 | 0 | 0 | 0 | 0 | 0 | 0 | 0 | 0 | 0 | 0 | 0 | 0 | 0 | 0 | 0 | 0 | 0 | 0 |
| HSU p | 0 | 0 | 0 | 0 | 0 | 0 | 0 | 0 | 0 | 0 | 0 | 0 | 0 | 0 | 0 | 0 | 0 | 0 | 0 | 0 |
| Totals | 31 | 21 | 19 | 19 | 3 | 2 | 2 | 1 | 1 | 0 | 5 | 0 | 0 | 1 | 0 | 1 | 0 | 15 | 6 | 0 |

| SRI LANKA | W/S/L | IP | H | R | ER | BB | SO | WP | HB | BK | IBB | SH | SF | CI | 2B | 3B | HR | AB | BF | FO | GO | NP |
|-----------|-------|-----|----|----|----|----|----|----|----|----|-----|----|----|----|----|----|----|----|----|----|----|----|
| NERANJAN | L,0-3 | 2.0 | 10 | 12 | 12 | 0 | 0 | 0 | 3 | 0 | 0 | 0 | 0 | 0 | 2 | 1 | 2 | 16 | 19 | 3 | 3 | 46 |
| RAJITHA | | 2.0 | 9 | 9 | 8 | 1 | 1 | 2 | 2 | 0 | 0 | 0 | 0 | 0 | 1 | 1 | 0 | 15 | 18 | 1 | 3 | 63 |

| CHINESE TAIPEI | W/S/L | IP | H | R | ER | BB | SO | WP | HB | BK | IBB | SH | SF | CI | 2B | 3B | HR | AB | BF | FO | GO | NP |
|----------------|-------|-----|---|---|----|----|----|----|----|----|-----|----|----|----|----|----|----|----|----|----|----|----|
| CHIU | | 3.0 | 1 | 0 | 0 | 1 | 6 | 0 | 0 | 0 | 0 | 0 | 0 | 0 | 0 | 0 | 0 | 9 | 10 | 0 | 2 | 51 |
| LIAO C | | 1.0 | 0 | 0 | 0 | 1 | 0 | 0 | 0 | 0 | 0 | 0 | 0 | 0 | 0 | 0 | 0 | 2 | 3 | 0 | 2 | 17 |
| HSU | W,1-1 | 1.0 | 0 | 0 | 0 | 0 | 2 | 0 | 0 | 0 | 0 | 0 | 0 | 0 | 0 | 0 | 0 | 3 | 3 | 0 | 1 | 12 |

Umpires – HP: Li Weigeng(CHN) 1B: Kikuchi(JPN) 2B: Suzuki(JPN) 3B: Numa(JPN)

Start: 13:59 Time: 1:31 Attendance: 100 Weather: Fine NERANJAN faced 4 batters in the 3rd.

Game: 20

<http://wubc2010.jp/jp/index.html>

<http://wubc2010.jp/index.html>

Game Summary 21

CHINESE TAIPEI – CANADA

Score by Innings R H E

 CANADA 205 110 400 2 15 19 2
 CHINESE TAIPEI 312 000 421 1 14 17 3

CANADA 15 (4-2)

| Player | AB | R | H | BI | 2B | 3B | HR | BB | SB | CS | HP | SH | SF | SO | IBB | KL | GDP | PO | A | E |
|--------------|----|----|----|----|----|----|----|----|----|----|----|----|----|----|-----|----|-----|----|----|---|
| MARSHALL 2b | 6 | 2 | 3 | 0 | 0 | 0 | 0 | 0 | 0 | 0 | 0 | 0 | 0 | 1 | 0 | 1 | 0 | 2 | 5 | 0 |
| CARRUTHERS | 6 | 4 | 3 | 0 | 1 | 0 | 0 | 0 | 0 | 0 | 0 | 0 | 0 | 1 | 0 | 0 | 0 | 2 | 0 | 1 |
| WALLANCE cf | 5 | 3 | 2 | 0 | 0 | 0 | 0 | 0 | 1 | 0 | 1 | 1 | 0 | 3 | 0 | 1 | 0 | 0 | 0 | 0 |
| ELLIS 3b | 5 | 0 | 4 | 5 | 1 | 0 | 0 | 0 | 0 | 0 | 1 | 0 | 1 | 1 | 0 | 0 | 0 | 1 | 1 | 0 |
| FLEMMING dh | 5 | 1 | 2 | 4 | 1 | 0 | 0 | 0 | 0 | 0 | 0 | 0 | 2 | 2 | 0 | 0 | 0 | 0 | 0 | 0 |
| WELCH c | 5 | 1 | 2 | 0 | 0 | 0 | 0 | 0 | 0 | 0 | 0 | 0 | 0 | 1 | 0 | 0 | 0 | 10 | 1 | 0 |
| DENSEM c | 1 | 0 | 0 | 0 | 0 | 0 | 0 | 0 | 0 | 0 | 0 | 0 | 0 | 1 | 0 | 0 | 0 | 0 | 0 | 0 |
| REGAN 1b | 4 | 2 | 1 | 0 | 0 | 0 | 0 | 1 | 0 | 0 | 0 | 0 | 0 | 0 | 0 | 0 | 0 | 10 | 0 | 0 |
| DUNSMORE lf | 3 | 1 | 0 | 1 | 0 | 0 | 0 | 0 | 0 | 0 | 0 | 0 | 0 | 0 | 0 | 0 | 0 | 0 | 0 | 0 |
| LENDVOY lf | 2 | 0 | 0 | 0 | 0 | 0 | 0 | 0 | 0 | 0 | 0 | 0 | 0 | 0 | 0 | 0 | 0 | 0 | 0 | 0 |
| BELL ss | 5 | 1 | 2 | 3 | 0 | 1 | 1 | 0 | 0 | 0 | 0 | 0 | 0 | 1 | 0 | 0 | 0 | 5 | 5 | 1 |
| MCDONALD p | 0 | 0 | 0 | 0 | 0 | 0 | 0 | 0 | 0 | 0 | 0 | 0 | 0 | 0 | 0 | 0 | 0 | 0 | 1 | 0 |
| CASTILLO p | 0 | 0 | 0 | 0 | 0 | 0 | 0 | 0 | 0 | 0 | 0 | 0 | 0 | 0 | 0 | 0 | 0 | 0 | 0 | 0 |
| WALKILING p | 0 | 0 | 0 | 0 | 0 | 0 | 0 | 0 | 0 | 0 | 0 | 0 | 0 | 0 | 0 | 0 | 0 | 0 | 0 | 0 |
| HETHERINGTON | 0 | 0 | 0 | 0 | 0 | 0 | 0 | 0 | 0 | 0 | 0 | 0 | 0 | 0 | 0 | 0 | 0 | 0 | 0 | 0 |
| REYNOLDS p | 0 | 0 | 0 | 0 | 0 | 0 | 0 | 0 | 0 | 0 | 0 | 0 | 0 | 0 | 0 | 0 | 0 | 0 | 0 | 0 |
| Totals | 47 | 15 | 19 | 13 | 3 | 1 | 1 | 1 | 1 | 0 | 2 | 1 | 3 | 11 | 0 | 2 | 0 | 30 | 13 | 2 |

CHINESE TAIPEI 14 (2-4)


| Player | AB | R | H | BI | 2B | 3B | HR | BB | SB | CS | HP | SH | SF | SO | IBB | KL | GDP | PO | A | E |
|------------|----|----|----|----|----|----|----|----|----|----|----|----|----|----|-----|----|-----|----|---|---|
| LIN W 2b | 6 | 1 | 2 | 0 | 0 | 0 | 0 | 0 | 0 | 0 | 0 | 0 | 0 | 1 | 0 | 0 | 0 | 2 | 3 | 0 |
| YANG H ss | 5 | 1 | 2 | 0 | 0 | 0 | 0 | 1 | 0 | 0 | 0 | 0 | 0 | 1 | 0 | 0 | 0 | 1 | 0 | 1 |
| HUNG rf | 7 | 2 | 2 | 1 | 1 | 0 | 0 | 0 | 0 | 0 | 0 | 0 | 0 | 0 | 0 | 0 | 0 | 2 | 0 | 0 |
| HUANG C 1b | 6 | 3 | 3 | 1 | 0 | 0 | 0 | 1 | 1 | 0 | 0 | 0 | 0 | 1 | 0 | 0 | 0 | 4 | 2 | 1 |
| YANG K dh | 5 | 3 | 3 | 5 | 0 | 0 | 2 | 1 | 0 | 0 | 0 | 0 | 0 | 1 | 0 | 0 | 0 | 0 | 0 | 0 |
| LAN cf | 5 | 1 | 2 | 1 | 0 | 0 | 0 | 1 | 0 | 0 | 0 | 0 | 0 | 1 | 0 | 0 | 0 | 2 | 0 | 0 |
| HUANG Y lf | 3 | 1 | 0 | 1 | 0 | 0 | 0 | 2 | 1 | 0 | 0 | 0 | 0 | 1 | 0 | 0 | 0 | 3 | 1 | 1 |
| WANG c | 3 | 0 | 0 | 0 | 0 | 0 | 0 | 0 | 0 | 0 | 0 | 0 | 0 | 3 | 0 | 0 | 0 | 9 | 1 | 0 |
| TENG ph/c | 1 | 0 | 0 | 1 | 0 | 0 | 0 | 0 | 0 | 0 | 0 | 0 | 0 | 0 | 0 | 0 | 0 | 0 | 0 | 0 |
| CHOU c | 1 | 0 | 0 | 0 | 0 | 0 | 0 | 0 | 0 | 0 | 0 | 0 | 0 | 0 | 0 | 0 | 1 | 4 | 0 | 0 |
| CHEN W 3b | 5 | 2 | 3 | 3 | 1 | 0 | 1 | 0 | 0 | 0 | 0 | 0 | 0 | 2 | 0 | 0 | 0 | 2 | 0 | 0 |
| TSENG p | 0 | 0 | 0 | 0 | 0 | 0 | 0 | 0 | 0 | 0 | 0 | 0 | 0 | 0 | 0 | 0 | 0 | 1 | 1 | 0 |
| CHEN K p | 0 | 0 | 0 | 0 | 0 | 0 | 0 | 0 | 0 | 0 | 0 | 0 | 0 | 0 | 0 | 0 | 0 | 0 | 0 | 0 |
| LIAO W p | 0 | 0 | 0 | 0 | 0 | 0 | 0 | 0 | 0 | 0 | 0 | 0 | 0 | 0 | 0 | 0 | 0 | 0 | 0 | 0 |
| LIN Chen p | 0 | 0 | 0 | 0 | 0 | 0 | 0 | 0 | 0 | 0 | 0 | 0 | 0 | 0 | 0 | 0 | 0 | 0 | 1 | 0 |
| Totals | 47 | 14 | 17 | 13 | 2 | 0 | 3 | 6 | 2 | 0 | 0 | 0 | 0 | 11 | 0 | 0 | 1 | 30 | 9 | 3 |

| CANADA | W/S/L | IP | H | R | ER | BB | SO | WP | HB | BK | IBB | SH | SF | CI | 2B | 3B | HR | AB | BF | FO | GO | NP |
|--------------|-------|-----|---|---|----|----|----|----|----|----|-----|----|----|----|----|----|----|----|----|----|----|----|
| MCDONALD | | 2.0 | 7 | 6 | 5 | 0 | 3 | 0 | 0 | 0 | 0 | 0 | 0 | 0 | 2 | 0 | 2 | 14 | 14 | 0 | 3 | 40 |
| CASTILLO | | 4.0 | 3 | 3 | 3 | 4 | 6 | 1 | 0 | 0 | 0 | 0 | 0 | 0 | 0 | 0 | 0 | 15 | 19 | 3 | 3 | 84 |
| WALKILING | | 1.0 | 3 | 3 | 3 | 0 | 1 | 0 | 0 | 0 | 0 | 0 | 0 | 0 | 0 | 0 | 1 | 6 | 6 | 0 | 2 | 19 |
| HETHERINGTON | | 1.0 | 2 | 0 | 0 | 1 | 1 | 0 | 0 | 0 | 0 | 0 | 0 | 0 | 0 | 0 | 0 | 4 | 5 | 0 | 1 | 17 |
| REYNOLDS | W,1-0 | 2.0 | 2 | 2 | 0 | 1 | 0 | 0 | 0 | 0 | 0 | 0 | 0 | 0 | 0 | 0 | 0 | 8 | 9 | 3 | 3 | 34 |

| CHINESE TAIPEI | W/S/L | IP | H | R | ER | BB | SO | WP | HB | BK | IBB | SH | SF | CI | 2B | 3B | HR | AB | BF | FO | GO | NP |
|----------------|-------|-----|---|---|----|----|----|----|----|----|-----|----|----|----|----|----|----|----|----|----|----|----|
| TSENG | | 3.0 | 9 | 7 | 6 | 0 | 1 | 0 | 1 | 0 | 0 | 0 | 1 | 0 | 1 | 1 | 0 | 17 | 19 | 3 | 4 | 48 |
| CHEN K | | 0.1 | 2 | 1 | 1 | 0 | 1 | 1 | 0 | 0 | 0 | 0 | 1 | 0 | 1 | 0 | 0 | 3 | 4 | 1 | 0 | 13 |
| LIAO W | | 3.2 | 4 | 5 | 1 | 1 | 6 | 0 | 1 | 0 | 0 | 0 | 0 | 0 | 1 | 0 | 1 | 16 | 18 | 4 | 1 | 73 |
| LIN Chen | L,0-1 | 3.0 | 4 | 2 | 0 | 0 | 3 | 0 | 0 | 0 | 0 | 1 | 1 | 0 | 0 | 0 | 0 | 11 | 13 | 5 | 0 | 44 |

Umpires – HP: Ishizaki(JPN) 1B: Muramatsu(JPN) 2B: Suzuki(JPN) 3B: Yoon M-H(KOR)
 Start: 11:58 Time: 3:56 Attendance: 50 Weather: Fine Game notes:TC:Aso(JPN)
 SCORER: Seki(JPN) Numata(JPN) MCDONALD faced 2 batters in the 3rd.
 CASTILLO faced 3 batters in the 7th. WALKILING faced 2 batters in the 8th. Game: 21

Game Summary 22



CHINA – SRI LANKA



Score by Innings R H E

SRI LANKA 000 000 00 0 5 4
CHINA 012 102 22 10 8 0

SRI LANKA 0 (0-6)

| Player | AB | R | H | BI | 2B | 3B | HR | BB | SB | CS | HP | SH | SF | SO | IBB | KL | GDP | PO | A | E |
|-----------------|----|---|---|----|----|----|----|----|----|----|----|----|----|----|-----|----|-----|----|---|---|
| WITHANAGE lf | 4 | 0 | 1 | 0 | 1 | 0 | 0 | 0 | 0 | 1 | 0 | 0 | 0 | 0 | 0 | 0 | 0 | 1 | 0 | 1 |
| LASANTHA ss | 4 | 0 | 0 | 0 | 0 | 0 | 0 | 0 | 0 | 0 | 0 | 0 | 0 | 4 | 0 | 2 | 0 | 3 | 3 | 0 |
| NIROSHAN 1b | 4 | 0 | 2 | 0 | 1 | 0 | 0 | 0 | 0 | 0 | 0 | 0 | 0 | 0 | 0 | 0 | 0 | 10 | 0 | 0 |
| BHANUKA c | 3 | 0 | 0 | 0 | 0 | 0 | 0 | 1 | 0 | 0 | 0 | 0 | 0 | 1 | 0 | 0 | 0 | 2 | 0 | 0 |
| NERANJAN dh | 3 | 0 | 0 | 0 | 0 | 0 | 0 | 0 | 0 | 0 | 1 | 0 | 0 | 1 | 0 | 1 | 0 | 0 | 0 | 0 |
| GAYAN P pr/rf | 0 | 0 | 0 | 0 | 0 | 0 | 0 | 0 | 0 | 0 | 0 | 0 | 0 | 0 | 0 | 0 | 0 | 0 | 0 | 0 |
| JEEWAKA rf/cf | 4 | 0 | 0 | 0 | 0 | 0 | 0 | 0 | 0 | 0 | 0 | 0 | 0 | 0 | 0 | 0 | 0 | 3 | 0 | 0 |
| SAHAN cf/p | 2 | 0 | 0 | 0 | 0 | 0 | 0 | 1 | 0 | 0 | 0 | 0 | 0 | 0 | 0 | 0 | 0 | 1 | 0 | 1 |
| INDIKA 3b | 2 | 0 | 1 | 0 | 0 | 0 | 0 | 0 | 0 | 0 | 1 | 0 | 0 | 1 | 0 | 1 | 0 | 2 | 4 | 1 |
| DON 2b | 1 | 0 | 0 | 0 | 0 | 0 | 0 | 0 | 0 | 0 | 1 | 0 | 0 | 1 | 0 | 1 | 0 | 1 | 1 | 1 |
| SAMARASINGHE ph | 1 | 0 | 1 | 0 | 0 | 0 | 0 | 0 | 0 | 0 | 0 | 0 | 0 | 0 | 0 | 0 | 0 | 0 | 0 | 0 |
| HITHTHATIYA 2b | 0 | 0 | 0 | 0 | 0 | 0 | 0 | 0 | 0 | 0 | 0 | 0 | 0 | 0 | 0 | 0 | 0 | 0 | 1 | 0 |
| PRASAD p | 0 | 0 | 0 | 0 | 0 | 0 | 0 | 0 | 0 | 0 | 0 | 0 | 0 | 0 | 0 | 0 | 0 | 0 | 0 | 0 |
| Totals | 28 | 0 | 5 | 0 | 2 | 0 | 0 | 2 | 0 | 1 | 3 | 0 | 0 | 8 | 0 | 5 | 0 | 23 | 9 | 4 |

CHINA 10 (1-5)

| Player | AB | R | H | BI | 2B | 3B | HR | BB | SB | CS | HP | SH | SF | SO | IBB | KL | GDP | PO | A | E |
|------------|----|----|---|----|----|----|----|----|----|----|----|----|----|----|-----|----|-----|----|----|---|
| LI 2b | 5 | 1 | 1 | 1 | 0 | 0 | 1 | 0 | 0 | 0 | 0 | 0 | 0 | 1 | 0 | 0 | 0 | 2 | 4 | 0 |
| ZHANG X ss | 3 | 3 | 2 | 1 | 0 | 1 | 1 | 2 | 0 | 0 | 0 | 0 | 0 | 0 | 0 | 0 | 0 | 1 | 4 | 0 |
| DONG C 1b | 4 | 1 | 1 | 1 | 0 | 0 | 0 | 1 | 1 | 0 | 0 | 0 | 0 | 0 | 0 | 0 | 0 | 8 | 0 | 0 |
| HAO c | 4 | 0 | 0 | 1 | 0 | 0 | 0 | 0 | 0 | 0 | 0 | 0 | 1 | 0 | 0 | 0 | 0 | 8 | 1 | 0 |
| ZHANG Q 3b | 2 | 1 | 0 | 1 | 0 | 0 | 0 | 1 | 0 | 0 | 0 | 0 | 1 | 0 | 0 | 0 | 0 | 1 | 0 | 0 |
| XIA Z rf | 4 | 1 | 2 | 0 | 1 | 0 | 0 | 0 | 0 | 0 | 0 | 0 | 0 | 0 | 0 | 0 | 0 | 0 | 0 | 0 |
| LU lf | 3 | 1 | 0 | 0 | 0 | 0 | 0 | 0 | 1 | 0 | 1 | 0 | 0 | 0 | 0 | 0 | 0 | 2 | 0 | 0 |
| CHENG dh | 2 | 2 | 1 | 1 | 0 | 1 | 0 | 1 | 1 | 0 | 1 | 0 | 0 | 1 | 0 | 0 | 0 | 0 | 0 | 0 |
| CHEN cf | 4 | 0 | 1 | 2 | 0 | 0 | 0 | 0 | 0 | 0 | 0 | 0 | 0 | 0 | 0 | 0 | 0 | 1 | 0 | 0 |
| DONG S p | 0 | 0 | 0 | 0 | 0 | 0 | 0 | 0 | 0 | 0 | 0 | 0 | 0 | 0 | 0 | 0 | 0 | 1 | 2 | 0 |
| Totals | 31 | 10 | 8 | 8 | 1 | 2 | 2 | 5 | 3 | 0 | 2 | 0 | 2 | 2 | 0 | 0 | 0 | 24 | 11 | 0 |

| SRI LANKA | W/S/L | IP | H | R | ER | BB | SO | WP | HB | BK | IBB | SH | SF | CI | 2B | 3B | HR | AB | BF | FO | GO | NP |
|-----------|-------|-----|---|---|----|----|----|----|----|----|-----|----|----|----|----|----|----|----|----|----|----|----|
| PRASAD | L,0-1 | 7.0 | 7 | 8 | 7 | 3 | 2 | 0 | 2 | 1 | 0 | 0 | 2 | 0 | 1 | 2 | 2 | 27 | 34 | 8 | 10 | 96 |
| SAHAN | | 0.2 | 1 | 2 | 1 | 2 | 0 | 0 | 0 | 0 | 0 | 0 | 0 | 0 | 0 | 0 | 0 | 4 | 6 | 2 | 0 | 28 |

| CHINA | W/S/L | IP | H | R | ER | BB | SO | WP | HB | BK | IBB | SH | SF | CI | 2B | 3B | HR | AB | BF | FO | GO | NP |
|--------|-------|-----|---|---|----|----|----|----|----|----|-----|----|----|----|----|----|----|----|----|----|----|-----|
| DONG S | W,1-1 | 8.0 | 5 | 0 | 0 | 2 | 8 | 1 | 3 | 0 | 0 | 0 | 0 | 0 | 2 | 0 | 0 | 28 | 33 | 4 | 11 | 119 |

Umpires – HP: Kikuchi(JPN) 1B: Totsuka(JPN) 2B: Numa(JPN) 3B: Huang M-L(TPE)
Start: 13:59 Time: 2:07 Attendance: 120 Weather: Fine Game notes: TC:Yamanaka(JPN)
SCORER:Otsuka(JPN) Shimamura(JPN) Game: 22

Game Summary 23



JAPAN – KOREA



Score by Innings R H E

KOREA 000 000 000 0 4 1
JAPAN 210 600 00X 9 14 0

KOREA 0 (2-4)

| Player | AB | R | H | BI | 2B | 3B | HR | BB | SB | CS | HP | SH | SF | SO | IBB | KL | GDP | PO | A | E |
|--------------|----|---|---|----|----|----|----|----|----|----|----|----|----|----|-----|----|-----|----|----|---|
| KO J cf | 4 | 0 | 1 | 0 | 0 | 0 | 0 | 0 | 1 | 0 | 0 | 0 | 0 | 2 | 0 | 0 | 0 | 2 | 0 | 0 |
| SHIN B ss | 3 | 0 | 0 | 0 | 0 | 0 | 0 | 0 | 0 | 0 | 0 | 0 | 0 | 1 | 0 | 1 | 0 | 2 | 5 | 0 |
| PARK T ph | 1 | 0 | 0 | 0 | 0 | 0 | 0 | 0 | 0 | 0 | 0 | 0 | 0 | 0 | 0 | 0 | 0 | 0 | 0 | 0 |
| SEO dh | 2 | 0 | 0 | 0 | 0 | 0 | 0 | 0 | 0 | 0 | 0 | 0 | 0 | 2 | 0 | 2 | 0 | 0 | 0 | 0 |
| KU dh | 2 | 0 | 0 | 0 | 0 | 0 | 0 | 0 | 0 | 0 | 0 | 0 | 0 | 0 | 0 | 0 | 0 | 0 | 0 | 0 |
| KIM 1b | 3 | 0 | 1 | 0 | 0 | 0 | 0 | 0 | 0 | 0 | 0 | 0 | 0 | 0 | 0 | 0 | 0 | 12 | 0 | 0 |
| LEE T lf | 3 | 0 | 1 | 0 | 0 | 0 | 0 | 0 | 0 | 1 | 0 | 0 | 0 | 1 | 0 | 0 | 0 | 3 | 0 | 0 |
| YOON Y c | 3 | 0 | 0 | 0 | 0 | 0 | 0 | 0 | 0 | 0 | 0 | 0 | 0 | 3 | 0 | 1 | 0 | 4 | 0 | 1 |
| LEE J rf | 3 | 0 | 1 | 0 | 0 | 0 | 0 | 0 | 0 | 0 | 0 | 0 | 0 | 2 | 0 | 0 | 0 | 0 | 0 | 0 |
| KO Y 3b | 3 | 0 | 0 | 0 | 0 | 0 | 0 | 0 | 0 | 0 | 0 | 0 | 0 | 2 | 0 | 1 | 0 | 0 | 0 | 0 |
| JUNG Y 2b | 2 | 0 | 0 | 0 | 0 | 0 | 0 | 0 | 0 | 0 | 0 | 0 | 0 | 1 | 0 | 1 | 0 | 1 | 3 | 0 |
| PARK J 2b/ph | 1 | 0 | 0 | 0 | 0 | 0 | 0 | 0 | 0 | 0 | 0 | 0 | 0 | 1 | 0 | 0 | 0 | 0 | 0 | 0 |
| NA p | 0 | 0 | 0 | 0 | 0 | 0 | 0 | 0 | 0 | 0 | 0 | 0 | 0 | 0 | 0 | 0 | 0 | 0 | 1 | 0 |
| YOON M p | 0 | 0 | 0 | 0 | 0 | 0 | 0 | 0 | 0 | 0 | 0 | 0 | 0 | 0 | 0 | 0 | 0 | 0 | 1 | 0 |
| NO S p | 0 | 0 | 0 | 0 | 0 | 0 | 0 | 0 | 0 | 0 | 0 | 0 | 0 | 0 | 0 | 0 | 0 | 0 | 0 | 0 |
| LIM p | 0 | 0 | 0 | 0 | 0 | 0 | 0 | 0 | 0 | 0 | 0 | 0 | 0 | 0 | 0 | 0 | 0 | 0 | 2 | 0 |
| Totals | 30 | 0 | 4 | 0 | 0 | 0 | 0 | 0 | 1 | 1 | 0 | 0 | 0 | 15 | 0 | 6 | 0 | 24 | 12 | 1 |

JAPAN 9 (4-2)

| Player | AB | R | H | BI | 2B | 3B | HR | BB | SB | CS | HP | SH | SF | SO | IBB | KL | GDP | PO | A | E |
|-----------------|----|---|----|----|----|----|----|----|----|----|----|----|----|----|-----|----|-----|----|---|---|
| ISHIMINE cf | 5 | 0 | 2 | 1 | 0 | 0 | 0 | 0 | 0 | 0 | 0 | 0 | 0 | 1 | 0 | 0 | 0 | 0 | 0 | 0 |
| WATANABE ss/2b | 4 | 1 | 1 | 1 | 0 | 0 | 0 | 0 | 0 | 0 | 0 | 1 | 0 | 0 | 0 | 0 | 0 | 0 | 3 | 0 |
| SUZUKI 3b | 3 | 2 | 2 | 2 | 1 | 0 | 0 | 1 | 0 | 0 | 1 | 0 | 0 | 1 | 0 | 0 | 0 | 1 | 0 | 0 |
| ITO rf | 4 | 2 | 1 | 2 | 0 | 0 | 1 | 1 | 0 | 0 | 0 | 0 | 0 | 1 | 0 | 0 | 1 | 1 | 0 | 0 |
| INOUE 1b | 1 | 1 | 1 | 0 | 0 | 0 | 0 | 1 | 0 | 0 | 1 | 0 | 0 | 0 | 0 | 0 | 0 | 2 | 0 | 0 |
| ARAKI 1b/lf | 1 | 0 | 0 | 0 | 0 | 0 | 0 | 1 | 0 | 0 | 0 | 0 | 0 | 0 | 0 | 0 | 0 | 1 | 0 | 0 |
| HASEGAWA lf | 4 | 0 | 2 | 3 | 1 | 0 | 0 | 0 | 0 | 0 | 0 | 0 | 0 | 0 | 0 | 0 | 0 | 1 | 0 | 0 |
| TAKI pr/1b | 1 | 0 | 1 | 0 | 0 | 0 | 0 | 0 | 0 | 0 | 0 | 0 | 0 | 0 | 0 | 0 | 0 | 2 | 1 | 0 |
| FUSHIMI dh | 2 | 1 | 1 | 0 | 0 | 0 | 0 | 1 | 0 | 0 | 0 | 0 | 0 | 1 | 0 | 1 | 0 | 0 | 0 | 0 |
| MATSUMOTO ph/dh | 2 | 0 | 0 | 0 | 0 | 0 | 0 | 0 | 0 | 0 | 0 | 0 | 0 | 0 | 0 | 0 | 0 | 0 | 0 | 0 |
| OKAZAKI 2b | 2 | 1 | 1 | 0 | 0 | 0 | 0 | 0 | 0 | 0 | 0 | 1 | 0 | 0 | 0 | 0 | 0 | 0 | 0 | 0 |
| ABE ss | 2 | 0 | 1 | 0 | 0 | 0 | 0 | 0 | 0 | 0 | 0 | 0 | 0 | 0 | 0 | 0 | 0 | 2 | 0 | 0 |
| KOIKE c | 4 | 1 | 1 | 0 | 0 | 0 | 0 | 0 | 0 | 0 | 1 | 0 | 0 | 0 | 0 | 0 | 0 | 15 | 1 | 0 |
| FUJIOKA p | 0 | 0 | 0 | 0 | 0 | 0 | 0 | 0 | 0 | 0 | 0 | 0 | 0 | 0 | 0 | 0 | 0 | 1 | 0 | 0 |
| NOMURA p | 0 | 0 | 0 | 0 | 0 | 0 | 0 | 0 | 0 | 0 | 0 | 0 | 0 | 0 | 0 | 0 | 0 | 0 | 0 | 0 |
| NAKAUSHIRO p | 0 | 0 | 0 | 0 | 0 | 0 | 0 | 0 | 0 | 0 | 0 | 0 | 0 | 0 | 0 | 0 | 0 | 0 | 0 | 0 |
| KAGAMI p | 0 | 0 | 0 | 0 | 0 | 0 | 0 | 0 | 0 | 0 | 0 | 0 | 0 | 0 | 0 | 0 | 0 | 1 | 0 | 0 |
| OHISHI p | 0 | 0 | 0 | 0 | 0 | 0 | 0 | 0 | 0 | 0 | 0 | 0 | 0 | 0 | 0 | 0 | 0 | 0 | 1 | 0 |
| Totals | 35 | 9 | 14 | 9 | 2 | 0 | 1 | 5 | 0 | 0 | 3 | 2 | 0 | 4 | 0 | 1 | 1 | 27 | 6 | 0 |

| KOREA | W/S/L | IP | H | R | ER | BB | SO | WP | HB | BK | IBB | SH | SF | CI | 2B | 3B | HR | AB | BF | FO | GO | NP |
|--------|-------|-----|---|---|----|----|----|----|----|----|-----|----|----|----|----|----|----|----|----|----|----|----|
| NA | L,0-1 | 1.2 | 4 | 3 | 3 | 1 | 2 | 1 | 0 | 0 | 0 | 0 | 0 | 0 | 0 | 1 | 9 | 10 | 0 | 3 | 48 | |
| YOON M | | 2.0 | 4 | 5 | 5 | 2 | 0 | 0 | 1 | 0 | 0 | 1 | 0 | 0 | 1 | 0 | 8 | 12 | 2 | 3 | 40 | |
| NO S | | 0.0 | 1 | 1 | 1 | 1 | 0 | 0 | 1 | 0 | 0 | 0 | 0 | 1 | 0 | 0 | 1 | 3 | 0 | 0 | 13 | |
| LIM | | 4.1 | 5 | 0 | 0 | 1 | 2 | 0 | 1 | 0 | 0 | 1 | 0 | 0 | 0 | 0 | 17 | 20 | 4 | 7 | 82 | |

| JAPAN | W/S/L | IP | H | R | ER | BB | SO | WP | HB | BK | IBB | SH | SF | CI | 2B | 3B | HR | AB | BF | FO | GO | NP |
|------------|-------|-----|---|---|----|----|----|----|----|----|-----|----|----|----|----|----|----|----|----|----|----|----|
| FUJIOKA | W,1-0 | 5.0 | 1 | 0 | 0 | 0 | 10 | 0 | 0 | 0 | 0 | 0 | 0 | 0 | 0 | 0 | 0 | 16 | 16 | 4 | 1 | 72 |
| NOMURA | | 1.0 | 0 | 0 | 0 | 0 | 2 | 0 | 0 | 0 | 0 | 0 | 0 | 0 | 0 | 0 | 0 | 3 | 3 | 0 | 1 | 11 |
| NAKAUSHIRO | | 1.0 | 0 | 0 | 0 | 0 | 1 | 0 | 0 | 0 | 0 | 0 | 0 | 0 | 0 | 0 | 0 | 3 | 3 | 1 | 1 | 13 |
| KAGAMI | | 1.0 | 2 | 0 | 0 | 0 | 1 | 0 | 0 | 0 | 0 | 0 | 0 | 0 | 0 | 0 | 0 | 4 | 4 | 0 | 1 | 12 |
| OHISHI | | 1.0 | 1 | 0 | 0 | 0 | 1 | 0 | 0 | 0 | 0 | 0 | 0 | 0 | 0 | 0 | 0 | 4 | 4 | 1 | 1 | 21 |

Umpires - HP: G.Street(USA) 1B: Huang_M,L(TPE) 2B: Koyama(JPN) 3B:Kuwabara(JPN)
 RL:Ishizaki(JPN) LL:Numa(JPN) Start: 12:02 Time: 15:13 Attendance: 3500 Weather: Fine
 Game notes: TC:Nakamoto(JPN) SCORER: Seki(JPN) Shimamura(JPN)
 NO S faced 3 batters in the 4th. Game: 23

Game Summary 24



CUBA – UNITED STATES OF AMERICA



Score by Innings R H E

AMERICA 000 000 010 2 3 8 0
CUBA 000 000 010 3 4 13 0

AMERICA 3 (5-1)

| Player | AB | R | H | BI | 2B | 3B | HR | BB | SB | CS | HP | SH | SF | SO | IBB | KL | GDP | PO | A | E |
|-------------------|----|---|---|----|----|----|----|----|----|----|----|----|----|----|-----|----|-----|----|----|---|
| MAGGI 2b | 3 | 2 | 1 | 1 | 0 | 0 | 1 | 0 | 0 | 0 | 0 | 1 | 0 | 2 | 0 | 2 | 0 | 4 | 0 | 0 |
| FONTANA ss | 4 | 1 | 0 | 0 | 0 | 0 | 0 | 0 | 0 | 0 | 0 | 0 | 0 | 3 | 0 | 1 | 0 | 1 | 5 | 0 |
| BRADLEY cf | 4 | 0 | 0 | 0 | 0 | 0 | 0 | 0 | 0 | 0 | 0 | 1 | 0 | 0 | 0 | 0 | 0 | 2 | 0 | 0 |
| WRIGHT dh/1b | 4 | 0 | 2 | 0 | 0 | 0 | 0 | 1 | 0 | 0 | 0 | 0 | 0 | 1 | 1 | 0 | 0 | 1 | 0 | 0 |
| SPRINGER lf | 5 | 0 | 1 | 1 | 0 | 0 | 0 | 0 | 0 | 1 | 0 | 0 | 0 | 2 | 0 | 0 | 0 | 2 | 0 | 0 |
| RAMIREZ Nick 1b/p | 5 | 0 | 3 | 1 | 0 | 0 | 0 | 0 | 0 | 0 | 0 | 0 | 0 | 1 | 0 | 0 | 0 | 11 | 1 | 0 |
| ESPOSITO 3b | 5 | 0 | 0 | 0 | 0 | 0 | 0 | 0 | 0 | 0 | 0 | 0 | 0 | 3 | 0 | 1 | 0 | 2 | 5 | 0 |
| MAHTOOK rf | 3 | 0 | 1 | 0 | 0 | 0 | 0 | 0 | 1 | 0 | 0 | 0 | 0 | 1 | 0 | 0 | 0 | 1 | 0 | 0 |
| RODRIGUEZ c | 1 | 0 | 0 | 0 | 0 | 0 | 0 | 1 | 0 | 0 | 0 | 0 | 0 | 0 | 0 | 0 | 0 | 2 | 1 | 0 |
| O'BRIEN ph/c | 1 | 0 | 0 | 0 | 0 | 0 | 0 | 0 | 0 | 0 | 0 | 0 | 0 | 1 | 0 | 1 | 0 | 2 | 1 | 0 |
| COLE p | 0 | 0 | 0 | 0 | 0 | 0 | 0 | 0 | 0 | 0 | 0 | 0 | 0 | 0 | 0 | 0 | 0 | 0 | 1 | 0 |
| RAMIREZ Noe p | 0 | 0 | 0 | 0 | 0 | 0 | 0 | 0 | 0 | 0 | 0 | 0 | 0 | 0 | 0 | 0 | 0 | 0 | 0 | 0 |
| Totals | 35 | 3 | 8 | 3 | 0 | 0 | 1 | 2 | 1 | 1 | 0 | 2 | 0 | 14 | 1 | 5 | 0 | 28 | 14 | 0 |

CUBA 4 (6-0)

| Player | AB | R | H | BI | 2B | 3B | HR | BB | SB | CS | HP | SH | SF | SO | IBB | KL | GDP | PO | A | E |
|----------------|----|---|----|----|----|----|----|----|----|----|----|----|----|----|-----|----|-----|----|---|---|
| MARTIN cf | 3 | 1 | 1 | 0 | 0 | 0 | 0 | 2 | 0 | 1 | 0 | 0 | 0 | 0 | 1 | 0 | 0 | 2 | 0 | 0 |
| CERCE 2b | 4 | 1 | 1 | 0 | 0 | 0 | 0 | 0 | 0 | 0 | 0 | 1 | 0 | 0 | 0 | 0 | 1 | 2 | 3 | 0 |
| OLIVERA dh | 6 | 0 | 2 | 0 | 0 | 0 | 0 | 0 | 0 | 0 | 0 | 0 | 0 | 0 | 0 | 0 | 0 | 0 | 0 | 0 |
| DESPAIGNE A lf | 5 | 2 | 2 | 4 | 0 | 0 | 2 | 0 | 0 | 0 | 0 | 0 | 0 | 1 | 0 | 0 | 1 | 3 | 0 | 0 |
| CESPEDES rf | 4 | 0 | 0 | 0 | 0 | 0 | 0 | 0 | 0 | 0 | 0 | 0 | 0 | 1 | 0 | 0 | 0 | 2 | 0 | 0 |
| ABREU 1b | 4 | 0 | 0 | 0 | 0 | 0 | 0 | 0 | 0 | 0 | 0 | 0 | 0 | 1 | 0 | 0 | 0 | 5 | 0 | 0 |
| DIAZ 3b | 4 | 0 | 3 | 0 | 0 | 0 | 0 | 0 | 0 | 0 | 0 | 0 | 0 | 0 | 0 | 0 | 0 | 0 | 0 | 0 |
| MOREJON c | 4 | 0 | 3 | 0 | 1 | 0 | 0 | 0 | 0 | 0 | 0 | 0 | 0 | 0 | 0 | 0 | 0 | 15 | 1 | 0 |
| LUNAR pr | 0 | 0 | 0 | 0 | 0 | 0 | 0 | 0 | 0 | 0 | 0 | 0 | 0 | 0 | 0 | 0 | 0 | 0 | 0 | 0 |
| ALBERRO c | 0 | 0 | 0 | 0 | 0 | 0 | 0 | 0 | 0 | 0 | 0 | 0 | 0 | 0 | 0 | 0 | 0 | 0 | 0 | 0 |
| BORROTO ss | 3 | 0 | 1 | 0 | 0 | 0 | 0 | 0 | 0 | 0 | 1 | 0 | 0 | 0 | 0 | 0 | 0 | 1 | 1 | 0 |
| GONZALEZ p | 0 | 0 | 0 | 0 | 0 | 0 | 0 | 0 | 0 | 0 | 0 | 0 | 0 | 0 | 0 | 0 | 0 | 0 | 2 | 0 |
| GARCIA p | 0 | 0 | 0 | 0 | 0 | 0 | 0 | 0 | 0 | 0 | 0 | 0 | 0 | 0 | 0 | 0 | 0 | 0 | 0 | 0 |
| Totals | 37 | 4 | 13 | 4 | 1 | 0 | 2 | 2 | 0 | 1 | 1 | 1 | 0 | 3 | 1 | 0 | 2 | 30 | 7 | 0 |

| AMERICA | W/S/L | IP | H | R | ER | BB | SO | WP | HB | BK | IBB | SH | SF | CI | 2B | 3B | HR | AB | BF | FO | GO | NP |
|--------------|-------|-----|----|---|----|----|----|----|----|----|-----|----|----|----|----|----|----|----|----|----|----|----|
| COLE | | 7.0 | 10 | 0 | 0 | 1 | 2 | 1 | 0 | 0 | 0 | 1 | 0 | 0 | 0 | 0 | 0 | 28 | 30 | 7 | 10 | 92 |
| RAMIREZ Noe | | 1.0 | 2 | 1 | 1 | 1 | 1 | 0 | 1 | 0 | 1 | 0 | 0 | 0 | 1 | 0 | 1 | 5 | 7 | 0 | 2 | 27 |
| RAMIREZ Nick | L,0-1 | 1.1 | 1 | 3 | 1 | 0 | 0 | 0 | 0 | 0 | 0 | 0 | 0 | 0 | 0 | 0 | 1 | 4 | 4 | 2 | 1 | 9 |

| CUBA | W/S/L | IP | H | R | ER | BB | SO | WP | HB | BK | IBB | SH | SF | CI | 2B | 3B | HR | AB | BF | FO | GO | NP |
|----------|-------|-----|---|---|----|----|----|----|----|----|-----|----|----|----|----|----|----|----|----|----|----|-----|
| GONZALEZ | | 9.2 | 8 | 3 | 1 | 2 | 14 | 1 | 0 | 0 | 1 | 2 | 0 | 0 | 0 | 0 | 1 | 34 | 38 | 8 | 6 | 151 |
| GARCIA | W,1-0 | 0.1 | 0 | 0 | 0 | 0 | 0 | 0 | 0 | 0 | 0 | 0 | 0 | 0 | 0 | 0 | 0 | 1 | 1 | 0 | 1 | 2 |

Umpires – HP: Hayashi(JPN) 1B: E.Jerkovits(CAN) 2B: Yoon M-H(KOR) 3B: Li Weigeng(CHN) RL:Kikuchi(JPN) LL:Suzuki(JPN) Start: 17:59 Time: 3:17 Attendance: 4000
Weather: Fine Game notes: TC:Aso(JPN) SCORER:Numata(JPN) Kudoh(JPN)
RAMIREZ Noe faced 3 batters in the 9th. Game: 24

Teams' stats



CANADA

CAN

| Player | AVG | GP-GS | AB | R | H | 2B | 3B | HR | RBI | TB | SLG% | BB | HBP | SO | GDP | OB% | SF | SH | SB-ATT |
|-----------------------|-------|-------|----|---|----|----|----|----|-----|----|-------|----|-----|----|-----|-------|----|----|--------|
| MARSHALL Chad, CAN | 0.444 | 6-6 | 27 | 7 | 12 | 0 | 0 | 1 | 4 | 15 | 0.556 | 2 | 0 | 2 | 0 | 0.483 | 0 | 0 | 1-1 |
| ELLIS Mark, CAN | 0.444 | 6-6 | 18 | 6 | 8 | 2 | 0 | 0 | 6 | 10 | 0.556 | 6 | 3 | 3 | 0 | 0.607 | 1 | 0 | 0-0 |
| WALLANCE Greg, CAN | 0.368 | 5-5 | 19 | 4 | 7 | 0 | 2 | 0 | 8 | 11 | 0.579 | 2 | 2 | 5 | 0 | 0.478 | 0 | 2 | 2-2 |
| CARRUTHERS Blake, CAN | 0.364 | 5-5 | 22 | 7 | 8 | 3 | 1 | 0 | 2 | 13 | 0.591 | 1 | 1 | 5 | 0 | 0.417 | 0 | 0 | 0-1 |
| WELCH Dan, CAN | 0.333 | 5-5 | 21 | 3 | 7 | 2 | 0 | 1 | 3 | 12 | 0.571 | 0 | 0 | 5 | 0 | 0.333 | 0 | 0 | 0-0 |
| REGAN Garrett, CAN | 0.333 | 5-5 | 18 | 7 | 6 | 4 | 0 | 1 | 6 | 13 | 0.722 | 3 | 0 | 2 | 1 | 0.429 | 0 | 0 | 0-0 |
| BELL Carter, CAN | 0.300 | 6-6 | 20 | 7 | 6 | 0 | 1 | 1 | 5 | 11 | 0.550 | 2 | 1 | 5 | 0 | 0.391 | 0 | 0 | 1-1 |
| FLEMMING Ryan, CAN | 0.261 | 6-6 | 23 | 5 | 6 | 1 | 0 | 2 | 9 | 13 | 0.565 | 3 | 0 | 8 | 0 | 0.321 | 2 | 0 | 0-0 |
| ----- | | | | | | | | | | | | | | | | | | | |
| DENSEM Greg, CAN | 0.222 | 4-2 | 9 | 3 | 2 | 0 | 1 | 0 | 1 | 4 | 0.444 | 1 | 0 | 2 | 0 | 0.300 | 0 | 0 | 0-0 |
| DUNSMORE Aaron, CAN | 0.077 | 6-5 | 13 | 5 | 1 | 0 | 0 | 0 | 3 | 1 | 0.077 | 5 | 1 | 1 | 0 | 0.350 | 1 | 0 | 2-3 |
| LENDVOY Nic, CAN | 0.231 | 5-3 | 13 | 4 | 3 | 0 | 1 | 1 | 6 | 8 | 0.615 | 2 | 1 | 1 | 0 | 0.375 | 0 | 0 | 0-0 |


| Player | ERA | W-L | APP | GS | CG | SHO/CBO | SV | IP | H | R | ER | BB | SO | 2B | 3B | HR | AB | B/Avg | WP | HBP | BK |
|-------------------------|-------|-----|-----|----|----|---------|----|------|----|---|----|----|----|----|----|----|----|-------|----|-----|----|
| REYNOLDS Adam, CAN | 2.45 | 1-0 | 3 | 1 | 0 | 0/0 | 1 | 7.1 | 5 | 7 | 2 | 8 | 6 | 1 | 0 | 1 | 24 | 0.208 | 0 | 2 | 0 |
| KAYE Brandon, CAN | 3.00 | 1-0 | 2 | 1 | 0 | 0/1 | 0 | 6.0 | 4 | 2 | 2 | 2 | 6 | 0 | 0 | 0 | 18 | 0.222 | 0 | 2 | 0 |
| BROWN Eric, CAN | 3.38 | 1-1 | 2 | 2 | 0 | 0/0 | 0 | 8.0 | 5 | 4 | 3 | 3 | 5 | 2 | 0 | 0 | 25 | 0.200 | 1 | 0 | 0 |
| MCDONALD Sheldon, CAN | 5.40 | 1-0 | 2 | 2 | 0 | 0/0 | 0 | 10.0 | 10 | 7 | 6 | 1 | 7 | 3 | 0 | 2 | 40 | 0.250 | 0 | 0 | 0 |
| CASTILLO Luis, CAN | 5.62 | 0-0 | 2 | 0 | 0 | 0/0 | 0 | 8.0 | 6 | 7 | 5 | 6 | 8 | 2 | 0 | 0 | 31 | 0.194 | 1 | 0 | 0 |
| ----- | | | | | | | | | | | | | | | | | | | | | |
| KOTCHIE Kyle, CAN | 0.00 | 0-0 | 1 | 0 | 0 | 0/0 | 0 | 1.0 | 1 | 0 | 0 | 1 | 1 | 0 | 0 | 0 | 3 | 0.333 | 0 | 0 | 0 |
| HETHERINGTON Shawn, CAN | 3.00 | 0-0 | 3 | 0 | 0 | 0/0 | 0 | 3.0 | 4 | 1 | 1 | 2 | 5 | 0 | 0 | 0 | 12 | 0.333 | 0 | 1 | 0 |
| KING Taylor, CAN | 6.00 | 0-0 | 2 | 0 | 0 | 0/1 | 0 | 3.0 | 5 | 2 | 2 | 0 | 5 | 0 | 0 | 1 | 14 | 0.357 | 0 | 0 | 0 |
| WALKLING David, CAN | 13.50 | 0-1 | 2 | 0 | 0 | 0/0 | 0 | 2.2 | 5 | 4 | 4 | 1 | 2 | 1 | 0 | 1 | 11 | 0.455 | 0 | 0 | 0 |

| Player | C | PO | A | E | FLD% | DPs | SBA | CSB | SBA% | PB | CI |
|-------------------------|----|----|----|---|-------|-----|-----|-----|-------|----|----|
| REGAN Garrett, CAN | 44 | 44 | 0 | 0 | 1.000 | 4 | 0 | 0 | ---- | 0 | 0 |
| WELCH Dan, CAN | 26 | 23 | 3 | 0 | 1.000 | 0 | 3 | 0 | 1.000 | 2 | 0 |
| DENSEM Greg, CAN | 24 | 21 | 3 | 0 | 1.000 | 0 | 3 | 2 | 0.600 | 1 | 0 |
| ELLIS Mark, CAN | 19 | 6 | 13 | 0 | 1.000 | 1 | 0 | 0 | ---- | 0 | 0 |
| FLEMMING Ryan, CAN | 8 | 8 | 0 | 0 | 1.000 | 1 | 0 | 0 | ---- | 0 | 0 |
| WALLANCE Greg, CAN | 5 | 5 | 0 | 0 | 1.000 | 0 | 0 | 0 | ---- | 0 | 0 |
| KAYE Brandon, CAN | 3 | 1 | 2 | 0 | 1.000 | 0 | 3 | 0 | 1.000 | 0 | 0 |
| BROWN Eric, CAN | 2 | 0 | 2 | 0 | 1.000 | 0 | 1 | 0 | 1.000 | 0 | 0 |
| REYNOLDS Adam, CAN | 1 | 0 | 1 | 0 | 1.000 | 0 | 0 | 2 | 0.000 | 0 | 0 |
| LENDVOY Nic, CAN | 1 | 1 | 0 | 0 | 1.000 | 0 | 0 | 0 | ---- | 0 | 0 |
| MCDONALD Sheldon, CAN | 1 | 0 | 1 | 0 | 1.000 | 0 | 2 | 0 | 1.000 | 0 | 0 |
| MARSHALL Chad, CAN | 34 | 12 | 20 | 2 | 0.941 | 5 | 0 | 0 | ---- | 0 | 0 |
| CARRUTHERS Blake, CAN | 12 | 9 | 2 | 1 | 0.917 | 1 | 0 | 0 | ---- | 0 | 0 |
| BELL Carter, CAN | 31 | 11 | 17 | 3 | 0.903 | 4 | 0 | 0 | ---- | 0 | 0 |
| DUNSMORE Aaron, CAN | 6 | 5 | 0 | 1 | 0.833 | 0 | 0 | 0 | ---- | 0 | 0 |
| CASTILLO Luis, CAN | 2 | 1 | 0 | 1 | 0.500 | 0 | 0 | 0 | ---- | 0 | 0 |
| WALKLING David, CAN | 0 | 0 | 0 | 0 | 0.000 | 0 | 0 | 0 | ---- | 0 | 0 |
| KOTCHIE Kyle, CAN | 0 | 0 | 0 | 0 | 0.000 | 0 | 0 | 0 | ---- | 0 | 0 |
| KING Taylor, CAN | 0 | 0 | 0 | 0 | 0.000 | 0 | 0 | 0 | ---- | 0 | 0 |
| HETHERINGTON Shawn, CAN | 0 | 0 | 0 | 0 | 0.000 | 0 | 0 | 0 | ---- | 0 | 0 |

Hitting minimums - 1 Games 2.7 AB/Game 2.7 TPA/Game

Pitching minimums - 1 Games 0.8 IP/Game

Teams' stats



CHINA

CHN

| Player | AVG | GP-GS | AB | R | H | 2B | 3B | HR | RBI | TB | SLG% | BB | HBP | SO | GDP | OB% | SF | SH | SB-ATT |
|---------------------|-------|-------|----|---|---|----|----|----|-----|----|-------|----|-----|----|-----|-------|----|----|--------|
| XIA Zhengyan, CHN | 0.167 | 6-6 | 18 | 2 | 3 | 1 | 0 | 0 | 1 | 4 | 0.222 | 0 | 0 | 7 | 0 | 0.167 | 0 | 0 | 0-0 |
| LI Chao, CHN | 0.150 | 6-6 | 20 | 2 | 3 | 0 | 0 | 1 | 3 | 6 | 0.300 | 0 | 0 | 3 | 0 | 0.150 | 0 | 0 | 1-1 |
| DONG Chunhua, CHN | 0.118 | 6-6 | 17 | 2 | 2 | 0 | 0 | 0 | 1 | 2 | 0.118 | 2 | 0 | 4 | 0 | 0.211 | 0 | 0 | 1-1 |
| CHEN Xiang, CHN | 0.214 | 6-6 | 14 | 1 | 3 | 1 | 0 | 0 | 2 | 4 | 0.286 | 0 | 0 | 4 | 0 | 0.214 | 0 | 1 | 1-1 |
| CHENG Yu, CHN | 0.125 | 5-4 | 8 | 2 | 1 | 0 | 1 | 0 | 1 | 3 | 0.375 | 1 | 1 | 5 | 1 | 0.300 | 0 | 0 | 1-1 |
| DONG Shi, CHN | 0.000 | 1-0 | 0 | 0 | 0 | 0 | 0 | 0 | 0 | 0 | 0.000 | 0 | 0 | 0 | 0 | 0.000 | 0 | 1 | 0-0 |
| HAO Guochen, CHN | 0.167 | 4-4 | 12 | 0 | 2 | 0 | 0 | 0 | 1 | 2 | 0.167 | 0 | 0 | 3 | 0 | 0.154 | 1 | 0 | 0-0 |
| JIANG Longting, CHN | 0.091 | 5-5 | 11 | 0 | 1 | 1 | 0 | 0 | 2 | 2 | 0.182 | 1 | 0 | 6 | 0 | 0.154 | 1 | 0 | 0-0 |
| LU Yang, CHN | 0.182 | 5-4 | 11 | 2 | 2 | 0 | 0 | 0 | 1 | 2 | 0.182 | 1 | 1 | 2 | 0 | 0.286 | 1 | 0 | 1-1 |
| ZHANG Ji, CHN | 0.000 | 1-1 | 1 | 1 | 0 | 0 | 0 | 0 | 0 | 0 | 0.000 | 0 | 0 | 0 | 0 | 0.000 | 0 | 1 | 0-0 |
| ZHANG Qianbin, CHN | 0.188 | 6-6 | 16 | 1 | 3 | 0 | 0 | 0 | 2 | 3 | 0.188 | 1 | 0 | 7 | 1 | 0.222 | 1 | 0 | 0-0 |
| ZHANG Xiaochen, CHN | 0.313 | 6-6 | 16 | 4 | 5 | 0 | 1 | 1 | 1 | 10 | 0.625 | 2 | 0 | 3 | 0 | 0.389 | 0 | 0 | 1-1 |

| Player | ERA | W-L | APP | GS | CG | SHO/CBO | SV | IP | H | R | ER | BB | SO | 2B | 3B | HR | AB | B/Avg | WP | HBP | BK |
|------------------|-------|-----|-----|----|----|---------|----|------|----|----|----|----|----|----|----|----|----|-------|----|-----|----|
| DONG Shi, CHN | 13.89 | 1-1 | 4 | 2 | 1 | 1/0 | 0 | 11.2 | 24 | 18 | 18 | 6 | 10 | 7 | 2 | 1 | 56 | 0.429 | 2 | 5 | 0 |
| XIA Kangnan, CHN | 15.83 | 0-2 | 3 | 2 | 0 | 0/0 | 0 | 9.2 | 21 | 19 | 17 | 6 | 3 | 6 | 3 | 4 | 48 | 0.438 | 1 | 1 | 1 |
| HU Kaiyan, CHN | 17.55 | 0-0 | 3 | 0 | 0 | 0/0 | 0 | 6.2 | 14 | 13 | 13 | 7 | 2 | 3 | 0 | 3 | 33 | 0.424 | 1 | 0 | 1 |
| YAO Wang, CHN | 18.00 | 0-1 | 4 | 1 | 0 | 0/0 | 0 | 5.0 | 5 | 10 | 10 | 9 | 3 | 2 | 0 | 0 | 19 | 0.263 | 2 | 1 | 0 |
| YANG Zhen, CHN | 0.00 | 0-0 | 1 | 0 | 0 | 0/0 | 0 | 2.0 | 0 | 0 | 0 | 1 | 1 | 0 | 0 | 0 | 6 | 0.000 | 0 | 0 | 0 |
| ZHANG Jun, CHN | 18.00 | 0-1 | 1 | 1 | 0 | 0/0 | 0 | 4.0 | 8 | 11 | 8 | 5 | 0 | 0 | 0 | 2 | 21 | 0.381 | 0 | 0 | 1 |

| Player | C | PO | A | E | FLD% | DPs | SBA | CSB | SBA% | PB | CI |
|---------------------|----|----|----|---|-------|-----|-----|-----|-------|----|----|
| ZHANG Qianbin, CHN | 15 | 9 | 6 | 0 | 1.000 | 0 | 0 | 0 | --- | 0 | 0 |
| LI Chao, CHN | 14 | 5 | 9 | 0 | 1.000 | 0 | 0 | 0 | --- | 0 | 0 |
| CHEN Xiang, CHN | 13 | 13 | 0 | 0 | 1.000 | 0 | 0 | 0 | --- | 0 | 0 |
| XIA Zhengyan, CHN | 12 | 12 | 0 | 0 | 1.000 | 0 | 0 | 0 | --- | 0 | 0 |
| JIANG Longting, CHN | 8 | 8 | 0 | 0 | 1.000 | 0 | 0 | 0 | --- | 0 | 0 |
| LU Yang, CHN | 7 | 6 | 1 | 0 | 1.000 | 0 | 6 | 1 | 0.857 | 0 | 0 |
| DONG Shi, CHN | 4 | 2 | 2 | 0 | 1.000 | 0 | 0 | 1 | 0.000 | 0 | 0 |
| DONG Chunhua, CHN | 38 | 35 | 2 | 1 | 0.974 | 0 | 0 | 0 | --- | 0 | 0 |
| HAO Guochen, CHN | 23 | 16 | 5 | 2 | 0.913 | 0 | 4 | 4 | 0.500 | 0 | 0 |
| ZHANG Xiaochen, CHN | 32 | 11 | 18 | 3 | 0.906 | 0 | 0 | 0 | --- | 0 | 0 |
| XIA Kangnan, CHN | 3 | 0 | 2 | 1 | 0.667 | 0 | 2 | 3 | 0.400 | 0 | 0 |
| YAO Wang, CHN | 1 | 0 | 0 | 1 | 0.000 | 0 | 3 | 0 | 1.000 | 0 | 0 |
| YANG Zhen, CHN | 0 | 0 | 0 | 0 | 0.000 | 0 | 0 | 0 | --- | 0 | 0 |
| CHENG Yu, CHN | 0 | 0 | 0 | 0 | 0.000 | 0 | 0 | 0 | --- | 0 | 0 |
| ZHANG Jun, CHN | 0 | 0 | 0 | 0 | 0.000 | 0 | 4 | 0 | 1.000 | 0 | 0 |
| ZHANG Ji, CHN | 0 | 0 | 0 | 0 | 0.000 | 0 | 0 | 0 | --- | 0 | 0 |
| HU Kaiyan, CHN | 0 | 0 | 0 | 0 | 0.000 | 0 | 1 | 1 | 0.500 | 0 | 0 |

Hitting minimums - 1 Games 2.7 AB/Game 2.7 TPA/Game

Pitching minimums - 1 Games 0.8 IP/Game

Teams' stats



KOREA

KOR

| Player | AVG | GP-GS | AB | R | H | 2B | 3B | HR | RBI | TB | SLG% | BB | HBP | SO | GDP | OB% | SF | SH | SB-ATT |
|----------------------|-------|-------|----|---|---|----|----|----|-----|----|-------|----|-----|----|-----|-------|----|----|--------|
| KIM Yong Ho, KOR | 0.429 | 6-6 | 21 | 4 | 9 | 1 | 0 | 0 | 1 | 10 | 0.476 | 1 | 2 | 4 | 0 | 0.500 | 0 | 0 | 1-1 |
| KO Jong Wook, KOR | 0.318 | 6-6 | 22 | 4 | 7 | 1 | 1 | 0 | 0 | 10 | 0.455 | 3 | 0 | 6 | 0 | 0.400 | 0 | 0 | 3-5 |
| LEE Tae Gyun, KOR | 0.278 | 6-6 | 18 | 2 | 5 | 0 | 1 | 0 | 4 | 7 | 0.389 | 3 | 0 | 8 | 0 | 0.364 | 1 | 1 | 1-2 |
| YOON Yeo Woon, KOR | 0.263 | 6-4 | 19 | 2 | 5 | 0 | 1 | 0 | 3 | 7 | 0.368 | 0 | 0 | 8 | 0 | 0.263 | 0 | 0 | 0-0 |
| SEO Sang Woo, KOR | 0.211 | 6-6 | 19 | 2 | 4 | 1 | 0 | 0 | 2 | 5 | 0.263 | 3 | 0 | 3 | 1 | 0.318 | 0 | 1 | 0-0 |
| JUNG Youn Tae, KOR | 0.176 | 6-6 | 17 | 1 | 3 | 0 | 0 | 0 | 0 | 3 | 0.176 | 1 | 0 | 6 | 0 | 0.222 | 0 | 1 | 0-0 |
| SHIN Bon Ki, KOR | 0.250 | 6-6 | 16 | 3 | 4 | 1 | 0 | 0 | 5 | 5 | 0.313 | 3 | 2 | 3 | 0 | 0.429 | 0 | 1 | 0-0 |
| LEE Jing Wook, KOR | 0.250 | 3-1 | 4 | 0 | 1 | 0 | 0 | 0 | 0 | 1 | 0.250 | 0 | 0 | 2 | 0 | 0.250 | 0 | 0 | 0-0 |
| KU Bon Wook, KOR | 0.167 | 5-4 | 12 | 2 | 2 | 0 | 0 | 0 | 3 | 2 | 0.167 | 2 | 1 | 3 | 0 | 0.333 | 0 | 0 | 0-2 |
| PARK Jeong Geum, KOR | 0.125 | 6-5 | 16 | 1 | 2 | 1 | 0 | 0 | 2 | 3 | 0.188 | 1 | 0 | 9 | 0 | 0.176 | 0 | 2 | 1-1 |
| KO Young Woo, KOR | 0.000 | 3-1 | 6 | 0 | 0 | 0 | 0 | 0 | 0 | 0 | 0.000 | 0 | 0 | 4 | 0 | 0.000 | 0 | 0 | 0-0 |
| CHO Youn Joon, KOR | 0.000 | 3-2 | 2 | 0 | 0 | 0 | 0 | 0 | 0 | 0 | 0.000 | 0 | 1 | 1 | 0 | 0.333 | 0 | 0 | 0-0 |
| NO Jin Hyuk, KOR | 0.000 | 1-1 | 2 | 0 | 0 | 0 | 0 | 0 | 0 | 0 | 0.000 | 0 | 0 | 1 | 0 | 0.000 | 0 | 0 | 0-0 |
| PARK Tae Kyun, KOR | 0.000 | 2-0 | 1 | 0 | 0 | 0 | 0 | 0 | 0 | 0 | 0.000 | 1 | 0 | 0 | 0 | 0.500 | 0 | 0 | 0-0 |

| Player | ERA | W-L | APP | GS | CG | SHO/CBO | SV | IP | H | R | ER | BB | SO | 2B | 3B | HR | AB | B/Avg | WP | HBP | BK |
|----------------------|-------|-----|-----|----|----|---------|----|------|----|----|----|----|----|----|----|----|----|-------|----|-----|----|
| LIM Chi Young, KOR | 2.81 | 1-0 | 4 | 1 | 0 | 0/0 | 0 | 16.0 | 13 | 5 | 5 | 3 | 12 | 1 | 0 | 1 | 56 | 0.232 | 0 | 1 | 1 |
| YOON myung June, KOR | 7.56 | 0-1 | 3 | 1 | 0 | 0/0 | 0 | 8.1 | 12 | 8 | 7 | 5 | 3 | 3 | 0 | 0 | 34 | 0.353 | 0 | 1 | 0 |
| NA Sung Bum, KOR | 11.12 | 0-1 | 3 | 2 | 0 | 0/0 | 0 | 5.2 | 10 | 7 | 7 | 4 | 9 | 0 | 0 | 3 | 26 | 0.385 | 1 | 2 | 0 |
| NO Sung Ho, KOR | 17.05 | 0-2 | 3 | 2 | 0 | 0/0 | 0 | 6.1 | 15 | 13 | 12 | 5 | 0 | 4 | 2 | 2 | 31 | 0.484 | 2 | 1 | 0 |
| LEE Hee Sung, KOR | 0.00 | 0-0 | 2 | 0 | 0 | 0/0 | 0 | 2.0 | 2 | 0 | 0 | 1 | 2 | 0 | 0 | 0 | 8 | 0.250 | 0 | 0 | 0 |
| SHIN Jae Yung, KOR | 13.50 | 1-0 | 3 | 0 | 0 | 0/0 | 0 | 4.2 | 5 | 7 | 7 | 2 | 2 | 2 | 0 | 2 | 19 | 0.263 | 0 | 2 | 0 |
| LEE Kyung Woo, KOR | 27.00 | 0-0 | 2 | 0 | 0 | 0/0 | 0 | 3.0 | 7 | 10 | 9 | 3 | 2 | 0 | 0 | 2 | 16 | 0.438 | 0 | 0 | 0 |

| Player | C | PO | A | E | FLD% | DPs | SBA | CSB | SBA% | PB | CI |
|----------------------|----|----|----|---|-------|-----|-----|-----|-------|----|----|
| KIM Yong Ho, KOR | 53 | 50 | 3 | 0 | 1.000 | 4 | 0 | 0 | --- | 0 | 0 |
| LEE Tae Gyun, KOR | 14 | 13 | 1 | 0 | 1.000 | 0 | 0 | 0 | --- | 0 | 0 |
| PARK Jeong Geum, KOR | 10 | 10 | 0 | 0 | 1.000 | 0 | 0 | 0 | --- | 0 | 0 |
| KO Jong Wook, KOR | 9 | 9 | 0 | 0 | 1.000 | 0 | 0 | 0 | --- | 0 | 0 |
| LIM Chi Young, KOR | 4 | 0 | 4 | 0 | 1.000 | 0 | 0 | 1 | 0.000 | 0 | 0 |
| NO Sung Ho, KOR | 3 | 0 | 3 | 0 | 1.000 | 0 | 0 | 1 | 0.000 | 0 | 0 |
| YOON myung June, KOR | 3 | 1 | 2 | 0 | 1.000 | 0 | 1 | 0 | 1.000 | 0 | 0 |
| CHO Youn Joon, KOR | 2 | 2 | 0 | 0 | 1.000 | 0 | 0 | 0 | --- | 0 | 0 |
| NA Sung Bum, KOR | 2 | 0 | 2 | 0 | 1.000 | 0 | 0 | 0 | --- | 0 | 0 |
| NO Jin Hyuk, KOR | 1 | 0 | 1 | 0 | 1.000 | 0 | 0 | 0 | --- | 0 | 0 |
| LEE Jing Wook, KOR | 1 | 1 | 0 | 0 | 1.000 | 0 | 0 | 0 | --- | 0 | 0 |
| YOON Yeo Woon, KOR | 30 | 29 | 0 | 1 | 0.967 | 0 | 3 | 0 | 1.000 | 1 | 0 |
| JUNG Youn Tae, KOR | 23 | 7 | 15 | 1 | 0.957 | 4 | 0 | 0 | --- | 0 | 0 |
| SHIN Bon Ki, KOR | 28 | 11 | 15 | 2 | 0.929 | 4 | 0 | 0 | --- | 0 | 0 |
| KU Bon Wook, KOR | 10 | 4 | 5 | 1 | 0.900 | 0 | 0 | 0 | --- | 0 | 0 |
| KO Young Woo, KOR | 3 | 1 | 1 | 1 | 0.667 | 0 | 0 | 0 | --- | 0 | 0 |
| SHIN Jae Yung, KOR | 0 | 0 | 0 | 0 | 0.000 | 0 | 1 | 0 | 1.000 | 0 | 0 |
| PARK Tae Kyun, KOR | 0 | 0 | 0 | 0 | 0.000 | 0 | 0 | 0 | --- | 0 | 0 |
| SEO Sang Woo, KOR | 0 | 0 | 0 | 0 | 0.000 | 0 | 0 | 0 | --- | 0 | 0 |
| LEE Hee Sung, KOR | 0 | 0 | 0 | 0 | 0.000 | 0 | 0 | 0 | --- | 0 | 0 |
| LEE Kyung Woo, KOR | 0 | 0 | 0 | 0 | 0.000 | 0 | 1 | 0 | 1.000 | 0 | 0 |

Hitting minimums - 1 Games 2.7 AB/Game 2.7 TPA/Game

Pitching minimums - 1 Games 0.8 IP/Game

Teams' stats



CUBA

CUB

| Player | AVG | GP-GS | AB | R | H | 2B | 3B | HR | RBI | TB | SLG% | BB | HBP | SO | GDP | OB% | SF | SH | SB-ATT |
|--------------------------|-------|-------|----|----|----|----|----|----|-----|----|-------|----|-----|----|-----|-------|----|----|--------|
| ABREU C Jose D, CUB | 0.556 | 6-6 | 18 | 9 | 10 | 1 | 1 | 4 | 12 | 25 | 1.389 | 2 | 1 | 3 | 0 | 0.619 | 0 | 0 | 0-0 |
| DESPAIGNE R Alfredo, CUB | 0.542 | 6-6 | 24 | 12 | 13 | 3 | 0 | 4 | 12 | 28 | 1.167 | 3 | 1 | 2 | 1 | 0.607 | 0 | 0 | 0-0 |
| CESPEDES M Yoennis, CUB | 0.500 | 6-6 | 22 | 12 | 11 | 2 | 0 | 4 | 14 | 25 | 1.136 | 1 | 1 | 2 | 0 | 0.500 | 2 | 0 | 0-0 |
| MOREJON Frank C, CUB | 0.500 | 6-6 | 18 | 3 | 9 | 2 | 1 | 0 | 5 | 13 | 0.722 | 1 | 2 | 2 | 0 | 0.571 | 0 | 0 | 1-1 |
| MARTIN T Leonis, CUB | 0.450 | 6-6 | 20 | 14 | 9 | 2 | 0 | 0 | 2 | 11 | 0.550 | 8 | 2 | 2 | 1 | 0.633 | 0 | 0 | 4-6 |
| DIAZ S Aledmis, CUB | 0.450 | 6-6 | 20 | 3 | 9 | 0 | 0 | 1 | 8 | 12 | 0.600 | 0 | 0 | 0 | 0 | 0.391 | 3 | 0 | 0-0 |
| BORROTO J Yorbis, CUB | 0.429 | 6-6 | 21 | 4 | 9 | 2 | 0 | 1 | 5 | 14 | 0.667 | 0 | 1 | 2 | 0 | 0.455 | 0 | 0 | 0-1 |
| CERCE M Yoilan, CUB | 0.364 | 6-6 | 22 | 7 | 8 | 1 | 1 | 0 | 2 | 11 | 0.500 | 3 | 1 | 2 | 1 | 0.462 | 0 | 2 | 0-0 |
| OLIVERA A Hector, CUB | 0.360 | 6-6 | 25 | 8 | 9 | 2 | 0 | 1 | 9 | 14 | 0.560 | 2 | 1 | 1 | 0 | 0.414 | 1 | 0 | 0-0 |
| URRUTIA R Henry, CUB | 1.000 | 2-0 | 2 | 1 | 2 | 0 | 0 | 0 | 1 | 2 | 1.000 | 1 | 0 | 0 | 0 | 1.000 | 0 | 0 | 0-0 |
| LUNAR A Ramon, CUB | 0.667 | 3-0 | 3 | 1 | 2 | 1 | 0 | 0 | 1 | 3 | 1.000 | 0 | 0 | 0 | 0 | 0.667 | 0 | 0 | 0-0 |
| ALBERRO S Yaismel, CUB | 0.000 | 2-0 | 2 | 0 | 0 | 0 | 0 | 0 | 0 | 0 | 0.000 | 0 | 0 | 0 | 0 | 0.000 | 0 | 0 | 0-0 |
| ALARCON T Yosvani, CUB | 0.000 | 1-0 | 0 | 0 | 0 | 0 | 0 | 0 | 1 | 0 | 0.000 | 0 | 0 | 0 | 0 | 0.000 | 1 | 0 | 0-0 |

| Player | ERA | W-L | APP | GS | CG | SHO/CBO | SV | IP | H | R | ER | BB | SO | 2B | 3B | HR | AB | B/Avg | WP | HBP | BK |
|--------------------------|-------|-----|-----|----|----|---------|----|------|----|---|----|----|----|----|----|----|----|-------|----|-----|----|
| HINOJOSA H Dalier, CUB | 0.00 | 1-0 | 2 | 1 | 1 | 1/0 | 0 | 7.0 | 0 | 0 | 0 | 2 | 16 | 0 | 0 | 0 | 21 | 0.000 | 0 | 0 | 0 |
| GONZALEZ P Miguel A, CUB | 0.71 | 0-0 | 2 | 1 | 0 | 0/0 | 0 | 12.2 | 12 | 6 | 1 | 3 | 18 | 1 | 0 | 1 | 48 | 0.250 | 1 | 0 | 0 |
| PEDROSO G Yadier, CUB | 0.71 | 2-0 | 2 | 2 | 1 | 1/0 | 0 | 12.2 | 8 | 1 | 1 | 1 | 14 | 0 | 1 | 0 | 46 | 0.174 | 0 | 0 | 0 |
| SANCHEZ C Arleys, CUB | 0.00 | 1-0 | 1 | 0 | 0 | 0/0 | 0 | 4.1 | 2 | 0 | 0 | 1 | 4 | 2 | 0 | 0 | 15 | 0.133 | 0 | 0 | 0 |
| DESPAIGNE O O, CUB | 0.00 | 0-0 | 1 | 1 | 0 | 0/1 | 0 | 2.0 | 2 | 0 | 0 | 0 | 3 | 0 | 0 | 0 | 8 | 0.250 | 0 | 0 | 0 |
| GARCIA E Vladimir, CUB | 0.00 | 1-0 | 2 | 0 | 0 | 0/1 | 0 | 1.1 | 1 | 0 | 0 | 0 | 1 | 0 | 0 | 0 | 5 | 0.200 | 0 | 0 | 0 |
| RIVERO L Armando, CUB | 0.00 | 1-0 | 1 | 0 | 0 | 0/1 | 0 | 1.0 | 0 | 0 | 0 | 0 | 2 | 0 | 0 | 0 | 3 | 0.000 | 0 | 0 | 0 |
| RODRIGUEZ M A, CUB | 0.00 | 0-0 | 1 | 0 | 0 | 0/1 | 0 | 1.0 | 0 | 0 | 0 | 0 | 1 | 0 | 0 | 0 | 3 | 0.000 | 0 | 0 | 0 |
| JIMENEZ S Ismel, CUB | 18.00 | 0-0 | 2 | 1 | 0 | 0/0 | 0 | 2.0 | 6 | 4 | 4 | 0 | 2 | 0 | 0 | 1 | 10 | 0.600 | 0 | 0 | 0 |

| Player | C | PO | A | E | FLD% | DPs | SBA | CSB | SBA% | PB | CI |
|--------------------------|----|----|----|---|-------|-----|-----|-----|-------|----|----|
| MOREJON Frank C, CUB | 51 | 48 | 3 | 0 | 1.000 | 0 | 5 | 1 | 0.833 | 0 | 0 |
| ABREU C Jose D, CUB | 32 | 32 | 0 | 0 | 1.000 | 0 | 0 | 0 | --- | 0 | 0 |
| CERCE M Yoilan, CUB | 16 | 5 | 11 | 0 | 1.000 | 0 | 0 | 0 | --- | 0 | 0 |
| ALBERRO S Yaismel, CUB | 11 | 11 | 0 | 0 | 1.000 | 0 | 0 | 0 | --- | 0 | 0 |
| DESPAIGNE R Alfredo, CUB | 9 | 9 | 0 | 0 | 1.000 | 0 | 0 | 0 | --- | 0 | 0 |
| MARTIN T Leonis, CUB | 8 | 8 | 0 | 0 | 1.000 | 0 | 0 | 0 | --- | 0 | 0 |
| CESPEDES M Yoennis, CUB | 5 | 5 | 0 | 0 | 1.000 | 0 | 0 | 0 | --- | 0 | 0 |
| URRUTIA R Henry, CUB | 4 | 4 | 0 | 0 | 1.000 | 0 | 0 | 0 | --- | 0 | 0 |
| GONZALEZ P Miguel A, CUB | 3 | 0 | 3 | 0 | 1.000 | 0 | 2 | 1 | 0.667 | 0 | 0 |
| ALARCON T Yosvani, CUB | 3 | 3 | 0 | 0 | 1.000 | 0 | 0 | 0 | --- | 0 | 0 |
| SANCHEZ C Arleys, CUB | 2 | 0 | 2 | 0 | 1.000 | 0 | 0 | 0 | --- | 0 | 0 |
| LUNAR A Ramon, CUB | 2 | 1 | 1 | 0 | 1.000 | 0 | 0 | 0 | --- | 0 | 0 |
| PEDROSO G Yadier, CUB | 2 | 0 | 2 | 0 | 1.000 | 0 | 3 | 0 | 1.000 | 0 | 0 |
| DESPAIGNE O O, CUB | 2 | 0 | 2 | 0 | 1.000 | 0 | 0 | 0 | --- | 0 | 0 |
| RODRIGUEZ M A, CUB | 1 | 0 | 1 | 0 | 1.000 | 0 | 0 | 0 | --- | 0 | 0 |
| RIVERO L Armando, CUB | 1 | 0 | 1 | 0 | 1.000 | 0 | 0 | 0 | --- | 0 | 0 |
| JIMENEZ S Ismel, CUB | 1 | 0 | 1 | 0 | 1.000 | 0 | 0 | 0 | --- | 0 | 0 |
| HINOJOSA H Dalier, CUB | 1 | 0 | 1 | 0 | 1.000 | 0 | 0 | 0 | --- | 0 | 0 |
| BORROTO J Yorbis, CUB | 12 | 4 | 7 | 1 | 0.917 | 0 | 0 | 0 | --- | 0 | 0 |
| DIAZ S Aledmis, CUB | 10 | 2 | 7 | 1 | 0.900 | 0 | 0 | 0 | --- | 0 | 0 |
| GARCIA E Vladimir, CUB | 0 | 0 | 0 | 0 | 0.000 | 0 | 0 | 0 | --- | 0 | 0 |
| OLIVERA A Hector, CUB | 0 | 0 | 0 | 0 | 0.000 | 0 | 0 | 0 | --- | 0 | 0 |

Hitting minimums - 1 Games 2.7 AB/Game 2.7 TPA/Game

Pitching minimums - 1 Games 0.8 IP/Game

Teams' stats



UNITED STATES OF AMERICA

USA

| Player | AVG | GP-GS | AB | R | H | 2B | 3B | HR | RBI | TB | SLG% | BB | HBP | SO | GDP | OB% | SF | SH | SB-ATT |
|------------------------|-------|-------|----|---|----|----|----|----|-----|----|-------|----|-----|----|-----|-------|----|----|--------|
| WRIGHT Ryan, USA | 0.458 | 6-6 | 24 | 8 | 11 | 2 | 0 | 1 | 6 | 16 | 0.667 | 1 | 1 | 4 | 0 | 0.500 | 0 | 0 | 2-2 |
| MAHTOOK Mikie, USA | 0.444 | 6-6 | 18 | 7 | 8 | 1 | 1 | 1 | 6 | 14 | 0.778 | 2 | 0 | 2 | 0 | 0.500 | 0 | 0 | 4-4 |
| RAMIREZ Nick, USA | 0.375 | 6-6 | 24 | 4 | 9 | 0 | 0 | 1 | 7 | 12 | 0.500 | 3 | 1 | 5 | 0 | 0.464 | 0 | 0 | 0-0 |
| MAGGI Drew, USA | 0.350 | 6-6 | 20 | 6 | 7 | 2 | 0 | 1 | 5 | 12 | 0.600 | 2 | 0 | 4 | 0 | 0.409 | 0 | 2 | 3-3 |
| ESPOSITO Jason, USA | 0.300 | 6-6 | 20 | 3 | 6 | 2 | 0 | 1 | 5 | 11 | 0.550 | 0 | 4 | 5 | 0 | 0.417 | 0 | 0 | 1-1 |
| SPRINGER George, USA | 0.259 | 6-6 | 27 | 7 | 7 | 3 | 0 | 2 | 7 | 16 | 0.593 | 1 | 0 | 5 | 0 | 0.286 | 0 | 0 | 1-2 |
| BRADLEY Jackie Jr, USA | 0.190 | 6-6 | 21 | 4 | 4 | 0 | 0 | 1 | 4 | 7 | 0.333 | 4 | 0 | 4 | 0 | 0.308 | 1 | 1 | 0-0 |
| FONTANA Nolan, USA | 0.167 | 6-5 | 18 | 4 | 3 | 1 | 0 | 0 | 1 | 4 | 0.222 | 2 | 1 | 5 | 0 | 0.286 | 0 | 0 | 1-1 |

| | | | | | | | | | | | | | | | | | | | |
|----------------------|-------|-----|----|---|---|---|---|---|---|---|-------|---|---|---|---|-------|---|---|-----|
| MILLER Brad, USA | 0.500 | 3-1 | 6 | 3 | 3 | 1 | 0 | 0 | 3 | 4 | 0.667 | 2 | 0 | 1 | 0 | 0.625 | 0 | 0 | 0-0 |
| DICKERSON Alex, USA | 0.250 | 3-0 | 4 | 0 | 1 | 0 | 0 | 0 | 0 | 1 | 0.250 | 0 | 0 | 1 | 0 | 0.250 | 0 | 0 | 0-0 |
| O'BRIEN Peter, USA | 0.167 | 5-4 | 12 | 3 | 2 | 1 | 0 | 0 | 1 | 3 | 0.250 | 1 | 1 | 3 | 0 | 0.267 | 1 | 0 | 0-0 |
| RODRIGUEZ Steve, USA | 0.000 | 2-2 | 4 | 0 | 0 | 0 | 0 | 0 | 0 | 0 | 0.000 | 2 | 0 | 0 | 0 | 0.333 | 0 | 0 | 0-0 |
| JOHNSON Brian, USA | 0.000 | 1-0 | 1 | 0 | 0 | 0 | 0 | 0 | 0 | 0 | 0.000 | 0 | 0 | 0 | 0 | 0.000 | 0 | 0 | 0-0 |

| Player | ERA | W-L | APP | GS | CG | SHO/CBO | SV | IP | H | R | ER | BB | SO | 2B | 3B | HR | AB | B/Avg | WP | HBP | BK |
|---------------------|------|-----|-----|----|----|---------|----|------|----|---|----|----|----|----|----|----|----|-------|----|-----|----|
| BARNES Matt, USA | 0.00 | 1-0 | 1 | 1 | 0 | 0/0 | 0 | 7.0 | 3 | 0 | 0 | 1 | 8 | 0 | 0 | 0 | 23 | 0.130 | 0 | 1 | 0 |
| ANDERSON Tyler, USA | 0.00 | 1-0 | 1 | 1 | 0 | 0/1 | 0 | 5.0 | 2 | 0 | 0 | 0 | 6 | 0 | 0 | 0 | 16 | 0.125 | 0 | 0 | 0 |
| COLE Gerrit, USA | 0.69 | 0-0 | 2 | 2 | 0 | 0/0 | 0 | 13.0 | 16 | 2 | 1 | 1 | 10 | 3 | 0 | 0 | 50 | 0.320 | 1 | 1 | 0 |
| GRAY Sonny, USA | 0.75 | 2-0 | 2 | 2 | 1 | 1/0 | 0 | 12.0 | 4 | 2 | 1 | 2 | 20 | 1 | 0 | 0 | 40 | 0.100 | 0 | 0 | 0 |

| | | | | | | | | | | | | | | | | | | | | | |
|---------------------|-------|-----|---|---|---|-----|---|-----|---|---|---|---|---|---|---|---|----|-------|---|---|---|
| JOHNSON Brian, USA | 0.00 | 1-0 | 1 | 0 | 0 | 0/0 | 0 | 3.0 | 4 | 1 | 0 | 0 | 5 | 0 | 0 | 0 | 12 | 0.333 | 0 | 0 | 0 |
| WINKLER Kyle, USA | 0.00 | 0-0 | 1 | 0 | 0 | 0/1 | 0 | 2.0 | 1 | 0 | 0 | 0 | 4 | 0 | 0 | 0 | 7 | 0.143 | 0 | 0 | 0 |
| RAMIREZ Nick, USA | 3.38 | 0-1 | 2 | 0 | 0 | 0/0 | 0 | 2.2 | 1 | 3 | 1 | 0 | 2 | 0 | 0 | 1 | 8 | 0.125 | 0 | 0 | 0 |
| RAMIREZ Noe, USA | 6.75 | 0-0 | 3 | 0 | 0 | 0/0 | 1 | 4.0 | 6 | 3 | 3 | 2 | 4 | 2 | 0 | 1 | 16 | 0.375 | 0 | 1 | 0 |
| MCGOUGH Scott, USA | 9.00 | 0-0 | 1 | 0 | 0 | 0/0 | 0 | 1.0 | 2 | 2 | 1 | 1 | 0 | 1 | 0 | 0 | 5 | 0.400 | 0 | 0 | 0 |
| GILMARTIN Sean, USA | 13.50 | 0-0 | 1 | 0 | 0 | 0/0 | 0 | 0.2 | 2 | 1 | 1 | 2 | 0 | 1 | 0 | 0 | 4 | 0.500 | 0 | 0 | 0 |

| Player | C | PO | A | E | FLD% | DPs | SBA | CSB | SBA% | PB | CI |
|------------------------|----|----|----|---|-------|-----|-----|-----|-------|----|----|
| MAGGI Drew, USA | 24 | 7 | 17 | 0 | 1.000 | 1 | 0 | 0 | --- | 0 | 0 |
| ESPOSITO Jason, USA | 19 | 3 | 16 | 0 | 1.000 | 0 | 0 | 0 | --- | 0 | 0 |
| FONTANA Nolan, USA | 16 | 5 | 11 | 0 | 1.000 | 2 | 0 | 0 | --- | 0 | 0 |
| RODRIGUEZ Steve, USA | 13 | 12 | 1 | 0 | 1.000 | 0 | 0 | 1 | 0.000 | 0 | 0 |
| SPRINGER George, USA | 7 | 5 | 2 | 0 | 1.000 | 0 | 0 | 0 | --- | 0 | 0 |
| BRADLEY Jackie Jr, USA | 7 | 7 | 0 | 0 | 1.000 | 0 | 0 | 0 | --- | 0 | 0 |
| MAHTOOK Mikie, USA | 4 | 4 | 0 | 0 | 1.000 | 0 | 0 | 0 | --- | 0 | 0 |
| COLE Gerrit, USA | 2 | 0 | 2 | 0 | 1.000 | 0 | 0 | 1 | 0.000 | 0 | 0 |
| MILLER Brad, USA | 2 | 1 | 1 | 0 | 1.000 | 0 | 0 | 0 | --- | 0 | 0 |
| RAMIREZ Noe, USA | 2 | 1 | 1 | 0 | 1.000 | 0 | 1 | 0 | 1.000 | 0 | 0 |
| GRAY Sonny, USA | 1 | 0 | 1 | 0 | 1.000 | 0 | 3 | 0 | 1.000 | 0 | 0 |
| JOHNSON Brian, USA | 1 | 0 | 1 | 0 | 1.000 | 0 | 0 | 0 | --- | 0 | 0 |
| BARNES Matt, USA | 1 | 0 | 1 | 0 | 1.000 | 0 | 0 | 0 | --- | 0 | 0 |
| ANDERSON Tyler, USA | 1 | 0 | 1 | 0 | 1.000 | 0 | 0 | 0 | --- | 0 | 0 |
| O'BRIEN Peter, USA | 53 | 50 | 2 | 1 | 0.981 | 1 | 5 | 0 | 1.000 | 4 | 0 |
| RAMIREZ Nick, USA | 49 | 46 | 2 | 1 | 0.980 | 3 | 0 | 0 | --- | 0 | 0 |
| WRIGHT Ryan, USA | 11 | 10 | 0 | 1 | 0.909 | 1 | 0 | 0 | --- | 0 | 0 |
| MCGOUGH Scott, USA | 1 | 0 | 0 | 1 | 0.000 | 0 | 0 | 0 | --- | 0 | 0 |
| WINKLER Kyle, USA | 0 | 0 | 0 | 0 | 0.000 | 0 | 1 | 0 | 1.000 | 0 | 0 |
| GILMARTIN Sean, USA | 0 | 0 | 0 | 0 | 0.000 | 0 | 0 | 0 | --- | 0 | 0 |
| DICKERSON Alex, USA | 0 | 0 | 0 | 0 | 0.000 | 0 | 0 | 0 | --- | 0 | 0 |

Hitting minimums - 1 Games 2.7 AB/Game 2.7 TPA/Game

Pitching minimums - 1 Games 0.8 IP/Game

Teams' stats



SRI LANKA

SRI

| Player | AVG | GP-GS | AB | R | H | 2B | 3B | HR | RBI | TB | SLG% | BB | HBP | SO | GDP | OB% | SF | SH | SB-ATT |
|--------------------------|-------|-------|----|---|---|----|----|----|-----|----|-------|----|-----|----|-----|-------|----|----|--------|
| ASANKA S Henegedara, SRI | 0.000 | 4-4 | 7 | 0 | 0 | 0 | 0 | 0 | 0 | 0 | 0.000 | 0 | 0 | 2 | 0 | 0.000 | 0 | 0 | 0-0 |
| BHANUKA RSSA, SRI | 0.083 | 6-6 | 12 | 0 | 1 | 0 | 0 | 0 | 0 | 1 | 0.083 | 2 | 0 | 5 | 0 | 0.214 | 0 | 0 | 1-2 |
| DON ID Nanayakkara, SRI | 0.000 | 3-1 | 2 | 0 | 0 | 0 | 0 | 0 | 0 | 0 | 0.000 | 0 | 1 | 2 | 0 | 0.333 | 0 | 0 | 0-0 |
| GAYAN MKPG, SRI | 0.000 | 3-2 | 4 | 0 | 0 | 0 | 0 | 0 | 0 | 0 | 0.000 | 0 | 0 | 4 | 0 | 0.000 | 0 | 0 | 0-0 |
| GAYAN S T A, SRI | 0.000 | 2-0 | 1 | 0 | 0 | 0 | 0 | 0 | 0 | 0 | 0.000 | 0 | 0 | 1 | 0 | 0.000 | 0 | 0 | 0-0 |
| HITHTHATIYA LDRD, SRI | 0.000 | 5-1 | 2 | 0 | 0 | 0 | 0 | 0 | 0 | 0 | 0.000 | 1 | 0 | 2 | 0 | 0.333 | 0 | 0 | 0-0 |
| INDIKA W, SRI | 0.333 | 3-2 | 3 | 0 | 1 | 0 | 0 | 0 | 0 | 1 | 0.333 | 1 | 1 | 1 | 0 | 0.600 | 0 | 0 | 0-0 |
| JEEWAKA C P N H, SRI | 0.000 | 5-4 | 9 | 0 | 0 | 0 | 0 | 0 | 0 | 0 | 0.000 | 1 | 0 | 5 | 0 | 0.100 | 0 | 0 | 0-0 |
| LASANTHA SMUMUM, SRI | 0.000 | 6-6 | 13 | 0 | 0 | 0 | 0 | 0 | 0 | 0 | 0.000 | 1 | 0 | 12 | 0 | 0.071 | 0 | 0 | 3-3 |
| NERANJAN BIIImiyaM, SRI | 0.000 | 6-6 | 10 | 0 | 0 | 0 | 0 | 0 | 0 | 0 | 0.000 | 0 | 1 | 5 | 0 | 0.091 | 0 | 0 | 0-0 |
| NIROSHAN SGPGP, SRI | 0.133 | 6-6 | 15 | 0 | 2 | 1 | 0 | 0 | 0 | 3 | 0.200 | 0 | 0 | 8 | 0 | 0.133 | 0 | 0 | 0-0 |
| PRASAD ALTA, SRI | 0.000 | 1-0 | 1 | 0 | 0 | 0 | 0 | 0 | 0 | 0 | 0.000 | 0 | 0 | 1 | 0 | 0.000 | 0 | 0 | 0-0 |
| SAHAN LKGG, SRI | 0.000 | 6-6 | 8 | 0 | 0 | 0 | 0 | 0 | 0 | 0 | 0.000 | 1 | 0 | 3 | 0 | 0.111 | 0 | 0 | 0-0 |
| SAMARASINGHEGE RBS, SRI | 0.250 | 4-0 | 4 | 0 | 1 | 0 | 0 | 0 | 0 | 1 | 0.250 | 0 | 0 | 3 | 0 | 0.250 | 0 | 0 | 0-0 |
| THEEKSHANA UG, SRI | 0.200 | 4-4 | 5 | 0 | 1 | 0 | 0 | 0 | 0 | 1 | 0.200 | 0 | 0 | 2 | 0 | 0.200 | 0 | 1 | 0-0 |
| WITHANAGE DTD, SRI | 0.267 | 6-6 | 15 | 0 | 4 | 1 | 0 | 0 | 0 | 5 | 0.333 | 0 | 0 | 4 | 0 | 0.267 | 0 | 0 | 0-2 |

| Player | ERA | W-L | APP | GS | CG | SHO/CBO | SV | IP | H | R | ER | BB | SO | 2B | 3B | HR | AB | B/Avg | WP | HBP | BK |
|-------------------------|-------|-----|-----|----|----|---------|----|------|----|----|----|----|----|----|----|----|----|-------|----|-----|----|
| PRASAD ALTA, SRI | 10.32 | 0-1 | 4 | 1 | 0 | 0/0 | 0 | 11.1 | 15 | 14 | 13 | 4 | 2 | 3 | 3 | 4 | 45 | 0.333 | 0 | 3 | 1 |
| NERANJAN BIIImiyaM, SRI | 33.23 | 0-3 | 3 | 3 | 0 | 0/0 | 0 | 8.2 | 32 | 35 | 32 | 5 | 2 | 9 | 3 | 2 | 57 | 0.561 | 0 | 6 | 1 |

| | | | | | | | | | | | | | | | | | | | | | |
|--------------------------|-------|-----|---|---|---|-----|---|-----|----|----|----|---|---|---|---|---|----|-------|---|---|---|
| SAHAN LKGG, SRI | 9.64 | 0-1 | 3 | 1 | 0 | 0/0 | 0 | 4.2 | 13 | 15 | 5 | 6 | 0 | 3 | 0 | 1 | 31 | 0.419 | 0 | 0 | 0 |
| RAJITHA PHewa D, SRI | 30.86 | 0-0 | 4 | 0 | 0 | 0/0 | 0 | 4.2 | 17 | 18 | 16 | 5 | 1 | 3 | 4 | 0 | 29 | 0.586 | 3 | 5 | 0 |
| ASANKA S Henegedara, SRI | 49.50 | 0-1 | 1 | 1 | 0 | 0/0 | 0 | 2.0 | 11 | 12 | 11 | 1 | 0 | 2 | 1 | 0 | 18 | 0.611 | 0 | 1 | 0 |

| Player | C | PO | A | E | FLD% | DPs | SBA | CSB | SBA% | PB | CI |
|--------------------------|----|----|----|---|-------|-----|-----|-----|-------|----|----|
| NIROSHAN SGPGP, SRI | 31 | 29 | 2 | 0 | 1.000 | 0 | 0 | 0 | --- | 0 | 0 |
| JEEWAKA C P N H, SRI | 8 | 8 | 0 | 0 | 1.000 | 0 | 0 | 0 | --- | 0 | 0 |
| THEEKSHANA UG, SRI | 6 | 3 | 3 | 0 | 1.000 | 0 | 0 | 0 | --- | 0 | 0 |
| BHANUKA RSSA, SRI | 5 | 5 | 0 | 0 | 1.000 | 0 | 12 | 0 | 1.000 | 4 | 0 |
| PRASAD ALTA, SRI | 3 | 0 | 3 | 0 | 1.000 | 0 | 3 | 2 | 0.600 | 0 | 0 |
| HITHTHATIYA LDRD, SRI | 3 | 1 | 2 | 0 | 1.000 | 0 | 0 | 0 | --- | 0 | 0 |
| LASANTHA SMUMUM, SRI | 26 | 14 | 11 | 1 | 0.962 | 0 | 0 | 0 | --- | 0 | 0 |
| WITHANAGE DTD, SRI | 15 | 13 | 0 | 2 | 0.867 | 0 | 0 | 0 | --- | 0 | 0 |
| NERANJAN BIIImiyaM, SRI | 6 | 4 | 1 | 1 | 0.833 | 0 | 7 | 0 | 1.000 | 0 | 0 |
| INDIKA W, SRI | 10 | 2 | 6 | 2 | 0.800 | 0 | 0 | 0 | --- | 0 | 0 |
| GAYAN MKPG, SRI | 5 | 4 | 0 | 1 | 0.800 | 0 | 0 | 0 | --- | 0 | 0 |
| DON ID Nanayakkara, SRI | 4 | 2 | 1 | 1 | 0.750 | 0 | 0 | 0 | --- | 0 | 0 |
| SAHAN LKGG, SRI | 10 | 7 | 0 | 3 | 0.700 | 0 | 1 | 0 | 1.000 | 0 | 0 |
| ASANKA S Henegedara, SRI | 5 | 2 | 1 | 2 | 0.600 | 0 | 1 | 0 | 1.000 | 0 | 0 |
| GAYAN S T A, SRI | 0 | 0 | 0 | 0 | 0.000 | 0 | 0 | 0 | --- | 0 | 0 |
| SAMARASINGHEGE RBS, SRI | 0 | 0 | 0 | 0 | 0.000 | 0 | 0 | 0 | --- | 0 | 0 |
| RAJITHA PHewa D, SRI | 0 | 0 | 0 | 0 | 0.000 | 0 | 0 | 0 | --- | 0 | 0 |

Hitting minimums - 1 Games 2.7 AB/Game 2.7 TPA/Game

Pitching minimums - 1 Games 0.8 IP/Game

Teams' stats



CHINESE TAIPEI

TPE

| Player | AVG | GP-GS | AB | R | H | 2B | 3B | HR | RBI | TB | SLG% | BB | HBP | SO | GDP | OB% | SF | SH | SB-ATT |
|-----------------------|-------|-------|----|---|----|----|----|----|-----|----|-------|----|-----|----|-----|-------|----|----|--------|
| CHEN Wei Chih, TPE | 0.524 | 6-6 | 21 | 5 | 11 | 3 | 0 | 1 | 7 | 17 | 0.810 | 0 | 2 | 2 | 0 | 0.565 | 0 | 0 | 0-0 |
| LAN Yin Lun, TPE | 0.455 | 6-6 | 22 | 8 | 10 | 2 | 0 | 0 | 6 | 12 | 0.545 | 1 | 0 | 3 | 0 | 0.478 | 0 | 2 | 0-0 |
| HUANG Chih Pei, TPE | 0.444 | 6-6 | 27 | 9 | 12 | 2 | 1 | 2 | 11 | 22 | 0.815 | 1 | 0 | 8 | 0 | 0.464 | 0 | 0 | 1-1 |
| LIN Wei Ting, TPE | 0.333 | 5-4 | 18 | 3 | 6 | 1 | 0 | 0 | 0 | 7 | 0.389 | 0 | 1 | 2 | 0 | 0.368 | 0 | 0 | 1-1 |
| HUANG Yi Kun, TPE | 0.333 | 6-6 | 18 | 6 | 6 | 0 | 0 | 2 | 7 | 12 | 0.667 | 4 | 1 | 4 | 0 | 0.478 | 0 | 1 | 1-2 |
| YANG Hsien Hsien, TPE | 0.304 | 6-6 | 23 | 9 | 7 | 3 | 0 | 0 | 2 | 10 | 0.435 | 1 | 2 | 4 | 0 | 0.385 | 0 | 1 | 0-0 |
| HUNG Chen Yu, TPE | 0.273 | 5-5 | 22 | 5 | 6 | 2 | 0 | 0 | 5 | 8 | 0.364 | 1 | 0 | 2 | 0 | 0.304 | 0 | 0 | 0-0 |
| CHOU Sheng Hsun, TPE | 0.333 | 3-0 | 3 | 1 | 1 | 0 | 0 | 0 | 2 | 1 | 0.333 | 1 | 0 | 1 | 1 | 0.500 | 0 | 0 | 0-0 |
| HSU Wen Cheng, TPE | 0.000 | 1-0 | 1 | 0 | 0 | 0 | 0 | 0 | 0 | 0 | 0.000 | 0 | 0 | 1 | 0 | 0.000 | 0 | 0 | 0-0 |
| LAI Hung Cheng, TPE | 0.000 | 1-0 | 0 | 0 | 0 | 0 | 0 | 0 | 0 | 0 | 0.000 | 0 | 0 | 0 | 0 | 0.000 | 0 | 0 | 0-0 |
| LIN Chun Liang, TPE | 0.375 | 3-2 | 8 | 3 | 3 | 1 | 0 | 0 | 1 | 4 | 0.500 | 0 | 1 | 2 | 0 | 0.444 | 0 | 0 | 0-1 |
| TANG Ting Yu, TPE | 0.333 | 3-2 | 9 | 2 | 3 | 0 | 1 | 0 | 2 | 5 | 0.556 | 0 | 0 | 2 | 0 | 0.333 | 0 | 0 | 1-1 |
| TENG Chih Wei, TPE | 0.200 | 5-3 | 10 | 2 | 2 | 1 | 0 | 0 | 1 | 3 | 0.300 | 2 | 0 | 3 | 1 | 0.333 | 0 | 0 | 0-0 |
| WANG Chun Chieh, TPE | 0.091 | 4-4 | 11 | 0 | 1 | 0 | 0 | 0 | 0 | 1 | 0.091 | 1 | 0 | 4 | 1 | 0.167 | 0 | 0 | 0-0 |
| YANG Kuan Wei, TPE | 0.643 | 5-4 | 14 | 7 | 9 | 2 | 1 | 2 | 11 | 19 | 1.357 | 3 | 0 | 1 | 0 | 0.706 | 0 | 0 | 1-1 |

| Player | ERA | W-L | APP | GS | CG | SHO/CBO | SV | IP | H | R | ER | BB | SO | 2B | 3B | HR | AB | B/Avg | WP | HBP | BK |
|------------------------|-------|-----|-----|----|----|---------|----|-----|----|----|----|----|----|----|----|----|----|-------|----|-----|----|
| CHIU Hao Chun, TPE | 0.00 | 1-0 | 2 | 1 | 0 | 0/2 | 0 | 5.0 | 1 | 0 | 0 | 1 | 9 | 0 | 0 | 0 | 15 | 0.067 | 0 | 0 | 0 |
| CHEN Kuan Yu, TPE | 3.86 | 0-0 | 3 | 1 | 0 | 0/0 | 0 | 7.0 | 10 | 5 | 3 | 2 | 5 | 2 | 0 | 0 | 32 | 0.313 | 2 | 1 | 1 |
| LAI Hung Cheng, TPE | 4.70 | 0-0 | 2 | 0 | 0 | 0/0 | 0 | 7.2 | 6 | 4 | 4 | 4 | 4 | 1 | 2 | 0 | 28 | 0.214 | 0 | 1 | 0 |
| LIAO Wen-Yang, TPE | 5.00 | 0-2 | 3 | 2 | 0 | 0/0 | 0 | 9.0 | 14 | 12 | 5 | 4 | 7 | 3 | 1 | 2 | 38 | 0.368 | 0 | 3 | 0 |
| LIAO Chuang Ju, TPE | 0.00 | 0-0 | 2 | 1 | 0 | 0/2 | 0 | 4.0 | 1 | 0 | 0 | 2 | 2 | 0 | 0 | 0 | 10 | 0.100 | 0 | 0 | 0 |
| LIN Chen Hua, TPE | 0.00 | 0-1 | 2 | 0 | 0 | 0/0 | 0 | 3.2 | 5 | 2 | 0 | 1 | 4 | 0 | 0 | 0 | 14 | 0.357 | 0 | 0 | 0 |
| HSU Wen Cheng, TPE | 0.00 | 1-1 | 2 | 0 | 0 | 0/1 | 0 | 2.0 | 2 | 2 | 0 | 0 | 3 | 0 | 0 | 0 | 8 | 0.250 | 0 | 0 | 0 |
| LIN Yu Ching, TPE | 15.43 | 0-0 | 2 | 0 | 0 | 0/0 | 0 | 2.1 | 5 | 5 | 4 | 3 | 4 | 3 | 0 | 1 | 13 | 0.385 | 1 | 1 | 0 |
| TSENG Tsung Hsuan, TPE | 16.62 | 0-0 | 2 | 1 | 0 | 0/0 | 0 | 4.1 | 13 | 9 | 8 | 0 | 1 | 2 | 1 | 0 | 23 | 0.565 | 0 | 1 | 0 |

| Player | C | PO | A | E | FLD% | DPs | SBA | CSB | SBA% | PB | CI |
|------------------------|----|----|----|---|-------|-----|-----|-----|-------|----|----|
| YANG Kuan Wei, TPE | 12 | 11 | 1 | 0 | 1.000 | 0 | 1 | 1 | 0.500 | 0 | 0 |
| CHOU Sheng Hsun, TPE | 10 | 9 | 1 | 0 | 1.000 | 0 | 0 | 1 | 0.000 | 0 | 0 |
| LAN Yin Lun, TPE | 8 | 8 | 0 | 0 | 1.000 | 0 | 0 | 0 | --- | 0 | 0 |
| LAI Hung Cheng, TPE | 5 | 2 | 3 | 0 | 1.000 | 0 | 2 | 1 | 0.667 | 0 | 0 |
| TANG Ting Yu, TPE | 5 | 2 | 3 | 0 | 1.000 | 0 | 0 | 0 | --- | 0 | 0 |
| LIAO Wen-Yang, TPE | 4 | 0 | 4 | 0 | 1.000 | 0 | 2 | 0 | 1.000 | 0 | 0 |
| CHEN Kuan Yu, TPE | 4 | 2 | 2 | 0 | 1.000 | 0 | 2 | 0 | 1.000 | 0 | 0 |
| LIAO Chuang Ju, TPE | 3 | 0 | 3 | 0 | 1.000 | 0 | 0 | 1 | 0.000 | 0 | 0 |
| TSENG Tsung Hsuan, TPE | 3 | 1 | 2 | 0 | 1.000 | 0 | 1 | 0 | 1.000 | 0 | 0 |
| LIN Chen Hua, TPE | 2 | 1 | 1 | 0 | 1.000 | 0 | 0 | 0 | --- | 0 | 0 |
| CHIU Hao Chun, TPE | 1 | 0 | 1 | 0 | 1.000 | 0 | 1 | 1 | 0.500 | 0 | 0 |
| WANG Chun Chieh, TPE | 29 | 26 | 2 | 1 | 0.966 | 0 | 7 | 1 | 0.875 | 2 | 0 |
| HUANG Chih Pei, TPE | 47 | 38 | 7 | 2 | 0.957 | 1 | 0 | 0 | --- | 0 | 0 |
| LIN Wei Ting, TPE | 20 | 10 | 9 | 1 | 0.950 | 1 | 0 | 0 | --- | 0 | 0 |
| CHEN Wei Chih, TPE | 15 | 6 | 8 | 1 | 0.933 | 0 | 0 | 0 | --- | 0 | 0 |
| HUANG Yi Kun, TPE | 11 | 8 | 2 | 1 | 0.909 | 0 | 0 | 0 | --- | 0 | 0 |
| YANG Hsien Hsien, TPE | 21 | 5 | 14 | 2 | 0.905 | 1 | 0 | 0 | --- | 0 | 0 |
| HUNG Chen Yu, TPE | 8 | 6 | 1 | 1 | 0.875 | 0 | 0 | 0 | --- | 0 | 0 |
| LIN Yu Ching, TPE | 0 | 0 | 0 | 0 | 0.000 | 0 | 0 | 0 | --- | 0 | 0 |
| TENG Chih Wei, TPE | 0 | 0 | 0 | 0 | 0.000 | 0 | 0 | 0 | --- | 0 | 0 |
| LIN Chun Liang, TPE | 0 | 0 | 0 | 0 | 0.000 | 0 | 0 | 0 | --- | 0 | 0 |
| HSU Wen Cheng, TPE | 0 | 0 | 0 | 0 | 0.000 | 0 | 0 | 0 | --- | 0 | 0 |

Hitting minimums - 1 Games 2.7 AB/Game 2.7 TPA/Game

Pitching minimums - 1 Games 0.8 IP/Game

Teams' stats



JAPAN

JPN

| Player | AVG | GP-GS | AB | R | H | 2B | 3B | HR | RBI | TB | SLG% | BB | HBP | SO | GDP | OB% | SF | SH | SB-ATT |
|----------------------|-------|-------|----|---|----|----|----|----|-----|----|-------|----|-----|----|-----|-------|----|----|--------|
| ISHIMINE Shota, JPN | 0.458 | 6-6 | 24 | 9 | 11 | 1 | 2 | 1 | 9 | 19 | 0.792 | 2 | 0 | 3 | 0 | 0.500 | 0 | 1 | 3-3 |
| SUZUKI Daichi, JPN | 0.412 | 6-6 | 17 | 7 | 7 | 2 | 1 | 1 | 6 | 14 | 0.824 | 4 | 2 | 2 | 2 | 0.542 | 1 | 1 | 0-0 |
| HASEGAWA Yuichi, JPN | 0.391 | 6-6 | 23 | 2 | 9 | 3 | 0 | 0 | 6 | 12 | 0.522 | 0 | 0 | 3 | 0 | 0.375 | 1 | 0 | 1-1 |
| ITO Hayata, JPN | 0.261 | 6-6 | 23 | 7 | 6 | 0 | 0 | 3 | 10 | 15 | 0.652 | 3 | 0 | 6 | 1 | 0.333 | 1 | 0 | 0-0 |
| ABE Toshihiro, JPN | 0.235 | 6-5 | 17 | 3 | 4 | 0 | 1 | 0 | 1 | 6 | 0.353 | 2 | 0 | 6 | 0 | 0.316 | 0 | 1 | 0-0 |

| | | | | | | | | | | | | | | | | | | | |
|-------------------------|-------|-----|----|---|---|---|---|---|---|----|-------|---|---|---|---|-------|---|---|-----|
| WAKAMATSU Masahiro, JPN | 0.500 | 3-1 | 4 | 0 | 2 | 1 | 0 | 0 | 0 | 3 | 0.750 | 1 | 0 | 1 | 0 | 0.600 | 0 | 0 | 0-0 |
| OKAZAKI Keisuke, JPN | 0.500 | 4-1 | 4 | 1 | 2 | 1 | 0 | 0 | 1 | 3 | 0.750 | 1 | 0 | 0 | 0 | 0.600 | 0 | 1 | 0-0 |
| FUSHIMI Torai, JPN | 0.400 | 4-2 | 5 | 4 | 2 | 0 | 0 | 0 | 0 | 2 | 0.400 | 3 | 0 | 2 | 0 | 0.625 | 0 | 0 | 0-0 |
| INOUE Seiya, JPN | 0.333 | 3-2 | 3 | 1 | 1 | 0 | 0 | 0 | 0 | 1 | 0.333 | 2 | 1 | 0 | 0 | 0.667 | 0 | 0 | 0-0 |
| MATSUMOTO Koichiro, JPN | 0.313 | 6-3 | 16 | 2 | 5 | 3 | 1 | 0 | 4 | 10 | 0.625 | 0 | 0 | 2 | 0 | 0.313 | 0 | 0 | 0-0 |
| WATANABE Kimio, JPN | 0.313 | 6-6 | 16 | 6 | 5 | 1 | 0 | 0 | 3 | 6 | 0.375 | 5 | 1 | 0 | 0 | 0.500 | 0 | 3 | 2-2 |
| TAKI Hiroshi, JPN | 0.286 | 6-3 | 14 | 2 | 4 | 0 | 0 | 0 | 3 | 4 | 0.286 | 1 | 0 | 4 | 0 | 0.333 | 0 | 0 | 1-2 |
| ARAKI Fumiya, JPN | 0.286 | 5-2 | 7 | 3 | 2 | 1 | 0 | 0 | 1 | 3 | 0.429 | 1 | 1 | 2 | 0 | 0.444 | 0 | 0 | 0-1 |
| KOIKE Shota, JPN | 0.188 | 5-5 | 16 | 3 | 3 | 0 | 0 | 0 | 0 | 3 | 0.188 | 1 | 1 | 4 | 0 | 0.278 | 0 | 0 | 0-0 |

| Player | ERA | W-L | APP | GS | CG | SHO/CBO | SV | IP | H | R | ER | BB | SO | 2B | 3B | HR | AB | B/Avg | WP | HBP | BK |
|-----------------------|------|-----|-----|----|----|---------|----|------|---|---|----|----|----|----|----|----|----|-------|----|-----|----|
| NOMURA Yusuke, JPN | 0.00 | 0-0 | 3 | 1 | 0 | 0/3 | 0 | 5.0 | 1 | 0 | 0 | 0 | 11 | 1 | 0 | 0 | 16 | 0.063 | 0 | 0 | 0 |
| SAITO Yuki, JPN | 3.00 | 1-1 | 2 | 2 | 0 | 0/1 | 0 | 12.0 | 9 | 4 | 4 | 3 | 13 | 0 | 0 | 1 | 45 | 0.200 | 1 | 3 | 0 |
| FUJIOKA Takahiro, JPN | 3.00 | 1-0 | 2 | 2 | 0 | 0/1 | 0 | 9.0 | 8 | 4 | 3 | 1 | 13 | 1 | 0 | 2 | 33 | 0.242 | 0 | 1 | 0 |
| SUGANO Tomoyuki, JPN | 3.38 | 1-0 | 2 | 1 | 0 | 0/1 | 0 | 8.0 | 7 | 3 | 3 | 1 | 9 | 0 | 0 | 2 | 29 | 0.241 | 0 | 1 | 0 |

| | | | | | | | | | | | | | | | | | | | | | |
|---------------------|------|-----|---|---|---|-----|---|-----|---|---|---|---|----|---|---|---|----|-------|---|---|---|
| OHISHI Tatsuya, JPN | 0.00 | 0-0 | 4 | 0 | 0 | 0/3 | 0 | 4.0 | 1 | 0 | 0 | 1 | 10 | 0 | 0 | 0 | 13 | 0.077 | 0 | 0 | 0 |
| NAKAUSHIRO, JPN | 0.00 | 0-0 | 3 | 0 | 0 | 0/2 | 0 | 3.0 | 1 | 0 | 0 | 0 | 4 | 0 | 0 | 0 | 8 | 0.125 | 0 | 1 | 0 |
| INUI Masahiro, JPN | 4.50 | 0-0 | 3 | 0 | 0 | 0/1 | 0 | 4.0 | 5 | 2 | 2 | 0 | 7 | 0 | 0 | 0 | 16 | 0.313 | 0 | 1 | 0 |
| KAGAMI Kisho, JPN | 9.00 | 1-1 | 3 | 0 | 0 | 0/2 | 0 | 3.0 | 5 | 3 | 3 | 1 | 5 | 0 | 0 | 0 | 13 | 0.385 | 0 | 0 | 0 |

| Player | C | PO | A | E | FLD% | DPs | SBA | CSB | SBA% | PB | CI |
|-------------------------|----|----|----|---|-------|-----|-----|-----|-------|----|----|
| TAKI Hiroshi, JPN | 25 | 21 | 4 | 0 | 1.000 | 0 | 0 | 0 | ---- | 0 | 0 |
| ABE Toshihiro, JPN | 19 | 6 | 13 | 0 | 1.000 | 2 | 0 | 0 | ---- | 0 | 0 |
| ARAKI Fumiya, JPN | 17 | 15 | 2 | 0 | 1.000 | 1 | 0 | 0 | ---- | 0 | 0 |
| FUSHIMI Torai, JPN | 16 | 16 | 0 | 0 | 1.000 | 0 | 0 | 0 | ---- | 0 | 0 |
| HASEGAWA Yuichi, JPN | 6 | 4 | 2 | 0 | 1.000 | 0 | 0 | 0 | ---- | 0 | 0 |
| SAITO Yuki, JPN | 5 | 0 | 5 | 0 | 1.000 | 0 | 0 | 0 | ---- | 0 | 0 |
| ISHIMINE Shota, JPN | 5 | 5 | 0 | 0 | 1.000 | 0 | 0 | 0 | ---- | 0 | 0 |
| ITO Hayata, JPN | 4 | 3 | 1 | 0 | 1.000 | 0 | 0 | 0 | ---- | 0 | 0 |
| FUJIOKA Takahiro, JPN | 2 | 1 | 1 | 0 | 1.000 | 0 | 0 | 1 | 0.000 | 0 | 0 |
| INOUE Seiya, JPN | 2 | 2 | 0 | 0 | 1.000 | 0 | 0 | 0 | ---- | 0 | 0 |
| INUI Masahiro, JPN | 2 | 0 | 2 | 0 | 1.000 | 0 | 0 | 0 | ---- | 0 | 0 |
| KAGAMI Kisho, JPN | 1 | 1 | 0 | 0 | 1.000 | 0 | 0 | 1 | 0.000 | 0 | 0 |
| SUGANO Tomoyuki, JPN | 1 | 1 | 0 | 0 | 1.000 | 0 | 1 | 0 | 1.000 | 0 | 0 |
| OKAZAKI Keisuke, JPN | 1 | 0 | 1 | 0 | 1.000 | 0 | 0 | 0 | ---- | 0 | 0 |
| OHISHI Tatsuya, JPN | 1 | 0 | 1 | 0 | 1.000 | 0 | 1 | 0 | 1.000 | 0 | 0 |
| NOMURA Yusuke, JPN | 1 | 1 | 0 | 0 | 1.000 | 0 | 0 | 0 | ---- | 0 | 0 |
| KOIKE Shota, JPN | 62 | 57 | 4 | 1 | 0.984 | 1 | 2 | 2 | 0.500 | 1 | 0 |
| WATANABE Kimio, JPN | 19 | 7 | 11 | 1 | 0.947 | 0 | 0 | 0 | ---- | 0 | 0 |
| SUZUKI Daichi, JPN | 14 | 4 | 8 | 2 | 0.857 | 0 | 0 | 0 | ---- | 0 | 0 |
| WAKAMATSU Masahiro, JPN | 0 | 0 | 0 | 0 | 0.000 | 0 | 0 | 0 | ---- | 0 | 0 |
| MATSUMOTO Koichiro, JPN | 0 | 0 | 0 | 0 | 0.000 | 0 | 0 | 0 | ---- | 0 | 0 |
| NAKAUSHIRO, JPN | 0 | 0 | 0 | 0 | 0.000 | 0 | 0 | 0 | ---- | 0 | 0 |

Hitting minimums - 1 Games 2.7 AB/Game 2.7 TPA/Game

Pitching minimums - 1 Games 0.8 IP/Game

Individual Leaders

| Batting Ave | | |
|-------------|--------------------------|-------|
| 1 | ABREU C Jose D, CUB | 0.556 |
| 2 | DESPAIGNE R Alfredo, CUB | 0.542 |
| 3 | CHEN Wei Chih, TPE | 0.524 |
| 4 | CESPEDES M Yoennis, CUB | 0.500 |
| | MOREJON Frank C, CUB | 0.500 |
| 6 | WRIGHT Ryan, USA | 0.458 |
| | ISHIMINE Shota, JPN | 0.458 |
| 8 | LAN Yin Lun, TPE | 0.455 |
| 9 | DIAZ S Aledmis, CUB | 0.450 |
| | MARTIN T Leonis, CUB | 0.450 |

| Slugging pct | | |
|--------------|--------------------------|-------|
| 1 | ABREU C Jose D, CUB | 1.389 |
| 2 | DESPAIGNE R Alfredo, CUB | 1.167 |
| 3 | CESPEDES M Yoennis, CUB | 1.136 |
| 4 | SUZUKI Daichi, JPN | 0.824 |
| 5 | HUANG Chih Pei, TPE | 0.815 |
| 6 | CHEN Wei Chih, TPE | 0.810 |
| 7 | ISHIMINE Shota, JPN | 0.792 |
| 8 | MAHTOOK Mikie, USA | 0.778 |
| 9 | MOREJON Frank C, CUB | 0.722 |
| | REGAN Garrett, CAN | 0.722 |

| On base pct | | |
|-------------|--------------------------|-------|
| 1 | MARTIN T Leonis, CUB | 0.633 |
| 2 | ABREU C Jose D, CUB | 0.619 |
| 3 | DESPAIGNE R Alfredo, CUB | 0.607 |
| | ELLIS Mark, CAN | 0.607 |
| 5 | MOREJON Frank C, CUB | 0.571 |
| 6 | CHEN Wei Chih, TPE | 0.565 |
| 7 | SUZUKI Daichi, JPN | 0.542 |
| 8 | WRIGHT Ryan, USA | 0.500 |
| | ISHIMINE Shota, JPN | 0.500 |
| | CESPEDES M Yoennis, CUB | 0.500 |

| Runs scored | | |
|-------------|--------------------------|----|
| 1 | MARTIN T Leonis, CUB | 14 |
| 2 | DESPAIGNE R Alfredo, CUB | 12 |
| | CESPEDES M Yoennis, CUB | 12 |
| 4 | HUANG Chih Pei, TPE | 9 |
| | YANG Hsien Hsien, TPE | 9 |
| | ISHIMINE Shota, JPN | 9 |
| | ABREU C Jose D, CUB | 9 |
| 8 | WRIGHT Ryan, USA | 8 |
| | LAN Yin Lun, TPE | 8 |
| | OLIVERA A Hector, CUB | 8 |

| Hits | | |
|------|--------------------------|----|
| 1 | DESPAIGNE R Alfredo, CUB | 13 |
| 2 | HUANG Chih Pei, TPE | 12 |
| | MARSHALL Chad, CAN | 12 |
| 4 | ISHIMINE Shota, JPN | 11 |
| | WRIGHT Ryan, USA | 11 |
| | CESPEDES M Yoennis, CUB | 11 |
| | CHEN Wei Chih, TPE | 11 |
| 8 | LAN Yin Lun, TPE | 10 |
| | ABREU C Jose D, CUB | 10 |
| 10 | 9 tied at | 9 |

| Runs batted in | | |
|----------------|--------------------------|----|
| 1 | CESPEDES M Yoennis, CUB | 14 |
| 2 | DESPAIGNE R Alfredo, CUB | 12 |
| | ABREU C Jose D, CUB | 12 |
| 4 | HUANG Chih Pei, TPE | 11 |
| | YANG Kuan Wei, TPE | 11 |
| 6 | ITO Hayata, JPN | 10 |
| 7 | FLEMMING Ryan, CAN | 9 |
| | OLIVERA A Hector, CUB | 9 |
| | ISHIMINE Shota, JPN | 9 |
| 10 | 2 tied at | 8 |

| Doubles | | |
|---------|--------------------------|---|
| 1 | REGAN Garrett, CAN | 4 |
| 2 | CHEN Wei Chih, TPE | 3 |
| | YANG Hsien Hsien, TPE | 3 |
| | HASEGAWA Yuichi, JPN | 3 |
| | DESPAIGNE R Alfredo, CUB | 3 |
| | CARRUTHERS Blake, CAN | 3 |
| | MATSUMOTO Koichiro, JPN | 3 |
| | SPRINGER George, USA | 3 |
| 9 | 15 tied at | 2 |

| Triples | | |
|---------|---------------------|---|
| 1 | WALLANCE Greg, CAN | 2 |
| | ISHIMINE Shota, JPN | 2 |
| 3 | 19 tied at | 1 |

| Home runs | | |
|-----------|--------------------------|---|
| 1 | CESPEDES M Yoennis, CUB | 4 |
| | ABREU C Jose D, CUB | 4 |
| | DESPAIGNE R Alfredo, CUB | 4 |
| 4 | ITO Hayata, JPN | 3 |
| 5 | SPRINGER George, USA | 2 |
| | FLEMMING Ryan, CAN | 2 |
| | YANG Kuan Wei, TPE | 2 |
| | HUANG Chih Pei, TPE | 2 |
| | HUANG Yi Kun, TPE | 2 |
| 10 | 19 tied at | 1 |

| Total bases | | |
|-------------|--------------------------|----|
| 1 | DESPAIGNE R Alfredo, CUB | 28 |
| 2 | CESPEDES M Yoennis, CUB | 25 |
| | ABREU C Jose D, CUB | 25 |
| 4 | HUANG Chih Pei, TPE | 22 |
| 5 | YANG Kuan Wei, TPE | 19 |
| | ISHIMINE Shota, JPN | 19 |
| 7 | CHEN Wei Chih, TPE | 17 |
| 8 | WRIGHT Ryan, USA | 16 |
| | SPRINGER George, USA | 16 |
| 10 | 2 tied at | 15 |

| Walks | | |
|-------|------------------------|---|
| 1 | MARTIN T Leonis, CUB | 8 |
| 2 | ELLIS Mark, CAN | 6 |
| 3 | WATANABE Kimio, JPN | 5 |
| | DUNSMORE Aaron, CAN | 5 |
| 5 | HUANG Yi Kun, TPE | 4 |
| | BRADLEY Jackie Jr, USA | 4 |
| | SUZUKI Daichi, JPN | 4 |
| 8 | 12 tied at | 3 |

| Hit by pitch | | |
|--------------|-----------------------|---|
| 1 | ESPOSITO Jason, USA | 4 |
| 2 | ELLIS Mark, CAN | 3 |
| 3 | SUZUKI Daichi, JPN | 2 |
| | WALLANCE Greg, CAN | 2 |
| | CHEN Wei Chih, TPE | 2 |
| | YANG Hsien Hsien, TPE | 2 |
| | MOREJON Frank C, CUB | 2 |
| | MARTIN T Leonis, CUB | 2 |
| | KIM Yong Ho, KOR | 2 |
| | SHIN Bon Ki, KOR | 2 |

| Sac bunts | | |
|-----------|----------------------|---|
| 1 | WATANABE Kimio, JPN | 3 |
| 2 | WALLANCE Greg, CAN | 2 |
| | MAGGI Drew, USA | 2 |
| | PARK Jeong Geum, KOR | 2 |
| | LAN Yin Lun, TPE | 2 |
| | CERCE M Yoilan, CUB | 2 |
| 7 | 15 tied at | 1 |

| Sac flies | | |
|-----------|-------------------------|---|
| 1 | DIAZ S Aledmis, CUB | 3 |
| 2 | FLEMMING Ryan, CAN | 2 |
| | CESPEDES M Yoennis, CUB | 2 |
| 4 | 14 tied at | 1 |

| Stolen bases | | |
|--------------|----------------------|---|
| 1 | MAHTOOK Mikie, USA | 4 |
| | MARTIN T Leonis, CUB | 4 |
| 3 | ISHIMINE Shota, JPN | 3 |
| | LASANTHA SMUMUM, SRI | 3 |
| | MAGGI Drew, USA | 3 |
| | KO Jong Wook, KOR | 3 |
| 7 | WALLANCE Greg, CAN | 2 |
| | WATANABE Kimio, JPN | 2 |

| Total plate appearances | | |
|-------------------------|--------------------------|----|
| 1 | MARTIN T Leonis, CUB | 30 |
| 2 | OLIVERA A Hector, CUB | 29 |
| | MARSHALL Chad, CAN | 29 |
| 4 | ELLIS Mark, CAN | 28 |
| | FLEMMING Ryan, CAN | 28 |
| | SPRINGER George, USA | 28 |
| | HUANG Chih Pei, TPE | 28 |
| | RAMIREZ Nick, USA | 28 |
| | CERCE M Yoilan, CUB | 28 |
| | DESPAIGNE R Alfredo, CUB | 28 |

| At bats | | |
|---------|--------------------------|----|
| 1 | HUANG Chih Pei, TPE | 27 |
| | MARSHALL Chad, CAN | 27 |
| | SPRINGER George, USA | 27 |
| 4 | OLIVERA A Hector, CUB | 25 |
| 5 | WRIGHT Ryan, USA | 24 |
| | DESPAIGNE R Alfredo, CUB | 24 |
| | ISHIMINE Shota, JPN | 24 |
| | RAMIREZ Nick, USA | 24 |
| 9 | 4 tied at | 23 |

| Steal attempt | | |
|---------------|----------------------|---|
| 1 | MARTIN T Leonis, CUB | 6 |
| 2 | KO Jong Wook, KOR | 5 |
| 3 | MAHTOOK Mikie, USA | 4 |
| 4 | DUNSMORE Aaron, CAN | 3 |
| | MAGGI Drew, USA | 3 |
| | ISHIMINE Shota, JPN | 3 |
| | LASANTHA SMUMUM, SRI | 3 |
| 8 | 10 tied at | 2 |

| Strikeouts | | |
|------------|----------------------|----|
| 1 | LASANTHA SMUMUM, SRI | 12 |
| 2 | PARK Jeong Geum, KOR | 9 |
| 3 | FLEMMING Ryan, CAN | 8 |
| | HUANG Chih Pei, TPE | 8 |
| | NIROSHAN SGPGP, SRI | 8 |
| | LEE Tae Gyun, KOR | 8 |
| | YOON Yeo Woon, KOR | 8 |
| 8 | XIA Zhengyan, CHN | 7 |
| | ZHANG Qianbin, CHN | 7 |
| 10 | 5 tied at | 6 |

| Caught stealing | | |
|-----------------|----------------------|---|
| 1 | WITHANAGE DTD, SRI | 2 |
| | MARTIN T Leonis, CUB | 2 |
| | KO Jong Wook, KOR | 2 |
| | KU Bon Wook, KOR | 2 |
| 5 | 10 tied at | 1 |

| Grounded into DP | | |
|------------------|--------------------|---|
| 1 | SUZUKI Daichi, JPN | 2 |
| 2 | 11 tied at | 1 |

| Earned run avg | | |
|----------------|--------------------------|------|
| 1 | HINOJOSA H Dalier, CUB | 0.00 |
| | BARNES Matt, USA | 0.00 |
| | CHIU Hao Chun, TPE | 0.00 |
| | NOMURA Yusuke, JPN | 0.00 |
| | ANDERSON Tyler, USA | 0.00 |
| 6 | COLE Gerrit, USA | 0.69 |
| 7 | PEDROSO G Yadier, CUB | 0.71 |
| | GONZALEZ P Miguel A, CUB | 0.71 |
| 9 | GRAY Sonny, USA | 0.75 |
| 10 | REYNOLDS Adam, CAN | 2.45 |

| Opposing bat avg | | |
|------------------|------------------------|-------|
| 1 | HINOJOSA H Dalier, CUB | 0.000 |
| 2 | NOMURA Yusuke, JPN | 0.063 |
| 3 | CHIU Hao Chun, TPE | 0.067 |
| 4 | GRAY Sonny, USA | 0.100 |
| 5 | ANDERSON Tyler, USA | 0.125 |
| 6 | BARNES Matt, USA | 0.130 |
| 7 | PEDROSO G Yadier, CUB | 0.174 |
| 8 | CASTILLO Luis, CAN | 0.194 |
| 9 | SAITO Yuki, JPN | 0.200 |
| | BROWN Eric, CAN | 0.200 |

| Innings pitched | | |
|-----------------|--------------------------|------|
| 1 | LIM Chi Young, KOR | 16.0 |
| 2 | COLE Gerrit, USA | 13.0 |
| 3 | GONZALEZ P Miguel A, CUB | 12.2 |
| | PEDROSO G Yadier, CUB | 12.2 |
| 5 | SAITO Yuki, JPN | 12.0 |
| | GRAY Sonny, USA | 12.0 |
| 7 | DONG Shi, CHN | 11.2 |
| 8 | PRASAD ALTA, SRI | 11.1 |
| 9 | MCDONALD Sheldon, CAN | 10.0 |
| 10 | XIA Kangnan, CHN | 9.2 |

| Batters struck out | | |
|--------------------|--------------------------|----|
| 1 | GRAY Sonny, USA | 20 |
| 2 | GONZALEZ P Miguel A, CUB | 18 |
| 3 | HINOJOSA H Dalier, CUB | 16 |
| 4 | PEDROSO G Yadier, CUB | 14 |
| 5 | FUJIOKA Takahiro, JPN | 13 |
| | SAITO Yuki, JPN | 13 |
| 7 | LIM Chi Young, KOR | 12 |
| 8 | NOMURA Yusuke, JPN | 11 |
| 9 | 3 tied at | 10 |

| Batters SO out looking | | |
|------------------------|--------------------------|---|
| 1 | GONZALEZ P Miguel A, CUB | 8 |
| | PEDROSO G Yadier, CUB | 8 |
| 3 | GRAY Sonny, USA | 6 |
| | HINOJOSA H Dalier, CUB | 6 |
| 5 | FUJIOKA Takahiro, JPN | 5 |
| | CHIU Hao Chun, TPE | 5 |
| | DONG Shi, CHN | 5 |
| 8 | NA Sung Bum, KOR | 4 |
| 9 | OHISHI Tatsuya, JPN | 3 |
| 10 | 8 tied at | 2 |

| Wins | | |
|------|-----------------------|---|
| 1 | PEDROSO G Yadier, CUB | 2 |
| | GRAY Sonny, USA | 2 |
| 3 | 20 tied at | 1 |

| Saves | | |
|-------|--------------------|---|
| 1 | RAMIREZ Noe, USA | 1 |
| | REYNOLDS Adam, CAN | 1 |

| Appearances | | |
|-------------|----------------------|---|
| 1 | RAJITHA PHewa D, SRI | 4 |
| | YAO Wang, CHN | 4 |
| | PRASAD ALTA, SRI | 4 |
| | DONG Shi, CHN | 4 |
| | OHISHI Tatsuya, JPN | 4 |
| | LIM Chi Young, KOR | 4 |
| 7 | 17 tied at | 3 |

| Games started | | |
|---------------|------------------------|---|
| 1 | NERANJAN BIImiyaM, SRI | 3 |
| 2 | 12 tied at | 2 |

| Games finished | | |
|----------------|---------------------|---|
| 1 | OHISHI Tatsuya, JPN | 4 |
| 2 | LIM Chi Young, KOR | 3 |
| 3 | 9 tied at | 2 |

| Games in relief | | |
|-----------------|----------------------|---|
| 1 | OHISHI Tatsuya, JPN | 4 |
| | RAJITHA PHewa D, SRI | 4 |
| 3 | 10 tied at | 3 |

| Sac bunts allowed | | |
|-------------------|--------------------------|---|
| 1 | LIAO Wen-Yang, TPE | 3 |
| | BROWN Eric, CAN | 3 |
| | KAYE Brandon, CAN | 3 |
| 4 | COLE Gerrit, USA | 2 |
| | GONZALEZ P Miguel A, CUB | 2 |
| | REYNOLDS Adam, CAN | 2 |
| 7 | 13 tied at | 1 |

| Sac flies allowed | | |
|-------------------|------------------------|---|
| 1 | NO Sung Ho, KOR | 3 |
| 2 | PRASAD ALTA, SRI | 2 |
| | DONG Shi, CHN | 2 |
| | NERANJAN BIImiyaM, SRI | 2 |
| | RAJITHA PHewa D, SRI | 2 |
| 6 | 10 tied at | 1 |

| Losses | | |
|--------|------------------------|---|
| 1 | NERANJAN BIImiyaM, SRI | 3 |
| 2 | LIAO Wen-Yang, TPE | 2 |
| | XIA Kangnan, CHN | 2 |
| | NO Sung Ho, KOR | 2 |
| 5 | 15 tied at | 1 |

| Runners picked off | | |
|--------------------|----------------------|---|
| 1 | MOREJON Frank C, CUB | 2 |
| 2 | SAITO Yuki, JPN | 1 |
| | CHEN Kuan Yu, TPE | 1 |
| | LIAO Chuang Ju, TPE | 1 |
| | LIAO Wen-Yang, TPE | 1 |
| | HAO Guochen, CHN | 1 |
| | PRASAD ALTA, SRI | 1 |
| | ANDERSON Tyler, USA | 1 |

| Wild pitches | | |
|--------------|----------------------|---|
| 1 | RAJITHA PHewa D, SRI | 3 |
| 2 | CHEN Kuan Yu, TPE | 2 |
| | NO Sung Ho, KOR | 2 |
| | YAO Wang, CHN | 2 |
| | DONG Shi, CHN | 2 |
| 6 | 9 tied at | 1 |

| Balks | | |
|-------|------------------------|---|
| 1 | HU Kaiyan, CHN | 1 |
| | NERANJAN BIImiyaM, SRI | 1 |
| | ZHANG Jun, CHN | 1 |
| | XIA Kangnan, CHN | 1 |
| | PRASAD ALTA, SRI | 1 |
| | CHEN Kuan Yu, TPE | 1 |
| | LIM Chi Young, KOR | 1 |

| Hit batters | | |
|-------------|------------------------|---|
| 1 | NERANJAN BIImiyaM, SRI | 6 |
| 2 | RAJITHA PHewa D, SRI | 5 |
| | DONG Shi, CHN | 5 |
| 4 | LIAO Wen-Yang, TPE | 3 |
| | PRASAD ALTA, SRI | 3 |
| | SAITO Yuki, JPN | 3 |
| 7 | KAYE Brandon, CAN | 2 |
| | REYNOLDS Adam, CAN | 2 |
| | SHIN Jae Yung, KOR | 2 |
| | NA Sung Bum, KOR | 2 |

| Intentional BB allowed | | |
|------------------------|--------------------------|---|
| 1 | LIN Yu Ching, TPE | 1 |
| | GONZALEZ P Miguel A, CUB | 1 |
| | RAMIREZ Noe, USA | 1 |
| | REYNOLDS Adam, CAN | 1 |

| Hits allowed | | |
|--------------|------------------------|---|
| 1 | HINOJOSA H Dalier, CUB | 0 |
| 2 | CHIU Hao Chun, TPE | 1 |
| | NOMURA Yusuke, JPN | 1 |
| 4 | ANDERSON Tyler, USA | 2 |
| 5 | BARNES Matt, USA | 3 |
| 6 | GRAY Sonny, USA | 4 |
| | KAYE Brandon, CAN | 4 |
| 8 | YAO Wang, CHN | 5 |
| | REYNOLDS Adam, CAN | 5 |
| | BROWN Eric, CAN | 5 |

| Runs allowed | | |
|--------------|------------------------|---|
| 1 | HINOJOSA H Dalier, CUB | 0 |
| | BARNES Matt, USA | 0 |
| | CHIU Hao Chun, TPE | 0 |
| | NOMURA Yusuke, JPN | 0 |
| | ANDERSON Tyler, USA | 0 |
| 6 | PEDROSO G Yadier, CUB | 1 |
| 7 | KAYE Brandon, CAN | 2 |
| | GRAY Sonny, USA | 2 |
| | COLE Gerrit, USA | 2 |
| 10 | SUGANO Tomoyuki, JPN | 3 |

| Earned runs allowed | | |
|---------------------|--------------------------|---|
| 1 | HINOJOSA H Dalier, CUB | 0 |
| | BARNES Matt, USA | 0 |
| | CHIU Hao Chun, TPE | 0 |
| | NOMURA Yusuke, JPN | 0 |
| | ANDERSON Tyler, USA | 0 |
| 6 | GONZALEZ P Miguel A, CUB | 1 |
| | PEDROSO G Yadier, CUB | 1 |
| | GRAY Sonny, USA | 1 |
| | COLE Gerrit, USA | 1 |
| 10 | REYNOLDS Adam, CAN | 2 |

| Walks allowed | | |
|---------------|-----------------------|---|
| 1 | NOMURA Yusuke, JPN | 0 |
| | ANDERSON Tyler, USA | 0 |
| 3 | MCDONALD Sheldon, CAN | 1 |
| | CHIU Hao Chun, TPE | 1 |
| | PEDROSO G Yadier, CUB | 1 |
| | SUGANO Tomoyuki, JPN | 1 |
| | COLE Gerrit, USA | 1 |
| | FUJIOKA Takahiro, JPN | 1 |
| | BARNES Matt, USA | 1 |
| 10 | KAYE Brandon, CAN | 2 |

| Doubles allowed | | |
|-----------------|------------------------|---|
| 1 | NA Sung Bum, KOR | 0 |
| | ANDERSON Tyler, USA | 0 |
| | SAITO Yuki, JPN | 0 |
| | HINOJOSA H Dalier, CUB | 0 |
| | CHIU Hao Chun, TPE | 0 |
| | PEDROSO G Yadier, CUB | 0 |
| | SUGANO Tomoyuki, JPN | 0 |
| | KAYE Brandon, CAN | 0 |
| | BARNES Matt, USA | 0 |
| 10 | LAI Hung Cheng, TPE | 1 |

| Triples allowed | | |
|-----------------|------------------------|---|
| 1 | NA Sung Bum, KOR | 0 |
| | ANDERSON Tyler, USA | 0 |
| | SAITO Yuki, JPN | 0 |
| | HINOJOSA H Dalier, CUB | 0 |
| | CHIU Hao Chun, TPE | 0 |
| | SUGANO Tomoyuki, JPN | 0 |
| | KAYE Brandon, CAN | 0 |
| | BARNES Matt, USA | 0 |
| | FUJIOKA Takahiro, JPN | 0 |
| | NOMURA Yusuke, JPN | 0 |

| Home runs allowed | | |
|-------------------|------------------------|---|
| 1 | LAI Hung Cheng, TPE | 0 |
| | PEDROSO G Yadier, CUB | 0 |
| | ANDERSON Tyler, USA | 0 |
| | YOON myung June, KOR | 0 |
| | CHEN Kuan Yu, TPE | 0 |
| | HINOJOSA H Dalier, CUB | 0 |
| | CHIU Hao Chun, TPE | 0 |
| | YAO Wang, CHN | 0 |
| | KAYE Brandon, CAN | 0 |
| | BARNES Matt, USA | 0 |

| Fielding pct | | |
|--------------|----------------------|-------|
| 1 | KIM Yong Ho, KOR | 1.000 |
| | MOREJON Frank C, CUB | 1.000 |
| | REGAN Garrett, CAN | 1.000 |
| | ABREU C Jose D, CUB | 1.000 |
| | NIROSHAN SGPGP, SRI | 1.000 |
| | WELCH Dan, CAN | 1.000 |
| | TAKI Hiroshi, JPN | 1.000 |
| | MAGGI Drew, USA | 1.000 |
| | DENSEM Greg, CAN | 1.000 |
| | ABE Toshihiro, JPN | 1.000 |

| Chances | | |
|---------|----------------------|----|
| 1 | KOIKE Shota, JPN | 62 |
| 2 | KIM Yong Ho, KOR | 53 |
| | O'BRIEN Peter, USA | 53 |
| 4 | MOREJON Frank C, CUB | 51 |
| 5 | RAMIREZ Nick, USA | 49 |
| 6 | HUANG Chih Pei, TPE | 47 |
| 7 | REGAN Garrett, CAN | 44 |
| 8 | DONG Chunhua, CHN | 38 |
| 9 | MARSHALL Chad, CAN | 34 |
| 10 | 2 tied at | 32 |

| Putouts | | |
|---------|----------------------|----|
| 1 | KOIKE Shota, JPN | 57 |
| 2 | O'BRIEN Peter, USA | 50 |
| | KIM Yong Ho, KOR | 50 |
| 4 | MOREJON Frank C, CUB | 48 |
| 5 | RAMIREZ Nick, USA | 46 |
| 6 | REGAN Garrett, CAN | 44 |
| 7 | HUANG Chih Pei, TPE | 38 |
| 8 | DONG Chunhua, CHN | 35 |
| 9 | ABREU C Jose D, CUB | 32 |
| 10 | 2 tied at | 29 |

| Assists | | |
|---------|-----------------------|----|
| 1 | MARSHALL Chad, CAN | 20 |
| 2 | ZHANG Xiaochen, CHN | 18 |
| 3 | BELL Carter, CAN | 17 |
| | MAGGI Drew, USA | 17 |
| 5 | ESPOSITO Jason, USA | 16 |
| 6 | JUNG Youn Tae, KOR | 15 |
| | SHIN Bon Ki, KOR | 15 |
| 8 | YANG Hsien Hsien, TPE | 14 |
| 9 | ELLIS Mark, CAN | 13 |
| | ABE Toshihiro, JPN | 13 |

| Fielding double plays | | |
|-----------------------|--------------------|---|
| 1 | MARSHALL Chad, CAN | 5 |
| 2 | JUNG Youn Tae, KOR | 4 |
| | SHIN Bon Ki, KOR | 4 |
| | KIM Yong Ho, KOR | 4 |
| | REGAN Garrett, CAN | 4 |
| | BELL Carter, CAN | 4 |
| 7 | RAMIREZ Nick, USA | 3 |
| 8 | FONTANA Nolan, USA | 2 |
| | ABE Toshihiro, JPN | 2 |
| 10 | 11 tied at | 1 |

| Passed balls | | |
|--------------|----------------------|---|
| 1 | BHANUKA RSSA, SRI | 4 |
| | O'BRIEN Peter, USA | 4 |
| 3 | WANG Chun Chieh, TPE | 2 |
| | WELCH Dan, CAN | 2 |
| 5 | YOON Yeo Woon, KOR | 1 |
| | DENSEM Greg, CAN | 1 |
| | KOIKE Shota, JPN | 1 |

| Catchers interference | | |
|-----------------------|------------|--|
| | No players | |

| Steal attempts against | | |
|------------------------|------------------------|----|
| 1 | BHANUKA RSSA, SRI | 12 |
| 2 | HAO Guochen, CHN | 8 |
| | WANG Chun Chieh, TPE | 8 |
| 4 | LU Yang, CHN | 7 |
| | NERANJAN BIImiyaM, SRI | 7 |
| 6 | MOREJON Frank C, CUB | 6 |
| 7 | XIA Kangnan, CHN | 5 |
| | O'BRIEN Peter, USA | 5 |
| | DENSEM Greg, CAN | 5 |
| | PRASAD ALTA, SRI | 5 |

| Stolen bases against | | |
|----------------------|------------------------|----|
| 1 | BHANUKA RSSA, SRI | 12 |
| 2 | NERANJAN BIImiyaM, SRI | 7 |
| | WANG Chun Chieh, TPE | 7 |
| 4 | LU Yang, CHN | 6 |
| 5 | O'BRIEN Peter, USA | 5 |
| | MOREJON Frank C, CUB | 5 |
| 7 | ZHANG Jun, CHN | 4 |
| | HAO Guochen, CHN | 4 |
| 9 | 8 tied at | 3 |

| Caught stealing by | | |
|--------------------|--------------------|---|
| 1 | HAO Guochen, CHN | 4 |
| 2 | XIA Kangnan, CHN | 3 |
| 3 | REYNOLDS Adam, CAN | 2 |
| | DENSEM Greg, CAN | 2 |
| | KOIKE Shota, JPN | 2 |
| | PRASAD ALTA, SRI | 2 |
| 7 | 17 tied at | 1 |

| Errors | | |
|--------|---------------------|---|
| 1 | ZHANG Xiaochen, CHN | 3 |
| | SAHAN LKGG, SRI | 3 |
| | BELL Carter, CAN | 3 |
| 4 | 9 tied at | 2 |