



U
BASEBALL
2010









Japan
5th World University
Championship

INTERNATIONAL
University Sports

supported by **Panasonic**

Daily Report 9

You can get Daily Reports on website, <http://wubc2010.jp/index.html>, and click on Daily Report

Teams	
PoolA	PoolB
 Canada(CAN)	 China(CHN)
 United States of America(USA)	 Korea(KOR)
 Sri Lanka(SRI)	 Cuba(CUB)
 Chinese Taipei(TPE)	 Japan(JPN)

Schedule

Game	At time	Ballpark	Pool	Home team	Visiting team	Final Score	Inn.
Friday 30th July							
1	12:00	Jingu	A	 TPE	 CAN	2-3	9
2	18:00	Jingu	B	 JPN	 KOR	4-0	9
3	14:00	U-S	A	 USA	 SRI	15-0	5
Saturday 31st July							
4	12:00	Jingu	B	 KOR	 CUB	0-18	5
5	18:00	Jingu	B	 CHN	 JPN	0-15	6
6	14:00	U-S	A	 CAN	 SRI	18-0	5
Sunday 1st August							
7	12:00	Jingu	B	 JPN	 CUB	7-12	9
8	18:00	Jingu	A	 USA	 TPE	8-7	11
9	14:00	U-S	B	 KOR	 CHN	13-4	9
Monday 2nd August							
10	12:00	Y'hama	A	 SRI	 TPE	0-16	5
11	18:00	Y'hama	A	 CAN	 USA	1-8	9
12	14:00	KAIT	B	 CUB	 CHN	15-0	5
Tuesday 3rd August							
13	12:00	Y'hama		 USA	 CHN	11-0	7
14	14:00	KAIT		 CAN	 KOR	4-7	9





Wednesday 4th August

15	12:00	Y'hama	 CUB	 SRI	14-0	7
16	18:00	Y'hama	 JPN	 TPE	13-0	7
17	14:00	KAIT	 CHN	 CAN	3-17	7





Thursday 5th August

18	12:00	Y'hama	 CUB	 KOR	11-1	8
19	18:00	Y'hama	 USA	 JPN	4-2	9
20	14:00	KAIT	 TPE	 SRI	21-0	5

Friday 6th August

21	12:00	Jingu	 TPE	 CAN	14-15	10
22	14:00	U-S	 CHN	 SRI	10-0	8

Saturday 7th August

23	12:00	Jingu	 JPN	 KOR	-	
24	18:00	Jingu	 CUB	 USA	-	

Sunday 8th August

		Jingu	Rain date		-	
		U-S	Rain date		-	

※Jingu = Meiji Jingu Stadium

U-S = Utsumi - Shimaoka Ballpark

Y'hama = Yokohama Stadium

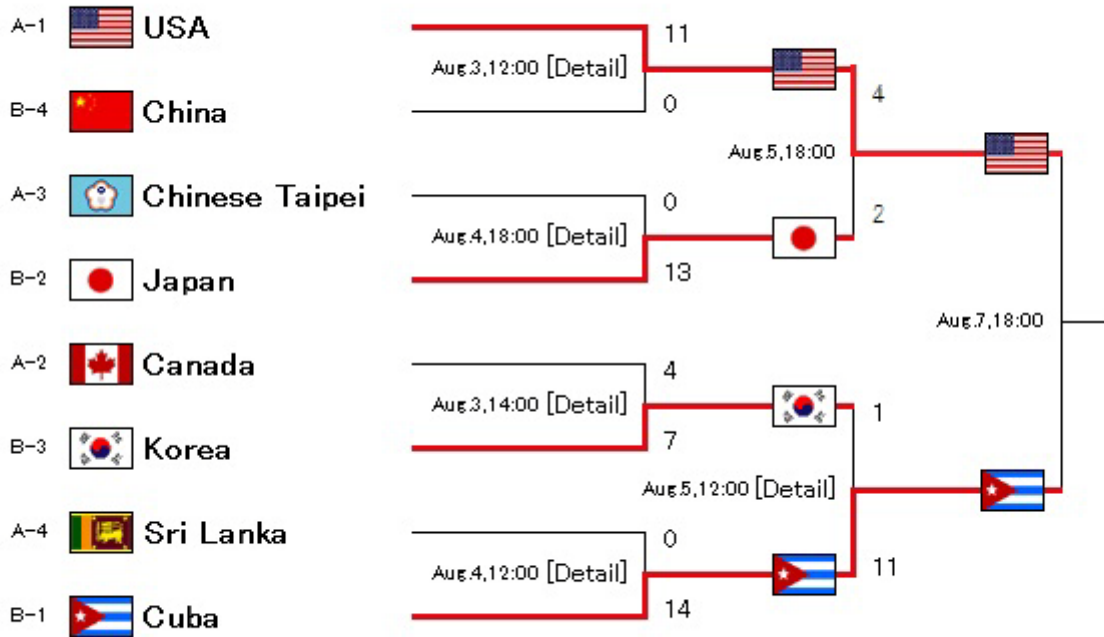
KAIT = KAIT Stadium

Pool A


						Game	W	L	Ave.
1	U.S.A.	-	W 8-1	W 8-7	W 15-0	3	3	0	1.000
2	Canada	L 1-8	-	W 3-2	W 18-0	3	2	1	0.667
3	Chinese Taipei	L 7-8	L 2-3	-	W 16-0	3	1	2	.333
4	Sri Lanka	L 0-15	L 0-18	L 0-16	-	3	0	3	.000

Pool B

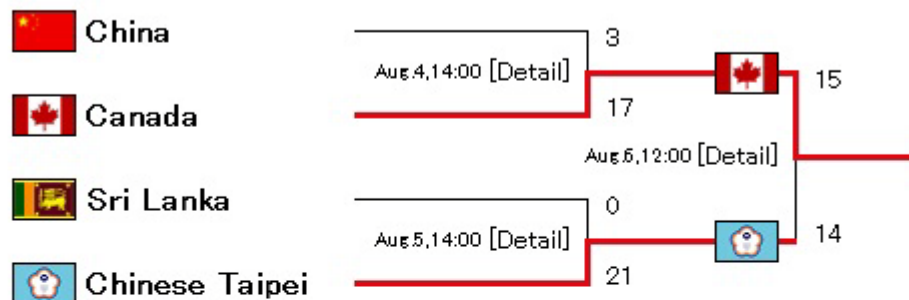
						Game	W	L	Ave.
1	Cuba	-	W 12-7	W 18-0	W 15-0	3	3	0	1.000
2	Japan	L 7-12	-	W 4-0	W 15-0	3	2	1	.667
3	Korea	L 0-18	L 0-4	-	W 13-4	3	1	2	.333
4	China	L 0-15	L 0-15	L 4-13	-	3	0	3	.000



Bronze Medal Match



Ranking Decider (5th - 8th Place)



7th Place Match



Game Summary 21



CHINESE TAIPEI – CANADA



Score by Innings R H E

CANADA 205 110 400 2 15 19 2
CHINESE TAIPEI 312 000 421 1 14 17 3

CANADA 15 (4-2)

Player	AB	R	H	BI	2B	3B	HR	BB	SB	CS	HP	SH	SF	SO	IBB	KL	GDP	PO	A	E
MARSHALL 2b	6	2	3	0	0	0	0	0	0	0	0	0	0	1	0	1	0	2	5	0
CARRUTHERS	6	4	3	0	1	0	0	0	0	0	0	0	0	1	0	0	0	2	0	1
WALLANCE cf	5	3	2	0	0	0	0	0	1	0	1	1	0	3	0	1	0	0	0	0
ELLIS 3b	5	0	4	5	1	0	0	0	0	0	1	0	1	1	0	0	0	1	1	0
FLEMMING dh	5	1	2	4	1	0	0	0	0	0	0	0	2	2	0	0	0	0	0	0
WELCH c	5	1	2	0	0	0	0	0	0	0	0	0	0	1	0	0	0	10	1	0
DENSEM c	1	0	0	0	0	0	0	0	0	0	0	0	0	1	0	0	0	0	0	0
REGAN 1b	4	2	1	0	0	0	0	1	0	0	0	0	0	0	0	0	0	10	0	0
DUNSMORE lf	3	1	0	1	0	0	0	0	0	0	0	0	0	0	0	0	0	0	0	0
LENDVOY lf	2	0	0	0	0	0	0	0	0	0	0	0	0	0	0	0	0	0	0	0
BELL ss	5	1	2	3	0	1	1	0	0	0	0	0	0	1	0	0	0	5	5	1
MCDONALD p	0	0	0	0	0	0	0	0	0	0	0	0	0	0	0	0	0	0	1	0
CASTILLO p	0	0	0	0	0	0	0	0	0	0	0	0	0	0	0	0	0	0	0	0
WALKILING p	0	0	0	0	0	0	0	0	0	0	0	0	0	0	0	0	0	0	0	0
HETHERINGTON	0	0	0	0	0	0	0	0	0	0	0	0	0	0	0	0	0	0	0	0
REYNOLDS p	0	0	0	0	0	0	0	0	0	0	0	0	0	0	0	0	0	0	0	0
Totals	47	15	19	13	3	1	1	1	1	0	2	1	3	11	0	2	0	30	13	2

CHINESE TAIPEI 14 (2-4)


Player	AB	R	H	BI	2B	3B	HR	BB	SB	CS	HP	SH	SF	SO	IBB	KL	GDP	PO	A	E
LIN W 2b	6	1	2	0	0	0	0	0	0	0	0	0	0	1	0	0	0	2	3	0
YANG H ss	5	1	2	0	0	0	0	1	0	0	0	0	0	1	0	0	0	1	0	1
HUNG rf	7	2	2	1	1	0	0	0	0	0	0	0	0	0	0	0	0	2	0	0
HUANG C 1b	6	3	3	1	0	0	0	1	1	0	0	0	0	1	0	0	0	4	2	1
YANG K dh	5	3	3	5	0	0	2	1	0	0	0	0	0	1	0	0	0	0	0	0
LAN cf	5	1	2	1	0	0	0	1	0	0	0	0	0	1	0	0	0	2	0	0
HUANG Y lf	3	1	0	1	0	0	0	2	1	0	0	0	0	1	0	0	0	3	1	1
WANG c	3	0	0	0	0	0	0	0	0	0	0	0	0	3	0	0	0	9	1	0
TENG ph/c	1	0	0	1	0	0	0	0	0	0	0	0	0	0	0	0	0	0	0	0
CHOU c	1	0	0	0	0	0	0	0	0	0	0	0	0	0	0	0	1	4	0	0
CHEN W 3b	5	2	3	3	1	0	1	0	0	0	0	0	0	2	0	0	0	2	0	0
TSENG p	0	0	0	0	0	0	0	0	0	0	0	0	0	0	0	0	0	1	1	0
CHEN K p	0	0	0	0	0	0	0	0	0	0	0	0	0	0	0	0	0	0	0	0
LIAO W p	0	0	0	0	0	0	0	0	0	0	0	0	0	0	0	0	0	0	0	0
LIN Chen p	0	0	0	0	0	0	0	0	0	0	0	0	0	0	0	0	0	0	1	0
Totals	47	14	17	13	2	0	3	6	2	0	0	0	0	11	0	0	1	30	9	3

CANADA	W/S/L	IP	H	R	ER	BB	SO	WP	HB	BK	IBB	SH	SF	CI	2B	3B	HR	AB	BF	FO	GO	NP
MCDONALD		2.0	7	6	5	0	3	0	0	0	0	0	0	0	2	0	2	14	14	0	3	40
CASTILLO		4.0	3	3	3	4	6	1	0	0	0	0	0	0	0	0	0	15	19	3	3	84
WALKILING		1.0	3	3	3	0	1	0	0	0	0	0	0	0	0	0	1	6	6	0	2	19
HETHERINGTON		1.0	2	0	0	1	1	0	0	0	0	0	0	0	0	0	0	4	5	0	1	17
REYNOLDS	W,1-0	2.0	2	2	0	1	0	0	0	0	0	0	0	0	0	0	0	8	9	3	3	34

CHINESE TAIPEI	W/S/L	IP	H	R	ER	BB	SO	WP	HB	BK	IBB	SH	SF	CI	2B	3B	HR	AB	BF	FO	GO	NP
TSENG		3.0	9	7	6	0	1	0	1	0	0	0	1	0	1	1	0	17	19	3	4	48
CHEN K		0.1	2	1	1	0	1	1	0	0	0	0	1	0	1	0	0	3	4	1	0	13
LIAO W		3.2	4	5	1	1	6	0	1	0	0	0	0	0	1	0	1	16	18	4	1	73
LIN Chen	L,0-1	3.0	4	2	0	0	3	0	0	0	0	1	1	0	0	0	0	11	13	5	0	44

Umpires – HP: Ishizaki(JPN) 1B: Muramatsu(JPN) 2B: Suzuki(JPN) 3B: Yoon M-H(KOR)
 Start: 11:58 Time: 3:56 Attendance: 50 Weather: Fine Game notes:TC:Aso(JPN)
 SCORER: Seki(JPN) Numata(JPN) MCDONALD faced 2 batters in the 3rd.
 CASTILLO faced 3 batters in the 7th. WALKILING faced 2 batters in the 8th. Game: 21

Game Summary 22



CHINA – SRI LANKA



Score by Innings R H E

SRI LANKA	000	000	00	0	5	4
CHINA	012	102	22	10	8	0

SRI LANKA 0 (0-6)

Player	AB	R	H	BI	2B	3B	HR	BB	SB	CS	HP	SH	SF	SO	IBB	KL	GDP	PO	A	E
WITHANAGE lf	4	0	1	0	1	0	0	0	0	1	0	0	0	0	0	0	0	1	0	1
LASANTHA ss	4	0	0	0	0	0	0	0	0	0	0	0	0	4	0	2	0	3	3	0
NIROSHAN 1b	4	0	2	0	1	0	0	0	0	0	0	0	0	0	0	0	0	10	0	0
BHANUKA c	3	0	0	0	0	0	0	1	0	0	0	0	0	1	0	0	0	2	0	0
NERANJAN dh	3	0	0	0	0	0	0	0	0	0	1	0	0	1	0	1	0	0	0	0
GAYAN P pr/rf	0	0	0	0	0	0	0	0	0	0	0	0	0	0	0	0	0	0	0	0
JEEWAKA rf/cf	4	0	0	0	0	0	0	0	0	0	0	0	0	0	0	0	0	3	0	0
SAHAN cf/p	2	0	0	0	0	0	0	1	0	0	0	0	0	0	0	0	0	1	0	1
INDIKA 3b	2	0	1	0	0	0	0	0	0	0	1	0	0	1	0	1	0	2	4	1
DON 2b	1	0	0	0	0	0	0	0	0	0	1	0	0	1	0	1	0	1	1	1
SAMARASINGHE ph	1	0	1	0	0	0	0	0	0	0	0	0	0	0	0	0	0	0	0	0
HITHTHATIYA 2b	0	0	0	0	0	0	0	0	0	0	0	0	0	0	0	0	0	0	1	0
PRASAD p	0	0	0	0	0	0	0	0	0	0	0	0	0	0	0	0	0	0	0	0
Totals	28	0	5	0	2	0	0	2	0	1	3	0	0	8	0	5	0	23	9	4

CHINA 10 (1-5)

Player	AB	R	H	BI	2B	3B	HR	BB	SB	CS	HP	SH	SF	SO	IBB	KL	GDP	PO	A	E
LI 2b	5	1	1	1	0	0	1	0	0	0	0	0	0	1	0	0	0	2	4	0
ZHANG X ss	3	3	2	1	0	1	1	2	0	0	0	0	0	0	0	0	0	1	4	0
DONG C 1b	4	1	1	1	0	0	0	1	1	0	0	0	0	0	0	0	0	8	0	0
HAO c	4	0	0	1	0	0	0	0	0	0	0	0	1	0	0	0	0	8	1	0
ZHANG Q 3b	2	1	0	1	0	0	0	1	0	0	0	0	1	0	0	0	0	1	0	0
XIA Z rf	4	1	2	0	1	0	0	0	0	0	0	0	0	0	0	0	0	0	0	0
LU lf	3	1	0	0	0	0	0	0	1	0	1	0	0	0	0	0	0	2	0	0
CHENG dh	2	2	1	1	0	1	0	1	1	0	1	0	0	1	0	0	0	0	0	0
CHEN cf	4	0	1	2	0	0	0	0	0	0	0	0	0	0	0	0	0	1	0	0
DONG S p	0	0	0	0	0	0	0	0	0	0	0	0	0	0	0	0	0	1	2	0
Totals	31	10	8	8	1	2	2	5	3	0	2	0	2	2	0	0	0	24	11	0

SRI LANKA	W/S/L	IP	H	R	ER	BB	SO	WP	HB	BK	IBB	SH	SF	CI	2B	3B	HR	AB	BF	FO	GO	NP
PRASAD	L,0-1	7.0	7	8	7	3	2	0	2	1	0	0	2	0	1	2	2	27	34	8	10	96
SAHAN		0.2	1	2	1	2	0	0	0	0	0	0	0	0	0	0	0	4	6	2	0	28

CHINA	W/S/L	IP	H	R	ER	BB	SO	WP	HB	BK	IBB	SH	SF	CI	2B	3B	HR	AB	BF	FO	GO	NP
DONG S	W,1-1	8.0	5	0	0	2	8	1	3	0	0	0	0	0	2	0	0	28	33	4	11	119

Umpires – HP: Kikuchi(JPN) 1B: Totsuka(JPN) 2B: Numa(JPN) 3B: Huang M-L(TPE)
 Start: 13:59 Time: 2:07 Attendance: 120 Weather: Fine Game notes: TC:Yamanaka(JPN)
 SCORER:Otsuka(JPN) Shimamura(JPN) Game: 22

Teams' stats



CANADA

CAN

Player	AVG	GP-GS	AB	R	H	2B	3B	HR	RBI	TB	SLG%	BB	HBP	SO	GDP	OB%	SF	SH	SB-ATT
MARSHALL Chad, CAN	0.444	6-6	27	7	12	0	0	1	4	15	0.556	2	0	2	0	0.483	0	0	1-1
ELLIS Mark, CAN	0.444	6-6	18	6	8	2	0	0	6	10	0.556	6	3	3	0	0.607	1	0	0-0
WALLANCE Greg, CAN	0.368	5-5	19	4	7	0	2	0	8	11	0.579	2	2	5	0	0.478	0	2	2-2
CARRUTHERS Blake, CAN	0.364	5-5	22	7	8	3	1	0	2	13	0.591	1	1	5	0	0.417	0	0	0-1
WELCH Dan, CAN	0.333	5-5	21	3	7	2	0	1	3	12	0.571	0	0	5	0	0.333	0	0	0-0
REGAN Garrett, CAN	0.333	5-5	18	7	6	4	0	1	6	13	0.722	3	0	2	1	0.429	0	0	0-0
BELL Carter, CAN	0.300	6-6	20	7	6	0	1	1	5	11	0.550	2	1	5	0	0.391	0	0	1-1
FLEMMING Ryan, CAN	0.261	6-6	23	5	6	1	0	2	9	13	0.565	3	0	8	0	0.321	2	0	0-0

DENSEM Greg, CAN	0.222	4-2	9	3	2	0	1	0	1	4	0.444	1	0	2	0	0.300	0	0	0-0
DUNSMORE Aaron, CAN	0.077	6-5	13	5	1	0	0	0	3	1	0.077	5	1	1	0	0.350	1	0	2-3
LENDVOY Nic, CAN	0.231	5-3	13	4	3	0	1	1	6	8	0.615	2	1	1	0	0.375	0	0	0-0

Player	ERA	W-L	APP	GS	CG	SHO/CBO	SV	IP	H	R	ER	BB	SO	2B	3B	HR	AB	B/Avg	WP	HBP	BK
REYNOLDS Adam, CAN	2.45	1-0	3	1	0	0/0	1	7.1	5	7	2	8	6	1	0	1	24	0.208	0	2	0
KAYE Brandon, CAN	3.00	1-0	2	1	0	0/1	0	6.0	4	2	2	2	6	0	0	0	18	0.222	0	2	0
BROWN Eric, CAN	3.38	1-1	2	2	0	0/0	0	8.0	5	4	3	3	5	2	0	0	25	0.200	1	0	0
MCDONALD Sheldon, CAN	5.40	1-0	2	2	0	0/0	0	10.0	10	7	6	1	7	3	0	2	40	0.250	0	0	0
CASTILLO Luis, CAN	5.62	0-0	2	0	0	0/0	0	8.0	6	7	5	6	8	2	0	0	31	0.194	1	0	0

KOTCHIE Kyle, CAN	0.00	0-0	1	0	0	0/0	0	1.0	1	0	0	1	1	0	0	0	3	0.333	0	0	0
HETHERINGTON Shawn, CAN	3.00	0-0	3	0	0	0/0	0	3.0	4	1	1	2	5	0	0	0	12	0.333	0	1	0
KING Taylor, CAN	6.00	0-0	2	0	0	0/1	0	3.0	5	2	2	0	5	0	0	1	14	0.357	0	0	0
WALKLING David, CAN	13.50	0-1	2	0	0	0/0	0	2.2	5	4	4	1	2	1	0	1	11	0.455	0	0	0

Player	C	PO	A	E	FLD%	DPs	SBA	CSB	SBA%	PB	CI
REGAN Garrett, CAN	44	44	0	0	1.000	4	0	0	----	0	0
WELCH Dan, CAN	26	23	3	0	1.000	0	3	0	1.000	2	0
DENSEM Greg, CAN	24	21	3	0	1.000	0	3	2	0.600	1	0
ELLIS Mark, CAN	19	6	13	0	1.000	1	0	0	----	0	0
FLEMMING Ryan, CAN	8	8	0	0	1.000	1	0	0	----	0	0
WALLANCE Greg, CAN	5	5	0	0	1.000	0	0	0	----	0	0
KAYE Brandon, CAN	3	1	2	0	1.000	0	3	0	1.000	0	0
BROWN Eric, CAN	2	0	2	0	1.000	0	1	0	1.000	0	0
REYNOLDS Adam, CAN	1	0	1	0	1.000	0	0	2	0.000	0	0
LENDVOY Nic, CAN	1	1	0	0	1.000	0	0	0	----	0	0
MCDONALD Sheldon, CAN	1	0	1	0	1.000	0	2	0	1.000	0	0
MARSHALL Chad, CAN	34	12	20	2	0.941	5	0	0	----	0	0
CARRUTHERS Blake, CAN	12	9	2	1	0.917	1	0	0	----	0	0
BELL Carter, CAN	31	11	17	3	0.903	4	0	0	----	0	0
DUNSMORE Aaron, CAN	6	5	0	1	0.833	0	0	0	----	0	0
CASTILLO Luis, CAN	2	1	0	1	0.500	0	0	0	----	0	0
WALKLING David, CAN	0	0	0	0	0.000	0	0	0	----	0	0
KOTCHIE Kyle, CAN	0	0	0	0	0.000	0	0	0	----	0	0
KING Taylor, CAN	0	0	0	0	0.000	0	0	0	----	0	0
HETHERINGTON Shawn, CAN	0	0	0	0	0.000	0	0	0	----	0	0

Hitting minimums - 1 Games 2.7 AB/Game 2.7 TPA/Game

Pitching minimums - 1 Games 0.8 IP/Game

Teams' stats



CHINA

CHN

Player	AVG	GP-GS	AB	R	H	2B	3B	HR	RBI	TB	SLG%	BB	HBP	SO	GDP	OB%	SF	SH	SB-ATT
XIA Zhengyan, CHN	0.167	6-6	18	2	3	1	0	0	1	4	0.222	0	0	7	0	0.167	0	0	0-0
LI Chao, CHN	0.150	6-6	20	2	3	0	0	1	3	6	0.300	0	0	3	0	0.150	0	0	1-1
DONG Chunhua, CHN	0.118	6-6	17	2	2	0	0	0	1	2	0.118	2	0	4	0	0.211	0	0	1-1
CHEN Xiang, CHN	0.214	6-6	14	1	3	1	0	0	2	4	0.286	0	0	4	0	0.214	0	1	1-1
CHENG Yu, CHN	0.125	5-4	8	2	1	0	1	0	1	3	0.375	1	1	5	1	0.300	0	0	1-1
DONG Shi, CHN	0.000	1-0	0	0	0	0	0	0	0	0	0.000	0	0	0	0	0.000	0	1	0-0
HAO Guochen, CHN	0.167	4-4	12	0	2	0	0	0	1	2	0.167	0	0	3	0	0.154	1	0	0-0
JIANG Longting, CHN	0.091	5-5	11	0	1	1	0	0	2	2	0.182	1	0	6	0	0.154	1	0	0-0
LU Yang, CHN	0.182	5-4	11	2	2	0	0	0	1	2	0.182	1	1	2	0	0.286	1	0	1-1
ZHANG Ji, CHN	0.000	1-1	1	1	0	0	0	0	0	0	0.000	0	0	0	0	0.000	0	1	0-0
ZHANG Qianbin, CHN	0.188	6-6	16	1	3	0	0	0	2	3	0.188	1	0	7	1	0.222	1	0	0-0
ZHANG Xiaochen, CHN	0.313	6-6	16	4	5	0	1	1	1	10	0.625	2	0	3	0	0.389	0	0	1-1

Player	ERA	W-L	APP	GS	CG	SHO/CBO	SV	IP	H	R	ER	BB	SO	2B	3B	HR	AB	B/Avg	WP	HBP	BK
DONG Shi, CHN	13.89	1-1	4	2	1	1/0	0	11.2	24	18	18	6	10	7	2	1	56	0.429	2	5	0
XIA Kangnan, CHN	15.83	0-2	3	2	0	0/0	0	9.2	21	19	17	6	3	6	3	4	48	0.438	1	1	1
HU Kaiyan, CHN	17.55	0-0	3	0	0	0/0	0	6.2	14	13	13	7	2	3	0	3	33	0.424	1	0	1
YAO Wang, CHN	18.00	0-1	4	1	0	0/0	0	5.0	5	10	10	9	3	2	0	0	19	0.263	2	1	0
YANG Zhen, CHN	0.00	0-0	1	0	0	0/0	0	2.0	0	0	0	1	1	0	0	0	6	0.000	0	0	0
ZHANG Jun, CHN	18.00	0-1	1	1	0	0/0	0	4.0	8	11	8	5	0	0	0	2	21	0.381	0	0	1

Player	C	PO	A	E	FLD%	DPs	SBA	CSB	SBA%	PB	CI
ZHANG Qianbin, CHN	15	9	6	0	1.000	0	0	0	---	0	0
LI Chao, CHN	14	5	9	0	1.000	0	0	0	---	0	0
CHEN Xiang, CHN	13	13	0	0	1.000	0	0	0	---	0	0
XIA Zhengyan, CHN	12	12	0	0	1.000	0	0	0	---	0	0
JIANG Longting, CHN	8	8	0	0	1.000	0	0	0	---	0	0
LU Yang, CHN	7	6	1	0	1.000	0	6	1	0.857	0	0
DONG Shi, CHN	4	2	2	0	1.000	0	0	1	0.000	0	0
DONG Chunhua, CHN	38	35	2	1	0.974	0	0	0	---	0	0
HAO Guochen, CHN	23	16	5	2	0.913	0	4	4	0.500	0	0
ZHANG Xiaochen, CHN	32	11	18	3	0.906	0	0	0	---	0	0
XIA Kangnan, CHN	3	0	2	1	0.667	0	2	3	0.400	0	0
YAO Wang, CHN	1	0	0	1	0.000	0	3	0	1.000	0	0
YANG Zhen, CHN	0	0	0	0	0.000	0	0	0	---	0	0
CHENG Yu, CHN	0	0	0	0	0.000	0	0	0	---	0	0
ZHANG Jun, CHN	0	0	0	0	0.000	0	4	0	1.000	0	0
ZHANG Ji, CHN	0	0	0	0	0.000	0	0	0	---	0	0
HU Kaiyan, CHN	0	0	0	0	0.000	0	1	1	0.500	0	0

Hitting minimums - 1 Games 2.7 AB/Game 2.7 TPA/Game

Pitching minimums - 1 Games 0.8 IP/Game

Teams' stats



KOREA

KOR

Player	AVG	GP-GS	AB	R	H	2B	3B	HR	RBI	TB	SLG%	BB	HBP	SO	GDP	OB%	SF	SH	SB-ATT
KIM Yong Ho, KOR	0.444	5-5	18	4	8	1	0	0	1	9	0.500	1	2	4	0	0.524	0	0	1-1
KO Jong Wook, KOR	0.333	5-5	18	4	6	1	1	0	0	9	0.500	3	0	4	0	0.429	0	0	2-4
YOON Yeo Woon, KOR	0.313	5-3	16	2	5	0	1	0	3	7	0.438	0	0	5	0	0.313	0	0	0-0
LEE Tae Gyun, KOR	0.267	5-5	15	2	4	0	1	0	4	6	0.400	3	0	7	0	0.368	1	1	1-1
SEO Sang Woo, KOR	0.235	5-5	17	2	4	1	0	0	2	5	0.294	3	0	1	1	0.350	0	1	0-0
JUNG Youn Tae, KOR	0.200	5-5	15	1	3	0	0	0	0	3	0.200	1	0	5	0	0.250	0	1	0-0
PARK Jeong Geum, KOR	0.133	5-5	15	1	2	1	0	0	2	3	0.200	1	0	8	0	0.188	0	2	1-1
CHO Youn Joon, KOR	0.000	3-2	2	0	0	0	0	0	0	0	0.000	0	1	1	0	0.333	0	0	0-0
KO Young Woo, KOR	0.000	2-0	3	0	0	0	0	0	0	0	0.000	0	0	2	0	0.000	0	0	0-0
KU Bon Wook, KOR	0.200	4-4	10	2	2	0	0	0	3	2	0.200	2	1	3	0	0.385	0	0	0-2
LEE Jing Wook, KOR	0.000	2-0	1	0	0	0	0	0	0	0	0.000	0	0	0	0	0.000	0	0	0-0
NO Jin Hyuk, KOR	0.000	1-1	2	0	0	0	0	0	0	0	0.000	0	0	1	0	0.000	0	0	0-0
PARK Tae Kyun, KOR	0.000	1-0	0	0	0	0	0	0	0	0	0.000	1	0	0	0	1.000	0	0	0-0
SHIN Bon Ki, KOR	0.308	5-5	13	3	4	1	0	0	5	5	0.385	3	2	2	0	0.500	0	1	0-0

Player	ERA	W-L	APP	GS	CG	SHO/CBO	SV	IP	H	R	ER	BB	SO	2B	3B	HR	AB	B/Avg	WP	HBP	BK
YOON myung June, KOR	2.84	0-1	2	1	0	0/0	0	6.1	8	3	2	3	3	2	0	0	26	0.308	0	0	0
LIM Chi Young, KOR	3.86	1-0	3	1	0	0/0	0	11.2	8	5	5	2	10	1	0	1	39	0.205	0	0	1
NA Sung Bum, KOR	9.00	0-0	2	1	0	0/0	0	4.0	6	4	4	3	7	0	0	2	17	0.353	0	2	0
SHIN Jae Yung, KOR	13.50	1-0	3	0	0	0/0	0	4.2	5	7	7	2	2	2	0	2	19	0.263	0	2	0
NO Sung Ho, KOR	15.63	0-2	2	2	0	0/0	0	6.1	14	12	11	4	0	3	2	30	0.467	2	0	0	
LEE Hee Sung, KOR	0.00	0-0	2	0	0	0/0	0	2.0	2	0	0	1	2	0	0	0	8	0.250	0	0	0
LEE Kyung Woo, KOR	27.00	0-0	2	0	0	0/0	0	3.0	7	10	9	3	2	0	0	2	16	0.438	0	0	0

Player	C	PO	A	E	FLD%	DPs	SBA	CSB	SBA%	PB	CI
KIM Yong Ho, KOR	41	38	3	0	1.000	3	0	0	---	0	0
YOON Yeo Woon, KOR	25	25	0	0	1.000	0	3	0	1.000	1	0
LEE Tae Gyun, KOR	11	10	1	0	1.000	0	0	0	---	0	0
PARK Jeong Geum, KOR	10	10	0	0	1.000	0	0	0	---	0	0
KO Jong Wook, KOR	7	7	0	0	1.000	0	0	0	---	0	0
NO Sung Ho, KOR	3	0	3	0	1.000	0	0	1	0.000	0	0
YOON myung June, KOR	2	1	1	0	1.000	0	1	0	1.000	0	0
CHO Youn Joon, KOR	2	2	0	0	1.000	0	0	0	---	0	0
LIM Chi Young, KOR	2	0	2	0	1.000	0	0	1	0.000	0	0
LEE Jing Wook, KOR	1	1	0	0	1.000	0	0	0	---	0	0
NO Jin Hyuk, KOR	1	0	1	0	1.000	0	0	0	---	0	0
NA Sung Bum, KOR	1	0	1	0	1.000	0	0	0	---	0	0
JUNG Youn Tae, KOR	19	6	12	1	0.947	3	0	0	---	0	0
SHIN Bon Ki, KOR	21	9	10	2	0.905	3	0	0	---	0	0
KU Bon Wook, KOR	10	4	5	1	0.900	0	0	0	---	0	0
KO Young Woo, KOR	3	1	1	1	0.667	0	0	0	---	0	0
PARK Tae Kyun, KOR	0	0	0	0	0.000	0	0	0	---	0	0
SEO Sang Woo, KOR	0	0	0	0	0.000	0	0	0	---	0	0
LEE Kyung Woo, KOR	0	0	0	0	0.000	0	1	0	1.000	0	0
SHIN Jae Yung, KOR	0	0	0	0	0.000	0	1	0	1.000	0	0
LEE Hee Sung, KOR	0	0	0	0	0.000	0	0	0	---	0	0

Hitting minimums - 1 Games 2.7 AB/Game 2.7 TPA/Game

Pitching minimums - 1 Games 0.8 IP/Game

Teams' stats



CUBA

CUB

Player	AVG	GP-GS	AB	R	H	2B	3B	HR	RBI	TB	SLG%	BB	HBP	SO	GDP	OB%	SF	SH	SB-ATT
ABREU C Jose D, CUB	0.714	5-5	14	9	10	1	1	4	12	25	1.786	2	1	2	0	0.765	0	0	0-0
CESPEDES M Yoennis, CUB	0.611	5-5	18	12	11	2	0	4	14	25	1.389	1	1	1	0	0.591	2	0	0-0
DESPAIGNE R Alfredo, CUB	0.579	5-5	19	10	11	3	0	2	8	20	1.053	3	1	1	0	0.652	0	0	0-0
MARTIN T Leonis, CUB	0.471	5-5	17	13	8	2	0	0	2	10	0.588	6	2	2	1	0.640	0	0	4-5
BORROTO J Yorbis, CUB	0.444	5-5	18	4	8	2	0	1	5	13	0.722	0	0	2	0	0.444	0	0	0-1
MOREJON Frank C, CUB	0.429	5-5	14	3	6	1	1	0	5	9	0.643	1	2	2	0	0.529	0	0	1-1
CERCE M Yoilan, CUB	0.389	5-5	18	6	7	1	1	0	2	10	0.556	3	1	2	0	0.500	0	1	0-0
DIAZ S Aledmis, CUB	0.375	5-5	16	3	6	0	0	1	8	9	0.563	0	0	0	0	0.316	3	0	0-0
OLIVERA A Hector, CUB	0.368	5-5	19	8	7	2	0	1	9	12	0.632	2	1	1	0	0.435	1	0	0-0
ALARCON T Yosvani, CUB	0.000	1-0	0	0	0	0	0	0	1	0	0.000	0	0	0	0	0.000	1	0	0-0
ALBERRO S Yaismel, CUB	0.000	1-0	2	0	0	0	0	0	0	0	0.000	0	0	0	0	0.000	0	0	0-0
LUNAR A Ramon, CUB	0.667	2-0	3	1	2	1	0	0	1	3	1.000	0	0	0	0	0.667	0	0	0-0
URRUTIA R Henry, CUB	1.000	2-0	2	1	2	0	0	0	1	2	1.000	1	0	0	0	1.000	0	0	0-0

Player	ERA	W-L	APP	GS	CG	SHO/CBO	SV	IP	H	R	ER	BB	SO	2B	3B	HR	AB	B/Avg	WP	HBP	BK
HINOJOSA H Dalier, CUB	0.00	1-0	2	1	1	1/0	0	7.0	0	0	0	2	16	0	0	0	21	0.000	0	0	0
SANCHEZ C Arleys, CUB	0.00	1-0	1	0	0	0/0	0	4.1	2	0	0	1	4	2	0	0	15	0.133	0	0	0
PEDROSO G Yadier, CUB	0.71	2-0	2	2	1	1/0	0	12.2	8	1	1	1	14	0	1	0	46	0.174	0	0	0
GONZALEZ P Miguel A, CUB	0.00	0-0	1	0	0	0/0	0	3.0	4	3	0	1	4	1	0	0	14	0.286	0	0	0
DESPAIGNE O O, CUB	0.00	0-0	1	1	0	0/1	0	2.0	2	0	0	0	3	0	0	0	8	0.250	0	0	0
RODRIGUEZ M A, CUB	0.00	0-0	1	0	0	0/1	0	1.0	0	0	0	0	1	0	0	0	3	0.000	0	0	0
GARCIA E Vladimir, CUB	0.00	0-0	1	0	0	0/1	0	1.0	1	0	0	0	1	0	0	0	4	0.250	0	0	0
RIVERO L Armando, CUB	0.00	1-0	1	0	0	0/1	0	1.0	0	0	0	0	2	0	0	0	3	0.000	0	0	0
JIMENEZ S Ismel, CUB	18.00	0-0	2	1	0	0/0	0	2.0	6	4	4	0	2	0	0	1	10	0.600	0	0	0

Player	C	PO	A	E	FLD%	DPs	SBA	CSB	SBA%	PB	CI
MOREJON Frank C, CUB	35	33	2	0	1.000	0	4	0	1.000	0	0
ABREU C Jose D, CUB	27	27	0	0	1.000	0	0	0	---	0	0
CERCE M Yoilan, CUB	11	3	8	0	1.000	0	0	0	---	0	0
ALBERRO S Yaismel, CUB	11	11	0	0	1.000	0	0	0	---	0	0
MARTIN T Leonis, CUB	6	6	0	0	1.000	0	0	0	---	0	0
DESPAIGNE R Alfredo, CUB	6	6	0	0	1.000	0	0	0	---	0	0
URRUTIA R Henry, CUB	4	4	0	0	1.000	0	0	0	---	0	0
ALARCON T Yosvani, CUB	3	3	0	0	1.000	0	0	0	---	0	0
CESPEDES M Yoennis, CUB	3	3	0	0	1.000	0	0	0	---	0	0
SANCHEZ C Arleys, CUB	2	0	2	0	1.000	0	0	0	---	0	0
LUNAR A Ramon, CUB	2	1	1	0	1.000	0	0	0	---	0	0
PEDROSO G Yadier, CUB	2	0	2	0	1.000	0	3	0	1.000	0	0
DESPAIGNE O O, CUB	2	0	2	0	1.000	0	0	0	---	0	0
RIVERO L Armando, CUB	1	0	1	0	1.000	0	0	0	---	0	0
RODRIGUEZ M A, CUB	1	0	1	0	1.000	0	0	0	---	0	0
JIMENEZ S Ismel, CUB	1	0	1	0	1.000	0	0	0	---	0	0
HINOJOSA H Dalier, CUB	1	0	1	0	1.000	0	0	0	---	0	0
GONZALEZ P Miguel A, CUB	1	0	1	0	1.000	0	1	0	1.000	0	0
BORROTO J Yorbis, CUB	10	3	6	1	0.900	0	0	0	---	0	0
DIAZ S Aledmis, CUB	10	2	7	1	0.900	0	0	0	---	0	0
OLIVERA A Hector, CUB	0	0	0	0	0.000	0	0	0	---	0	0
GARCIA E Vladimir, CUB	0	0	0	0	0.000	0	0	0	---	0	0

Hitting minimums - 1 Games 2.7 AB/Game 2.7 TPA/Game

Pitching minimums - 1 Games 0.8 IP/Game

Teams' stats



UNITED STATES OF AMERICA

USA

Player	AVG	GP-GS	AB	R	H	2B	3B	HR	RBI	TB	SLG%	BB	HBP	SO	GDP	OB%	SF	SH	SB-ATT		
MAHTOOK Mikie, USA	0.467	5-5	15	7	7	1	1	1	6	13	0.867	2	0	1	0	0.529	0	0	3-3		
WRIGHT Ryan, USA	0.450	5-5	20	8	9	2	0	1	6	14	0.700	0	1	3	0	0.476	0	0	2-2		
ESPOSITO Jason, USA	0.400	5-5	15	3	6	2	0	1	5	11	0.733	0	4	2	0	0.526	0	0	1-1		
MAGGI Drew, USA	0.353	5-5	17	4	6	2	0	0	4	8	0.471	2	0	2	0	0.421	0	1	3-3		
RAMIREZ Nick, USA	0.316	5-5	19	4	6	0	0	1	6	9	0.474	3	1	4	0	0.435	0	0	0-0		
SPRINGER George, USA	0.273	5-5	22	7	6	3	0	2	6	15	0.682	1	0	3	0	0.304	0	0	1-1		
BRADLEY Jackie Jr, USA	0.235	5-5	17	4	4	0	0	1	4	7	0.412	4	0	4	0	0.364	1	0	0-0		
FONTANA Nolan, USA	0.214	5-4	14	3	3	1	0	0	1	4	0.286	2	1	2	0	0.353	0	0	1-1		

DICKERSON Alex, USA	0.250	3-0	4	0	1	0	0	0	0	1	0.250	0	0	1	0	0.250	0	0	0-0		
JOHNSON Brian, USA	0.000	1-0	1	0	0	0	0	0	0	0	0.000	0	0	0	0	0.000	0	0	0-0		
MILLER Brad, USA	0.500	3-1	6	3	3	1	0	0	3	4	0.667	2	0	1	0	0.625	0	0	0-0		
O'BRIEN Peter, USA	0.182	4-4	11	3	2	1	0	0	1	3	0.273	1	1	2	0	0.286	1	0	0-0		
RODRIGUEZ Steve, USA	0.000	1-1	3	0	0	0	0	0	0	0	0.000	1	0	0	0	0.250	0	0	0-0		

Player	ERA	W-L	APP	GS	CG	SHO/CBO	SV	IP	H	R	ER	BB	SO	2B	3B	HR	AB	B/Avg	WP	HBP	BK
BARNES Matt, USA	0.00	1-0	1	1	0	0/0	0	7.0	3	0	0	1	8	0	0	0	23	0.130	0	1	0
ANDERSON Tyler, USA	0.00	1-0	1	1	0	0/1	0	5.0	2	0	0	0	6	0	0	0	16	0.125	0	0	0
GRAY Sonny, USA	0.75	2-0	2	2	1	1/0	0	12.0	4	2	1	2	20	1	0	0	40	0.100	0	0	0
COLE Gerrit, USA	1.50	0-0	1	1	0	0/0	0	6.0	6	2	1	0	8	3	0	0	22	0.273	0	1	0

JOHNSON Brian, USA	0.00	1-0	1	0	0	0/0	0	3.0	4	1	0	0	5	0	0	0	12	0.333	0	0	0
WINKLER Kyle, USA	0.00	0-0	1	0	0	0/1	0	2.0	1	0	0	0	4	0	0	0	7	0.143	0	0	0
RAMIREZ Nick, USA	0.00	0-0	1	0	0	0/0	0	1.1	0	0	0	0	2	0	0	0	4	0.000	0	0	0
RAMIREZ Noe, USA	6.00	0-0	2	0	0	0/0	1	3.0	4	2	2	1	3	1	0	0	11	0.364	0	0	0
MCGOUGH Scott, USA	9.00	0-0	1	0	0	0/0	0	1.0	2	2	1	1	0	1	0	0	5	0.400	0	0	0
GILMARTIN Sean, USA	13.50	0-0	1	0	0	0/0	0	0.2	2	1	1	2	0	1	0	0	4	0.500	0	0	0

Player	C	PO	A	E	FLD%	DPs	SBA	CSB	SBA%	PB	CI
MAGGI Drew, USA	20	3	17	0	1.000	1	0	0	---	0	0
ESPOSITO Jason, USA	12	1	11	0	1.000	0	0	0	---	0	0
RODRIGUEZ Steve, USA	10	10	0	0	1.000	0	0	0	---	0	0
FONTANA Nolan, USA	10	4	6	0	1.000	1	0	0	---	0	0
SPRINGER George, USA	5	3	2	0	1.000	0	0	0	---	0	0
BRADLEY Jackie Jr, USA	5	5	0	0	1.000	0	0	0	---	0	0
MAHTOOK Mikie, USA	3	3	0	0	1.000	0	0	0	---	0	0
MILLER Brad, USA	2	1	1	0	1.000	0	0	0	---	0	0
RAMIREZ Noe, USA	2	1	1	0	1.000	0	1	0	1.000	0	0
GRAY Sonny, USA	1	0	1	0	1.000	0	3	0	1.000	0	0
JOHNSON Brian, USA	1	0	1	0	1.000	0	0	0	---	0	0
COLE Gerrit, USA	1	0	1	0	1.000	0	0	0	---	0	0
BARNES Matt, USA	1	0	1	0	1.000	0	0	0	---	0	0
ANDERSON Tyler, USA	1	0	1	0	1.000	0	0	0	---	0	0
O'BRIEN Peter, USA	50	48	1	1	0.980	0	5	0	1.000	3	0
RAMIREZ Nick, USA	37	35	1	1	0.973	1	0	0	---	0	0
WRIGHT Ryan, USA	10	9	0	1	0.900	0	0	0	---	0	0
MCGOUGH Scott, USA	1	0	0	1	0.000	0	0	0	---	0	0
WINKLER Kyle, USA	0	0	0	0	0.000	0	1	0	1.000	0	0
DICKERSON Alex, USA	0	0	0	0	0.000	0	0	0	---	0	0
GILMARTIN Sean, USA	0	0	0	0	0.000	0	0	0	---	0	0

Hitting minimums - 1 Games 2.7 AB/Game 2.7 TPA/Game

Pitching minimums - 1 Games 0.8 IP/Game

Teams' stats



SRI LANKA

SRI

Player	AVG	GP-GS	AB	R	H	2B	3B	HR	RBI	TB	SLG%	BB	HBP	SO	GDP	OB%	SF	SH	SB-ATT
ASANKA S Henegedara, SRI	0.000	4-4	7	0	0	0	0	0	0	0	0.000	0	0	2	0	0.000	0	0	0-0
BHANUKA RSSA, SRI	0.083	6-6	12	0	1	0	0	0	0	1	0.083	2	0	5	0	0.214	0	0	1-2
DON ID Nanayakkara, SRI	0.000	3-1	2	0	0	0	0	0	0	0	0.000	0	1	2	0	0.333	0	0	0-0
GAYAN MKPG, SRI	0.000	3-2	4	0	0	0	0	0	0	0	0.000	0	0	4	0	0.000	0	0	0-0
GAYAN S T A, SRI	0.000	2-0	1	0	0	0	0	0	0	0	0.000	0	0	1	0	0.000	0	0	0-0
HITHTHATIYA LDRD, SRI	0.000	5-1	2	0	0	0	0	0	0	0	0.000	1	0	2	0	0.333	0	0	0-0
INDIKA W, SRI	0.333	3-2	3	0	1	0	0	0	0	1	0.333	1	1	1	0	0.600	0	0	0-0
JEEWAKA C P N H, SRI	0.000	5-4	9	0	0	0	0	0	0	0	0.000	1	0	5	0	0.100	0	0	0-0
LASANTHA SMUMUM, SRI	0.000	6-6	13	0	0	0	0	0	0	0	0.000	1	0	12	0	0.071	0	0	3-3
NERANJAN BIIImiyaM, SRI	0.000	6-6	10	0	0	0	0	0	0	0	0.000	0	1	5	0	0.091	0	0	0-0
NIROSHAN SGPGP, SRI	0.133	6-6	15	0	2	1	0	0	0	3	0.200	0	0	8	0	0.133	0	0	0-0
PRASAD ALTA, SRI	0.000	1-0	1	0	0	0	0	0	0	0	0.000	0	0	1	0	0.000	0	0	0-0
SAHAN LKGG, SRI	0.000	6-6	8	0	0	0	0	0	0	0	0.000	1	0	3	0	0.111	0	0	0-0
SAMARASINGHEGE RBS, SRI	0.250	4-0	4	0	1	0	0	0	0	1	0.250	0	0	3	0	0.250	0	0	0-0
THEEKSHANA UG, SRI	0.200	4-4	5	0	1	0	0	0	0	1	0.200	0	0	2	0	0.200	0	1	0-0
WITHANAGE DTD, SRI	0.267	6-6	15	0	4	1	0	0	0	5	0.333	0	0	4	0	0.267	0	0	0-2

Player	ERA	W-L	APP	GS	CG	SHO/CBO	SV	IP	H	R	ER	BB	SO	2B	3B	HR	AB	B/Avg	WP	HBP	BK
PRASAD ALTA, SRI	10.32	0-1	4	1	0	0/0	0	11.1	15	14	13	4	2	3	3	4	45	0.333	0	3	1
NERANJAN BIIImiyaM, SRI	33.23	0-3	3	3	0	0/0	0	8.2	32	35	32	5	2	9	3	2	57	0.561	0	6	1

SAHAN LKGG, SRI	9.64	0-1	3	1	0	0/0	0	4.2	13	15	5	6	0	3	0	1	31	0.419	0	0	0
RAJITHA PHewa D, SRI	30.86	0-0	4	0	0	0/0	0	4.2	17	18	16	5	1	3	4	0	29	0.586	3	5	0
ASANKA S Henegedara, SRI	49.50	0-1	1	1	0	0/0	0	2.0	11	12	11	1	0	2	1	0	18	0.611	0	1	0

Player	C	PO	A	E	FLD%	DPs	SBA	CSB	SBA%	PB	CI
NIROSHAN SGPGP, SRI	31	29	2	0	1.000	0	0	0	---	0	0
JEEWAKA C P N H, SRI	8	8	0	0	1.000	0	0	0	---	0	0
THEEKSHANA UG, SRI	6	3	3	0	1.000	0	0	0	---	0	0
BHANUKA RSSA, SRI	5	5	0	0	1.000	0	12	0	1.000	4	0
PRASAD ALTA, SRI	3	0	3	0	1.000	0	3	2	0.600	0	0
HITHTHATIYA LDRD, SRI	3	1	2	0	1.000	0	0	0	---	0	0
LASANTHA SMUMUM, SRI	26	14	11	1	0.962	0	0	0	---	0	0
WITHANAGE DTD, SRI	15	13	0	2	0.867	0	0	0	---	0	0
NERANJAN BIIImiyaM, SRI	6	4	1	1	0.833	0	7	0	1.000	0	0
INDIKA W, SRI	10	2	6	2	0.800	0	0	0	---	0	0
GAYAN MKPG, SRI	5	4	0	1	0.800	0	0	0	---	0	0
DON ID Nanayakkara, SRI	4	2	1	1	0.750	0	0	0	---	0	0
SAHAN LKGG, SRI	10	7	0	3	0.700	0	1	0	1.000	0	0
ASANKA S Henegedara, SRI	5	2	1	2	0.600	0	1	0	1.000	0	0
GAYAN S T A, SRI	0	0	0	0	0.000	0	0	0	---	0	0
SAMARASINGHEGE RBS, SRI	0	0	0	0	0.000	0	0	0	---	0	0
RAJITHA PHewa D, SRI	0	0	0	0	0.000	0	0	0	---	0	0

Hitting minimums - 1 Games 2.7 AB/Game 2.7 TPA/Game

Pitching minimums - 1 Games 0.8 IP/Game

Teams' stats



CHINESE TAIPEI

TPE

Player	AVG	GP-GS	AB	R	H	2B	3B	HR	RBI	TB	SLG%	BB	HBP	SO	GDP	OB%	SF	SH	SB-ATT
CHEN Wei Chih, TPE	0.524	6-6	21	5	11	3	0	1	7	17	0.810	0	2	2	0	0.565	0	0	0-0
LAN Yin Lun, TPE	0.455	6-6	22	8	10	2	0	0	6	12	0.545	1	0	3	0	0.478	0	2	0-0
HUANG Chih Pei, TPE	0.444	6-6	27	9	12	2	1	2	11	22	0.815	1	0	8	0	0.464	0	0	1-1
LIN Wei Ting, TPE	0.333	5-4	18	3	6	1	0	0	0	7	0.389	0	1	2	0	0.368	0	0	1-1
HUANG Yi Kun, TPE	0.333	6-6	18	6	6	0	0	2	7	12	0.667	4	1	4	0	0.478	0	1	1-2
YANG Hsien Hsien, TPE	0.304	6-6	23	9	7	3	0	0	2	10	0.435	1	2	4	0	0.385	0	1	0-0
HUNG Chen Yu, TPE	0.273	5-5	22	5	6	2	0	0	5	8	0.364	1	0	2	0	0.304	0	0	0-0
CHOU Sheng Hsun, TPE	0.333	3-0	3	1	1	0	0	0	2	1	0.333	1	0	1	1	0.500	0	0	0-0
HSU Wen Cheng, TPE	0.000	1-0	1	0	0	0	0	0	0	0	0.000	0	0	1	0	0.000	0	0	0-0
LAI Hung Cheng, TPE	0.000	1-0	0	0	0	0	0	0	0	0	0.000	0	0	0	0	0.000	0	0	0-0
LIN Chun Liang, TPE	0.375	3-2	8	3	3	1	0	0	1	4	0.500	0	1	2	0	0.444	0	0	0-1
TANG Ting Yu, TPE	0.333	3-2	9	2	3	0	1	0	2	5	0.556	0	0	2	0	0.333	0	0	1-1
TENG Chih Wei, TPE	0.200	5-3	10	2	2	1	0	0	1	3	0.300	2	0	3	1	0.333	0	0	0-0
WANG Chun Chieh, TPE	0.091	4-4	11	0	1	0	0	0	0	1	0.091	1	0	4	1	0.167	0	0	0-0
YANG Kuan Wei, TPE	0.643	5-4	14	7	9	2	1	2	11	19	1.357	3	0	1	0	0.706	0	0	1-1

Player	ERA	W-L	APP	GS	CG	SHO/CBO	SV	IP	H	R	ER	BB	SO	2B	3B	HR	AB	B/Avg	WP	HBP	BK
CHIU Hao Chun, TPE	0.00	1-0	2	1	0	0/2	0	5.0	1	0	0	1	9	0	0	0	15	0.067	0	0	0
CHEN Kuan Yu, TPE	3.86	0-0	3	1	0	0/0	0	7.0	10	5	3	2	5	2	0	0	32	0.313	2	1	1
LAI Hung Cheng, TPE	4.70	0-0	2	0	0	0/0	0	7.2	6	4	4	4	4	1	2	0	28	0.214	0	1	0
LIAO Wen-Yang, TPE	5.00	0-2	3	2	0	0/0	0	9.0	14	12	5	4	7	3	1	2	38	0.368	0	3	0
LIAO Chuang Ju, TPE	0.00	0-0	2	1	0	0/2	0	4.0	1	0	0	2	2	0	0	0	10	0.100	0	0	0
LIN Chen Hua, TPE	0.00	0-1	2	0	0	0/0	0	3.2	5	2	0	1	4	0	0	0	14	0.357	0	0	0
HSU Wen Cheng, TPE	0.00	1-1	2	0	0	0/1	0	2.0	2	2	0	0	3	0	0	0	8	0.250	0	0	0
LIN Yu Ching, TPE	15.43	0-0	2	0	0	0/0	0	2.1	5	5	4	3	4	3	0	1	13	0.385	1	1	0
TSENG Tsung Hsuan, TPE	16.62	0-0	2	1	0	0/0	0	4.1	13	9	8	0	1	2	1	0	23	0.565	0	1	0

Player	C	PO	A	E	FLD%	DPs	SBA	CSB	SBA%	PB	CI
YANG Kuan Wei, TPE	12	11	1	0	1.000	0	1	1	0.500	0	0
CHOU Sheng Hsun, TPE	10	9	1	0	1.000	0	0	1	0.000	0	0
LAN Yin Lun, TPE	8	8	0	0	1.000	0	0	0	---	0	0
LAI Hung Cheng, TPE	5	2	3	0	1.000	0	2	1	0.667	0	0
TANG Ting Yu, TPE	5	2	3	0	1.000	0	0	0	---	0	0
LIAO Wen-Yang, TPE	4	0	4	0	1.000	0	2	0	1.000	0	0
CHEN Kuan Yu, TPE	4	2	2	0	1.000	0	2	0	1.000	0	0
LIAO Chuang Ju, TPE	3	0	3	0	1.000	0	0	1	0.000	0	0
TSENG Tsung Hsuan, TPE	3	1	2	0	1.000	0	1	0	1.000	0	0
LIN Chen Hua, TPE	2	1	1	0	1.000	0	0	0	---	0	0
CHIU Hao Chun, TPE	1	0	1	0	1.000	0	1	1	0.500	0	0
WANG Chun Chieh, TPE	29	26	2	1	0.966	0	7	1	0.875	2	0
HUANG Chih Pei, TPE	47	38	7	2	0.957	1	0	0	---	0	0
LIN Wei Ting, TPE	20	10	9	1	0.950	1	0	0	---	0	0
CHEN Wei Chih, TPE	15	6	8	1	0.933	0	0	0	---	0	0
HUANG Yi Kun, TPE	11	8	2	1	0.909	0	0	0	---	0	0
YANG Hsien Hsien, TPE	21	5	14	2	0.905	1	0	0	---	0	0
HUNG Chen Yu, TPE	8	6	1	1	0.875	0	0	0	---	0	0
LIN Yu Ching, TPE	0	0	0	0	0.000	0	0	0	---	0	0
TENG Chih Wei, TPE	0	0	0	0	0.000	0	0	0	---	0	0
LIN Chun Liang, TPE	0	0	0	0	0.000	0	0	0	---	0	0
HSU Wen Cheng, TPE	0	0	0	0	0.000	0	0	0	---	0	0

Hitting minimums - 1 Games 2.7 AB/Game 2.7 TPA/Game

Pitching minimums - 1 Games 0.8 IP/Game

Teams' stats



JAPAN

JPN

Player	AVG	GP-GS	AB	R	H	2B	3B	HR	RBI	TB	SLG%	BB	HBP	SO	GDP	OB%	SF	SH	SB-ATT
ISHIMINE Shota, JPN	0.474	5-5	19	9	9	1	2	1	8	17	0.895	2	0	2	0	0.524	0	1	3-3
HASEGAWA Yuichi, JPN	0.368	5-5	19	2	7	2	0	0	3	9	0.474	0	0	3	0	0.350	1	0	1-1
SUZUKI Daichi, JPN	0.357	5-5	14	5	5	1	1	1	4	11	0.786	3	1	1	2	0.474	1	1	0-0
MATSUMOTO Koichiro, JPN	0.357	5-3	14	2	5	3	1	0	4	10	0.714	0	0	2	0	0.357	0	0	0-0
ITO Hayata, JPN	0.263	5-5	19	5	5	0	0	2	8	11	0.579	2	0	5	0	0.318	1	0	0-0
ABE Toshihiro, JPN	0.200	5-5	15	3	3	0	1	0	1	5	0.333	2	0	6	0	0.294	0	1	0-0

ARAKI Fumiya, JPN	0.333	4-2	6	3	2	1	0	0	1	3	0.500	0	1	2	0	0.429	0	0	0-1
FUSHIMI Torai, JPN	0.333	3-1	3	3	1	0	0	0	0	1	0.333	2	0	1	0	0.600	0	0	0-0
INOUE Seiya, JPN	0.000	2-1	2	0	0	0	0	0	0	0	0.000	1	0	0	0	0.333	0	0	0-0
KOIKE Shota, JPN	0.167	4-4	12	2	2	0	0	0	0	2	0.167	1	0	4	0	0.231	0	0	0-0
OKAZAKI Keisuke, JPN	0.500	3-0	2	0	1	1	0	0	1	2	1.000	1	0	0	0	0.667	0	0	0-0
TAKI Hiroshi, JPN	0.231	5-3	13	2	3	0	0	0	3	3	0.231	1	0	4	0	0.286	0	0	1-2
WAKAMATSU Masahiro, JPN	0.500	3-1	4	0	2	1	0	0	0	3	0.750	1	0	1	0	0.600	0	0	0-0
WATANABE Kimio, JPN	0.333	5-5	12	5	4	1	0	0	2	5	0.417	5	1	0	0	0.556	0	2	2-2

Player	ERA	W-L	APP	GS	CG	SHO/CBO	SV	IP	H	R	ER	BB	SO	2B	3B	HR	AB	B/Avg	WP	HBP	BK
NOMURA Yusuke, JPN	0.00	0-0	2	1	0	0/2	0	4.0	1	0	0	0	9	1	0	0	13	0.077	0	0	0
SAITO Yuki, JPN	3.00	1-1	2	2	0	0/1	0	12.0	9	4	4	3	13	0	0	1	45	0.200	1	3	0
SUGANO Tomoyuki, JPN	3.38	1-0	2	1	0	0/1	0	8.0	7	3	3	1	9	0	0	2	29	0.241	0	1	0
INUI Masahiro, JPN	4.50	0-0	3	0	0	0/1	0	4.0	5	2	2	0	7	0	0	0	16	0.313	0	1	0
FUJIOKA Takahiro, JPN	6.75	0-0	1	1	0	0/0	0	4.0	7	4	3	1	3	1	0	2	17	0.412	0	1	0

OHISHI Tatsuya, JPN	0.00	0-0	3	0	0	0/2	0	3.0	0	0	0	1	9	0	0	0	9	0.000	0	0	0
NAKAUSHIRO, JPN	0.00	0-0	2	0	0	0/1	0	2.0	1	0	0	0	3	0	0	0	5	0.200	0	1	0
KAGAMI Kisho, JPN	13.50	1-1	2	0	0	0/1	0	2.0	3	3	3	1	4	0	0	0	9	0.333	0	0	0

Player	C	PO	A	E	FLD%	DPs	SBA	CSB	SBA%	PB	CI
TAKI Hiroshi, JPN	22	19	3	0	1.000	0	0	0	----	0	0
ABE Toshihiro, JPN	17	4	13	0	1.000	2	0	0	----	0	0
FUSHIMI Torai, JPN	16	16	0	0	1.000	0	0	0	----	0	0
ARAKI Fumiya, JPN	16	14	2	0	1.000	1	0	0	----	0	0
HASEGAWA Yuichi, JPN	5	3	2	0	1.000	0	0	0	----	0	0
ISHIMINE Shota, JPN	5	5	0	0	1.000	0	0	0	----	0	0
SAITO Yuki, JPN	5	0	5	0	1.000	0	0	0	----	0	0
ITO Hayata, JPN	3	2	1	0	1.000	0	0	0	----	0	0
INUI Masahiro, JPN	2	0	2	0	1.000	0	0	0	----	0	0
FUJIOKA Takahiro, JPN	1	0	1	0	1.000	0	0	1	0.000	0	0
NOMURA Yusuke, JPN	1	1	0	0	1.000	0	0	0	----	0	0
OKAZAKI Keisuke, JPN	1	0	1	0	1.000	0	0	0	----	0	0
SUGANO Tomoyuki, JPN	1	1	0	0	1.000	0	1	0	1.000	0	0
KOIKE Shota, JPN	46	42	3	1	0.978	1	1	1	0.500	1	0
WATANABE Kimio, JPN	16	7	8	1	0.938	0	0	0	----	0	0
SUZUKI Daichi, JPN	13	3	8	2	0.846	0	0	0	----	0	0
WAKAMATSU Masahiro, JPN	0	0	0	0	0.000	0	0	0	----	0	0
OHISHI Tatsuya, JPN	0	0	0	0	0.000	0	0	0	----	0	0
NAKAUSHIRO, JPN	0	0	0	0	0.000	0	0	0	----	0	0
MATSUMOTO Koichiro, JPN	0	0	0	0	0.000	0	0	0	----	0	0
KAGAMI Kisho, JPN	0	0	0	0	0.000	0	0	0	----	0	0
INOUE Seiya, JPN	0	0	0	0	0.000	0	0	0	----	0	0

Hitting minimums - 1 Games 2.7 AB/Game 2.7 TPA/Game

Pitching minimums - 1 Games 0.8 IP/Game

Leaders Summary

TEAM BATTING	G	Avg	AB	R	H	2B	3B	HR	BB	SO	SB-ATT
CUBA	5	0.488	160	70	78	15	3	13	19	13	5-7
CHINESE TAIPEI	6	0.372	207	60	77	17	3	7	15	39	5-7
CANADA	6	0.325	203	58	66	12	6	7	27	39	6-8
AMERICA	5	0.323	164	46	53	13	1	7	18	25	11-11
JAPAN	5	0.318	154	41	49	11	5	4	21	31	7-9
KOREA	5	0.262	145	21	38	5	3	0	18	43	5-9
CHINA	6	0.174	144	17	25	3	2	2	8	44	6-6
SRI LANKA	6	0.090	111	0	10	2	0	0	7	60	4-7
Totals	22	0.307	1288	313	396	78	23	40	133	294	49-64

HITS	
MARSHALL Chad-CAN	12
HUANG Chih Pei-TPE	12
CHEN Wei Chih-TPE	11
DESPAIGNE R Alfredo-CUB	11
CESPEDES M Yoennis-CUB	11

RUNS SCORED	
MARTIN T Leonis-CUB	13
CESPEDES M Yoennis-CUB	12
DESPAIGNE R Alfredo-CUB	10
4 tied with 9 run(s) scored	

RUNS BATTED IN	
CESPEDES M Yoennis-CUB	14
ABREU C Jose D-CUB	12
YANG Kuan Wei-TPE	11
HUANG Chih Pei-TPE	11
2 tied with 9 RBI(s)	

DOUBLES	
REGAN Garrett-CAN	4
6 tied with 3 double(s)	

TRIPLES	
ISHIMINE Shota-JPN	2
WALLANCE Greg-CAN	2
19 tied with 1 triple(s)	

HOME RUNS	
CESPEDES M Yoennis-CUB	4
ABREU C Jose D-CUB	4
7 tied with 2 home run(s)	

TOTAL BASES	
ABREU C Jose D-CUB	25
CESPEDES M Yoennis-CUB	25
HUANG Chih Pei-TPE	22
DESPAIGNE R Alfredo-CUB	20
YANG Kuan Wei-TPE	19

STOLEN BASES	SB-ATT
MARTIN T Leonis-CUB	4-5
LASANTHA SMUMUM-SRI	3-3
ISHIMINE Shota-JPN	3-3
MAGGI Drew-USA	3-3
MAHTOOK Mikie-USA	3-3

STRIKEOUTS	IP	SO
GRAY Sonny-USA	12.0	20
HINOJOSA H Dalier-CUB	7.0	16
PEDROSO G Yadier-CUB	12.2	14
SAITO Yuki-JPN	12.0	13
2 tied with 10 strikeout(s)		

TEAM PITCHING	G	ERA	W	L	Sv	IP	H	R	ER	BB	SO
AMERICA	5	1.32	5	0	1	41.0	28	10	6	7	56
CUBA	5	1.32	5	0	0	34.0	23	8	5	5	47
JAPAN	5	3.46	3	2	0	39.0	33	16	15	7	57
CANADA	6	4.59	4	2	1	49.0	45	34	25	24	45
CHINESE TAIPEI	6	4.80	2	4	0	45.0	57	39	24	17	39
KOREA	5	9.00	2	3	0	38.0	50	41	38	18	26
CHINA	6	15.23	1	5	0	39.0	72	71	66	34	19
SRI LANKA	6	22.12	0	6	0	31.1	88	94	77	21	5
Totals	22	7.28	22	22	2	316.1	396	313	256	133	294

TEAM FIELDING	G	PO	A	E	Pct	DP	PB	SBA-ATT
CUBA	5	102	35	2	0.986	0	0	4-4
AMERICA	5	123	45	4	0.977	1	3	5-5
JAPAN	5	117	49	4	0.976	2	1	1-2
KOREA	5	114	40	5	0.969	3	1	3-5
CANADA	6	147	64	8	0.963	6	3	6-8
CHINESE TAIPEI	6	135	64	9	0.957	1	2	8-11
CHINA	6	117	45	8	0.953	0	0	10-15
SRI LANKA	6	94	30	13	0.905	0	4	12-14
Totals	22	949	372	53	0.961	13	14	49-64

INDIVIDUAL BATTING											
Min 2.7 AB/Team game	G	Avg	AB	R	H	RBI	2B	3B	HR	BB	
ABREU C Jose D-CUB	5	0.714	14	9	10	12	1	1	4	2	
CESPEDES M Yoennis-CUB	5	0.611	18	12	11	14	2	0	4	1	
DESPAIGNE R Alfredo-CUB	5	0.579	19	10	11	8	3	0	2	3	
CHEN Wei Chih-TPE	6	0.524	21	5	11	7	3	0	1	0	
ISHIMINE Shota-JPN	5	0.474	19	9	9	8	1	2	1	2	
MARTIN T Leonis-CUB	5	0.471	17	13	8	2	2	0	0	6	
MAHTOOK Mikie-USA	5	0.467	15	7	7	6	1	1	1	2	
LAN Yin Lun-TPE	6	0.455	22	8	10	6	2	0	0	1	
WRIGHT Ryan-USA	5	0.450	20	8	9	6	2	0	1	0	
HUANG Chih Pei-TPE	6	0.444	27	9	12	11	2	1	2	1	

INDIVIDUAL PITCHING										
Min 0.8 IP/Team game	App	ERA	W-L	Sv	IP	H	R	ER	BB	SO
BARNES Matt-USA	1	0.00	1-0	0	7.0	3	0	0	1	8
HINOJOSA H Dalier-CUB	2	0.00	1-0	0	7.0	0	0	0	2	16
CHIU Hao Chun-TPE	2	0.00	1-0	0	5.0	1	0	0	1	9
ANDERSON Tyler-USA	1	0.00	1-0	0	5.0	2	0	0	0	6
SANCHEZ C Arleys-CUB	1	0.00	1-0	0	4.1	2	0	0	1	4
NOMURA Yusuke-JPN	2	0.00	0-0	0	4.0	1	0	0	0	9
PEDROSO G Yadier-CUB	2	0.71	2-0	0	12.2	8	1	1	1	14
GRAY Sonny-USA	2	0.75	2-0	0	12.0	4	2	1	2	20
COLE Gerrit-USA	1	1.50	0-0	0	6.0	6	2	1	0	8
REYNOLDS Adam-CAN	3	2.45	1-0	1	7.1	5	7	2	8	6

Technical Appointments

Saturday 7th August

Game 23

Field	Time	Home Team	Viitor Team
Jingu	12:00	JAPAN	KOREA
Umpires:	G.Street(USA)	Huang Ming-Liang(TPE)	Koyama(JPN) Kuwabara(JPN)
	Ishizaki(JPN)	Numa(JPN)	Reserve: E.Jerkovits(CAN)
Scorekeepers:	Seki(JPN)	Shimamura(JPN)	
T.C.:	Nakamoto(JPN)		

Game 24

Field	Time	Home Team	Viitor Team
Jingu	18:00	CUBA	UNITED STATES OF AMERICA
Umpires:	Hayashi(JPN)	E.Jerkovits(CAN)	Yoon Myung-Hoon(KOR) Li Weigeng(CHN)
	Kikuchi(JPN)	Suzuki(JPN)	Reserve: Koyama(JPN)
Scorekeepers:	Numata(JPN)	Kudoh(JPN)	
T.C.:	Aso(JPN)		