



**BASEBALL
2010**

Japan
5th World University
Championship

INTERNATIONAL
University Sports

supported by **Panasonic**

Daily Report 7

Teams	
PoolA	PoolB
Canada(CAN)	China(CHN)
United States of America(USA)	Korea(KOR)
Sri Lanka(SRI)	Cuba(CUB)
Chinese Taipei(TPE)	Japan(JPN)

Schedule

Game	At time	Ballpark	Pool	Home team	Visiting team	Final Score	Inn.
Friday 30th July							
1	12:00	Jingu	A	TPE	CAN	2-3	9
2	18:00	Jingu	B	JPN	KOR	4-0	9
3	14:00	U-S	A	USA	SRI	15-0	5
Saturday 31st July							
4	12:00	Jingu	B	KOR	CUB	0-18	5
5	18:00	Jingu	B	CHN	JPN	0-15	6
6	14:00	U-S	A	CAN	SRI	18-0	5
Sunday 1st August							
7	12:00	Jingu	B	JPN	CUB	7-12	9
8	18:00	Jingu	A	USA	TPE	8-7	11
9	14:00	U-S	B	KOR	CHN	13-4	9
Monday 2nd August							
10	12:00	Y'hama	A	SRI	TPE	0-16	5
11	18:00	Y'hama	A	CAN	USA	1-8	9
12	14:00	KAIT	B	CUB	CHN	15-0	5
Tuesday 3rd August							
13	12:00	Y'hama		USA	CHN	11-0	7
14	14:00	KAIT		CAN	KOR	4-7	9

Wednesday 4th August

15	12:00	Y'hama	 CUB	 SRI	14-0	7
16	18:00	Y'hama	 JPN	 TPE	13-0	7
17	14:00	KAIT	 CHN	 CAN	3-17	7

Thursday 5th August

18	12:00	Y'hama	 CUB	 KOR	-	
19	18:00	Y'hama	 USA	 JPN	-	
20	14:00	KAIT	 TPE	 SRI	-	

Friday 6th August

21	12:00	Jingu	Game for 5th and 6th Place			-
22	14:00	U-S	Game for 7th and 8th Place			-

Saturday 7th August

23	12:00	Jingu	Bronze Medal Game			-
24	18:00	Jingu	Gold Medal Game			-

Sunday 8th August

		Jingu	Rain date			-
		U-S	Rain date			-

※Jingu = Meiji Jingu Stadium

U-S = Utsumi - Shimaoka Ballpark

Y'hama = Yokohama Stadium

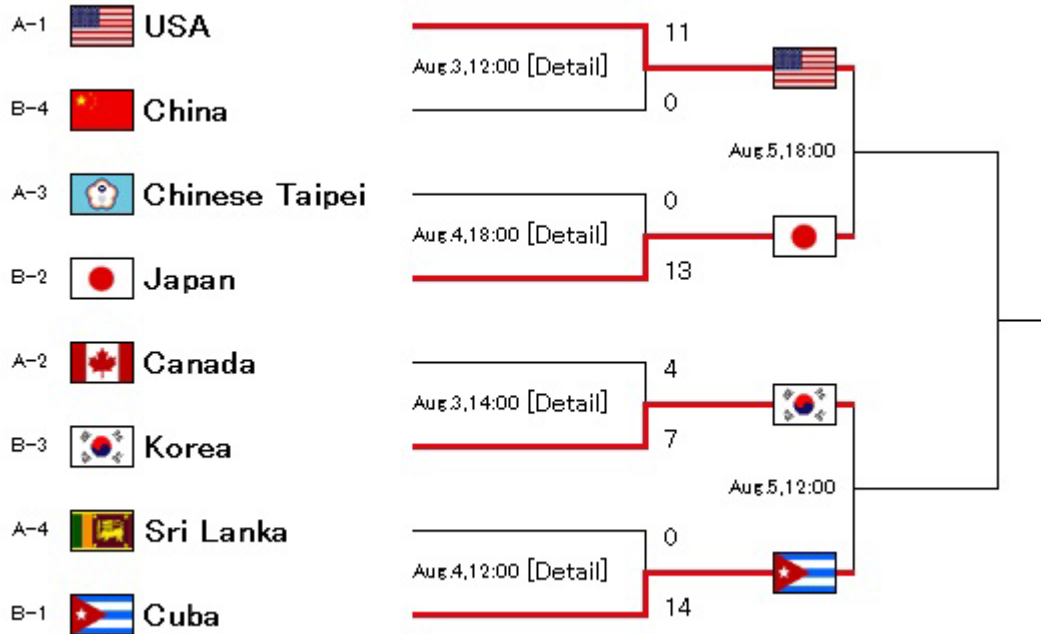
KAIT = KAIT Stadium

Pool A

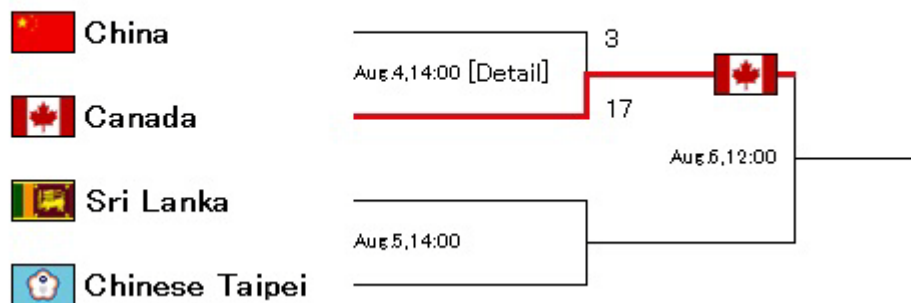
						Game	W	L	Ave.
1	 U.S.A.	-	W 8-1	W 8-7	W 15-0	3	3	0	1.000
2	 Canada	L 1-8	-	W 3-2	W 18-0	3	2	1	0.667
3	 Chinese Taipei	L 7-8	L 2-3	-	W 16-0	3	1	2	.333
4	 Sri Lanka	L 0-15	L 0-18	L 0-16	-	3	0	3	.000

Pool B

						Game	W	L	Ave.
1	 Cuba	-	W 12-7	W 18-0	W 15-0	3	3	0	1.000
2	 Japan	L 7-12	-	W 4-0	W 15-0	3	2	1	.667
3	 Korea	L 0-18	L 0-4	-	W 13-4	3	1	2	.333
4	 China	L 0-15	L 0-15	L 4-13	-	3	0	3	.000



Ranking Decider (5th - 8th Place)



Game Summary 15



CUBA – SRI LANKA



Score by Innings R H E

SRI LANKA 000 000 0 0 0 0
CUBA 732 011 X 14 18 0

SRI LANKA 0 (0-4)

Player	AB	R	H	BI	2B	3B	HR	BB	SB	CS	HP	SH	SF	SO	IBB	KL	GDP	PO	A	E
WITHANAGE lf	3	0	0	0	0	0	0	0	0	0	0	0	0	2	0	1	0	2	0	0
LASANTHA ss	3	0	0	0	0	0	0	0	0	0	0	0	0	3	0	1	0	4	2	0
NIROSHAN 1b	3	0	0	0	0	0	0	0	0	0	0	0	0	2	0	0	0	3	0	0
BHANUKA c	2	0	0	0	0	0	0	0	0	0	0	0	0	1	0	1	0	0	0	0
ASANKA 3b	2	0	0	0	0	0	0	0	0	0	0	0	0	1	0	0	0	1	0	0
NERANJAN p	1	0	0	0	0	0	0	0	0	0	0	0	0	1	0	0	0	1	0	0
PRASAD p	1	0	0	0	0	0	0	0	0	0	0	0	0	1	0	1	0	0	0	0
RAJITHA p	0	0	0	0	0	0	0	0	0	0	0	0	0	0	0	0	0	0	0	0
JEEWAKA rf	2	0	0	0	0	0	0	0	0	0	0	0	0	2	0	1	0	4	0	0
HITHTHATIYA 2b	1	0	0	0	0	0	0	0	0	0	0	0	0	1	0	1	0	1	0	0
SAMARASINGHE ph	1	0	0	0	0	0	0	0	0	0	0	0	0	1	0	0	0	0	0	0
DON 2b	0	0	0	0	0	0	0	0	0	0	0	0	0	0	0	0	0	1	0	0
SAHAN cf	2	0	0	0	0	0	0	0	0	0	0	0	0	1	0	0	0	1	0	0
Totals	21	0	0	0	0	0	0	0	0	0	0	0	0	16	0	6	0	18	2	0

CUBA 14 (4-0)

Player	AB	R	H	BI	2B	3B	HR	BB	SB	CS	HP	SH	SF	SO	IBB	KL	GDP	PO	A	E
MARTIN cf	3	3	3	1	0	0	0	2	1	0	0	0	0	0	0	0	0	0	0	0
CERCE 2b	4	2	2	1	1	0	0	0	0	0	1	0	0	0	0	0	0	0	0	0
OLIVERA dh	4	1	1	1	0	0	0	1	0	0	0	0	0	0	0	0	0	0	0	0
DESPAIGNE A lf	5	2	3	3	1	0	0	0	0	0	0	0	0	0	0	0	0	1	0	0
CESPEDES rf	4	3	2	0	0	0	0	0	0	0	1	0	0	0	0	0	0	0	0	0
ABREU 1b	2	1	2	2	0	0	0	0	0	0	0	0	0	0	0	0	0	0	0	0
URRUTIA 1b	2	0	2	1	0	0	0	0	0	0	0	0	0	0	0	0	0	3	0	0
DIAZ 3b/ss	3	0	0	2	0	0	0	0	0	0	0	0	1	0	0	0	0	0	1	0
MOREJON c	2	1	1	2	0	1	0	0	0	0	0	0	0	0	0	0	0	5	0	0
ALBERRO c	2	0	0	0	0	0	0	0	0	0	0	0	0	0	0	0	0	11	0	0
BORROTO ss	2	1	1	1	1	0	0	0	0	0	0	0	0	0	0	0	0	0	0	0
LUNAR 3b	2	0	1	0	1	0	0	0	0	0	0	0	0	0	0	0	0	1	1	0
HINOJOSA p	0	0	0	0	0	0	0	0	0	0	0	0	0	0	0	0	0	0	1	0
Totals	35	14	18	14	4	1	0	3	1	0	2	0	1	0	0	0	0	21	3	0

SRI LANKA	W/S/L	IP	H	R	ER	BB	SO	WP	HB	BK	IBB	SH	SF	CI	2B	3B	HR	AB	BF	FO	GO	NP
NERANJAN	L,0-2	3.1	14	12	12	3	0	0	1	0	0	0	1	0	4	1	0	23	28	8	2	81
PRASAD		1.2	2	1	1	0	0	0	0	0	0	0	0	0	0	0	0	7	7	4	1	11
RAJITHA		1.0	2	1	1	0	0	0	1	0	0	0	0	0	0	0	0	5	6	2	1	20

CUBA	W/S/L	IP	H	R	ER	BB	SO	WP	HB	BK	IBB	SH	SF	CI	2B	3B	HR	AB	BF	FO	GO	NP
HINOJOSA	W,1-0	7.0	0	0	0	0	16	0	0	0	0	0	0	0	0	0	0	21	21	2	3	92

Umpires – HP: Motoo(JPN) 1B: Muramatsu(JPN) 2B: Sujeewa(SRI) 3B: Huang
M-L(TPE) Start: 12:02 Time: 1:40 Attendance: 500 Weather: Fine
Game notes: TC:Yoshikawa(JPN) SCORER:T.Sumii(JPN) Y.Shimamura(JPN) Game: 15

Game Summary 16



JAPAN – CHINESE TAIPEI



Score by Innings R H E

CHINESE TAIPEI 000 000 0 0 5 3
JAPAN 220 432 X 13 11 0

CHINESE TAIPEI 0 (1-3)

Player	AB	R	H	BI	2B	3B	HR	BB	SB	CS	HP	SH	SF	SO	IBB	KL	GDP	PO	A	E
LIN W 2b	3	0	2	0	1	0	0	0	0	0	0	0	0	0	0	0	0	3	2	0
YANG H ss	3	0	0	0	0	0	0	0	0	0	0	0	0	2	0	1	0	0	0	0
HUNG rf	3	0	0	0	0	0	0	0	0	0	0	0	0	2	0	0	0	0	0	0
HUANG C 1b	3	0	1	0	0	0	0	0	0	0	0	0	0	1	0	0	0	4	1	1
TENG dh	2	0	0	0	0	0	0	1	0	0	0	0	0	1	0	0	1	0	0	0
LAN cf	3	0	0	0	0	0	0	0	0	0	0	0	0	1	0	1	0	1	0	0
WANG c	2	0	0	0	0	0	0	1	0	0	0	0	0	1	0	1	0	6	0	1
HUANG Y lf	3	0	1	0	0	0	0	0	0	0	0	0	0	2	0	0	0	2	1	0
CHEN W 3b	2	0	1	0	0	0	0	0	0	0	0	0	0	0	0	0	0	1	1	1
LIAO W p	0	0	0	0	0	0	0	0	0	0	0	0	0	0	0	0	0	0	3	0
LAI p	0	0	0	0	0	0	0	0	0	0	0	0	0	0	0	0	0	1	1	0
LIN Y p	0	0	0	0	0	0	0	0	0	0	0	0	0	0	0	0	0	0	0	0
CHEN K p	0	0	0	0	0	0	0	0	0	0	0	0	0	0	0	0	0	0	0	0
Totals	24	0	5	0	1	0	0	2	0	0	0	0	0	10	0	3	1	18	9	3

JAPAN 13 (3-1)


Player	AB	R	H	BI	2B	3B	HR	BB	SB	CS	HP	SH	SF	SO	IBB	KL	GDP	PO	A	E
ISHIMINE cf	5	3	5	3	1	0	0	0	1	0	0	0	0	0	0	0	0	0	0	0
WATANABE 2b	1	2	0	0	0	0	0	2	0	0	1	1	0	0	0	0	0	2	2	0
SUZUKI 3b	0	1	0	1	0	0	0	1	0	0	1	1	1	0	0	0	0	0	1	0
OKAZAKI ph/3b	0	0	0	0	0	0	0	1	0	0	0	0	0	0	0	0	0	0	0	0
ITO rf	4	1	1	3	0	0	0	1	0	0	0	0	0	0	0	0	0	0	0	0
MATSUMOTO dh	3	0	2	3	0	1	0	0	0	0	0	0	0	0	0	0	0	0	0	0
INOUE ph/dh	1	0	0	0	0	0	0	0	0	0	0	0	0	0	0	0	0	0	0	0
HASEGAWA lf	4	1	0	0	0	0	0	0	1	0	0	0	0	0	0	0	0	1	1	0
ARAKI 1b	3	1	1	0	1	0	0	0	0	0	0	0	0	1	0	0	0	5	2	0
WAKAMATSU ph	1	0	0	0	0	0	0	0	0	0	0	0	0	1	0	0	0	0	0	0
TAKI 1b	0	0	0	0	0	0	0	0	0	0	0	0	0	0	0	0	0	0	0	0
FUSHIMI c	2	3	1	0	0	0	0	2	0	0	0	0	0	1	0	0	0	11	0	0
ABE ss	3	1	1	0	0	1	0	0	0	0	0	1	0	2	0	0	0	1	4	0
SUGANO p	0	0	0	0	0	0	0	0	0	0	0	0	0	0	0	0	0	1	0	0
NOMURA p	0	0	0	0	0	0	0	0	0	0	0	0	0	0	0	0	0	0	0	0
OHISHI p	0	0	0	0	0	0	0	0	0	0	0	0	0	0	0	0	0	0	0	0
Totals	27	13	11	10	2	2	0	7	2	0	2	3	1	5	0	0	0	21	10	0

CHINESE TAIPEI	W/S/L	IP	H	R	ER	BB	SO	WP	HB	BK	IBB	SH	SF	CI	2B	3B	HR	AB	BF	FO	GO	NP
LIAO W	L,0-2	1.2	5	4	2	1	0	0	2	0	0	3	0	0	2	0	0	6	12	1	3	42
LAI		2.1	3	4	4	2	2	0	0	0	0	0	1	0	0	2	0	10	13	2	3	37
LIN Y		0.1	1	3	2	2	1	0	0	0	0	0	0	0	0	0	0	2	4	0	0	18
CHEN K		1.2	2	2	0	2	2	1	0	0	0	0	0	0	0	0	0	9	11	1	2	39

JAPAN	W/S/L	IP	H	R	ER	BB	SO	WP	HB	BK	IBB	SH	SF	CI	2B	3B	HR	AB	BF	FO	GO	NP
SUGANO	W,1-0	5.0	4	0	0	1	4	0	0	0	0	0	0	0	0	0	0	17	18	1	8	58
NOMURA		1.0	1	0	0	0	3	0	0	0	0	0	0	0	1	0	0	4	4	0	0	14
OHISHI		1.0	0	0	0	1	3	0	0	0	0	0	0	0	0	0	0	3	4	0	0	15

Umpires – HP: G.Street(USA) 1B: Li Weigeng(CHN) 2B: Yoon M-H(KOR) 3B:
Yamaguchi(JPN) Start: 18:05 Time: 2:20 Attendance: 5000 Weather: Fine
Game notes: TC:Yamanaka(JPN) SCORER:S.Seki(JPN) T.Kudoh(JPN) Game: 16

Game Summary 17



CHINA - CANADA



Score by Innings R H E

CANADA	122	206	4	17	11	1
CHINA	002	001	0	3	4	1

CANADA 17 (3-2)

Player	AB	R	H	BI	2B	3B	HR	BB	SB	CS	HP	SH	SF	SO	IBB	KL	GDP	PO	A	E
MARSHALL 2b	3	2	2	1	0	0	1	2	0	0	0	0	0	0	0	0	0	3	4	0
CARRUTHERS cf	5	1	1	2	1	0	0	0	0	1	0	0	0	1	0	0	0	0	1	0
ELLIS 3b	2	3	2	0	1	0	0	3	0	0	0	0	0	0	0	0	0	1	1	0
FLEMMING rf	4	2	1	2	0	0	1	1	0	0	0	0	0	1	0	0	0	1	0	0
WELCH c	5	1	1	1	1	0	0	0	0	0	0	0	0	1	0	0	0	5	0	0
LENDVOY dh	4	2	1	4	0	0	1	1	0	0	0	0	0	0	0	0	0	0	0	0
DUNSMORE lf	2	2	0	1	0	0	0	2	1	0	1	0	0	0	0	0	0	2	0	0
REGAN 1b	4	2	3	4	2	0	1	0	0	0	0	0	0	0	0	0	0	8	0	0
BELL ss	2	2	0	0	0	0	0	1	1	0	1	0	0	0	0	0	0	1	4	1
BROWN p	0	0	0	0	0	0	0	0	0	0	0	0	0	0	0	0	0	0	2	0
KOTCHIE p	0	0	0	0	0	0	0	0	0	0	0	0	0	0	0	0	0	0	0	0
Totals	31	17	11	15	5	0	4	10	2	1	2	0	0	3	0	0	0	21	12	1

CHINA 3 (0-5)

Player	AB	R	H	BI	2B	3B	HR	BB	SB	CS	HP	SH	SF	SO	IBB	KL	GDP	PO	A	E
LI 2b	3	1	0	1	0	0	0	0	1	0	0	0	0	0	0	0	0	1	2	0
JIANG lf	1	0	1	1	1	0	0	1	0	0	0	0	0	0	0	0	0	0	0	0
DONG S lf	0	0	0	0	0	0	0	0	0	0	0	1	0	0	0	0	0	1	0	0
ZHANG Q 3b	3	0	1	1	0	0	0	0	0	0	0	0	0	1	0	0	1	1	1	0
DONG C 1b	3	0	0	0	0	0	0	0	0	0	0	0	0	1	0	0	0	7	0	0
XIA Z rf	3	0	0	0	0	0	0	0	0	0	0	0	0	2	0	0	0	2	0	0
ZHANG X ss	3	0	1	0	0	0	0	0	0	0	0	0	0	0	0	0	0	4	5	0
LU c	2	1	1	0	0	0	0	1	0	0	0	0	0	0	0	0	0	3	1	0
ZHANG Ji dh	1	1	0	0	0	0	0	0	0	0	0	1	0	0	0	0	0	0	0	0
CHENG ph	1	0	0	0	0	0	0	0	0	0	0	0	0	0	0	0	1	0	0	0
CHEN cf	1	0	0	0	0	0	0	0	0	0	0	1	0	1	0	0	0	2	0	0
XIA K p	0	0	0	0	0	0	0	0	0	0	0	0	0	0	0	0	0	0	0	0
YAO p	0	0	0	0	0	0	0	0	0	0	0	0	0	0	0	0	0	0	0	1
HU p	0	0	0	0	0	0	0	0	0	0	0	0	0	0	0	0	0	0	0	0
Totals	21	3	4	3	1	0	0	2	1	0	0	3	0	5	0	0	2	21	9	1

CANADA	W/S/L	IP	H	R	ER	BB	SO	WP	HB	BK	IBB	SH	SF	CI	2B	3B	HR	AB	BF	FO	GO	NP
BROWN	W,1-1	6.0	3	3	2	1	4	0	0	0	0	3	0	0	1	0	0	18	22	5	7	79
KOTCHIE		1.0	1	0	0	1	1	0	0	0	0	0	0	0	0	0	0	3	4	0	1	20

CHINA	W/S/L	IP	H	R	ER	BB	SO	WP	HB	BK	IBB	SH	SF	CI	2B	3B	HR	AB	BF	FO	GO	NP
XIA K	L,0-2	5.0	7	7	7	4	1	0	1	1	0	0	0	0	3	0	3	21	26	6	7	102
YAO		0.2	0	6	6	5	1	0	1	0	0	0	0	0	0	0	0	2	8	0	1	33
HU		1.1	4	4	4	1	1	0	0	1	0	0	0	0	2	0	1	8	9	3	0	33

Umpires - HP: Suzuki(JPN) 1B: Kikuchi(JPN) 2B: Numa(JPN) 3B: Ishizaki(JPN)

Start: 13:59 Time: 2:26 Attendance: 110 Weather: Fine Game notes:

TC:Nakamoto(JPN) SCORER:Numata(JPN) Otsuka(JPN) Game: 17

Teams' stats

CANADA

CAN

Player	AVG	GP-GS	AB	R	H	2B	3B	HR	RBI	TB	SLG%	BB	HBP	SO	GDP	OB%	SF	SH	SB-ATT
MARSHALL Chad, CAN	0.429	5-5	21	5	9	0	0	1	4	12	0.571	2	0	1	0	0.478	0	0	1-1
WALLANCE Greg, CAN	0.357	4-4	14	1	5	0	2	0	8	9	0.643	2	1	2	0	0.471	0	1	1-1
REGAN Garrett, CAN	0.357	4-4	14	5	5	4	0	1	5	12	0.857	2	0	2	1	0.438	0	0	0-0
WELCH Dan, CAN	0.313	4-4	16	2	5	2	0	1	3	10	0.625	0	0	4	0	0.313	0	0	0-0
CARRUTHERS Blake, CAN	0.313	4-4	16	3	5	2	1	0	2	9	0.563	1	1	4	0	0.389	0	0	0-1
BELL Carter, CAN	0.267	5-5	15	6	4	0	0	0	2	4	0.267	2	1	4	0	0.389	0	0	1-1
FLEMMING Ryan, CAN	0.222	5-5	18	4	4	0	0	2	5	10	0.556	3	0	6	0	0.333	0	0	0-0
ELLIS Mark, CAN	0.308	5-5	13	6	4	1	0	0	1	5	0.385	6	2	2	0	0.571	0	0	0-0
LENDVOY Nic, CAN	0.273	4-3	11	4	3	0	1	1	6	8	0.727	2	1	1	0	0.429	0	0	0-0
DENSEM Greg, CAN	0.250	3-2	8	3	2	0	1	0	1	4	0.500	1	0	1	0	0.333	0	0	0-0
DUNSMORE Aaron, CAN	0.100	5-4	10	4	1	0	0	0	2	1	0.100	5	1	1	0	0.412	1	0	2-3

Player	ERA	W-L	APP	GS	CG	SHO/CBO	SV	IP	H	R	ER	BB	SO	2B	3B	HR	AB	B/Avg	WP	HBP	BK
MCDONALD Sheldon, CAN	1.12	1-0	1	1	0	0/0	0	8.0	3	1	1	1	4	1	0	0	26	0.115	0	0	0
KAYE Brandon, CAN	3.00	1-0	2	1	0	0/1	0	6.0	4	2	2	6	0	0	0	0	18	0.222	0	2	0
BROWN Eric, CAN	3.38	1-1	2	2	0	0/0	0	8.0	5	4	3	3	5	2	0	0	25	0.200	1	0	0
REYNOLDS Adam, CAN	3.38	0-0	2	1	0	0/0	1	5.1	3	5	2	7	6	1	0	1	16	0.188	0	2	0
CASTILLO Luis, CAN	4.50	0-0	1	0	0	0/0	0	4.0	3	4	2	2	2	2	0	0	16	0.188	0	0	0
KOTCHIE Kyle, CAN	0.00	0-0	1	0	0	0/0	0	1.0	1	0	0	1	1	0	0	0	3	0.333	0	0	0
HETHERINGTON Shawn, CAN	4.50	0-0	2	0	0	0/0	0	2.0	2	1	1	1	4	0	0	0	8	0.250	0	1	0
WALKLING David, CAN	5.40	0-1	1	0	0	0/0	0	1.2	2	1	1	1	1	1	0	0	5	0.400	0	0	0
KING Taylor, CAN	6.00	0-0	2	0	0	0/1	0	3.0	5	2	2	0	5	0	0	1	14	0.357	0	0	0

Player	C	PO	A	E	FLD%	DPs	SBA	CSB	SBA%	PB	CI
REGAN Garrett, CAN	34	34	0	0	1.000	3	0	0	---	0	0
DENSEM Greg, CAN	24	21	3	0	1.000	0	3	2	0.600	1	0
ELLIS Mark, CAN	17	5	12	0	1.000	1	0	0	---	0	0
WELCH Dan, CAN	15	13	2	0	1.000	0	1	0	1.000	1	0
CARRUTHERS Blake, CAN	9	7	2	0	1.000	1	0	0	---	0	0
FLEMMING Ryan, CAN	8	8	0	0	1.000	1	0	0	---	0	0
WALLANCE Greg, CAN	5	5	0	0	1.000	0	0	0	---	0	0
KAYE Brandon, CAN	3	1	2	0	1.000	0	3	0	1.000	0	0
BROWN Eric, CAN	2	0	2	0	1.000	0	1	0	1.000	0	0
REYNOLDS Adam, CAN	1	0	1	0	1.000	0	0	2	0.000	0	0
LENDVOY Nic, CAN	1	1	0	0	1.000	0	0	0	---	0	0
MARSHALL Chad, CAN	27	10	15	2	0.926	4	0	0	---	0	0
BELL Carter, CAN	20	6	12	2	0.900	3	0	0	---	0	0
DUNSMORE Aaron, CAN	6	5	0	1	0.833	0	0	0	---	0	0
CASTILLO Luis, CAN	2	1	0	1	0.500	0	0	0	---	0	0
WALKLING David, CAN	0	0	0	0	0.000	0	0	0	---	0	0
MCDONALD Sheldon, CAN	0	0	0	0	0.000	0	0	0	---	0	0
KOTCHIE Kyle, CAN	0	0	0	0	0.000	0	0	0	---	0	0
KING Taylor, CAN	0	0	0	0	0.000	0	0	0	---	0	0

Hitting minimums - 1 Games 2.7 AB/Game 2.7 TPA/Game

Pitching minimums - 1 Games 0.8 IP/Game

Teams' stats



CHINA

CHN

Player	AVG	GP-GS	AB	R	H	2B	3B	HR	RBI	TB	SLG%	BB	HBP	SO	GDP	OB%	SF	SH	SB-ATT
ZHANG Qianbin, CHN	0.214	5-5	14	0	3	0	0	0	1	3	0.214	0	0	7	1	0.214	0	0	0-0
LI Chao, CHN	0.133	5-5	15	1	2	0	0	0	2	2	0.133	0	0	2	0	0.133	0	0	1-1
XIA Zhengyan, CHN	0.071	5-5	14	1	1	0	0	0	1	1	0.071	0	0	7	0	0.071	0	0	0-0
LU Yang, CHN	0.250	4-3	8	1	2	0	0	0	1	2	0.250	1	0	2	0	0.300	1	0	0-0
HAO Guochen, CHN	0.250	3-3	8	0	2	0	0	0	0	2	0.250	0	0	3	0	0.250	0	0	0-0
ZHANG Xiaochen, CHN	0.231	5-5	13	1	3	0	0	0	0	3	0.231	0	0	3	0	0.231	0	0	1-1
CHEN Xiang, CHN	0.200	5-5	10	1	2	1	0	0	0	3	0.300	0	0	4	0	0.200	0	1	1-1
JIANG Longting, CHN	0.091	5-5	11	0	1	1	0	0	2	2	0.182	1	0	6	0	0.154	1	0	0-0
DONG Chunhua, CHN	0.077	5-5	13	1	1	0	0	0	0	1	0.077	1	0	4	0	0.143	0	0	0-0
CHENG Yu, CHN	0.000	4-3	6	0	0	0	0	0	0	0	0.000	0	0	4	1	0.000	0	0	0-0
ZHANG Ji, CHN	0.000	1-1	1	1	0	0	0	0	0	0	0.000	0	0	0	0	0.000	0	1	0-0
DONG Shi, CHN	0.000	1-0	0	0	0	0	0	0	0	0	0.000	0	0	0	0	0.000	0	1	0-0

Player	ERA	W-L	APP	GS	CG	SHO/CBO	SV	IP	H	R	ER	BB	SO	2B	3B	HR	AB	B/Avg	WP	HBP	BK
XIA Kangnan, CHN	15.83	0-2	3	2	0	0/0	0	9.2	21	19	17	6	3	6	3	4	48	0.438	1	1	1
HU Kaiyan, CHN	17.55	0-0	3	0	0	0/0	0	6.2	14	13	13	7	2	3	0	3	33	0.424	1	0	1
YAO Wang, CHN	18.00	0-1	4	1	0	0/0	0	5.0	5	10	10	9	3	2	0	0	19	0.263	2	1	0
ZHANG Jun, CHN	18.00	0-1	1	1	0	0/0	0	4.0	8	11	8	5	0	0	0	2	21	0.381	0	0	1

YANG Zhen, CHN	0.00	0-0	1	0	0	0/0	0	2.0	0	0	0	1	1	0	0	0	6	0.000	0	0	0
DONG Shi, CHN	44.18	0-1	3	1	0	0/0	0	3.2	19	18	18	4	2	5	2	1	28	0.679	1	2	0

Player	C	PO	A	E	FLD%	DPs	SBA	CSB	SBA%	PB	CI
ZHANG Qianbin, CHN	14	8	6	0	1.000	0	0	0	---	0	0
CHEN Xiang, CHN	12	12	0	0	1.000	0	0	0	---	0	0
XIA Zhengyan, CHN	12	12	0	0	1.000	0	0	0	---	0	0
LI Chao, CHN	8	3	5	0	1.000	0	0	0	---	0	0
JIANG Longting, CHN	8	8	0	0	1.000	0	0	0	---	0	0
LU Yang, CHN	5	4	1	0	1.000	0	6	1	0.857	0	0
DONG Shi, CHN	1	1	0	0	1.000	0	0	0	---	0	0
DONG Chunhua, CHN	30	27	2	1	0.967	0	0	0	---	0	0
ZHANG Xiaochen, CHN	27	10	14	3	0.889	0	0	0	---	0	0
HAO Guochen, CHN	14	8	4	2	0.857	0	4	3	0.571	0	0
XIA Kangnan, CHN	3	0	2	1	0.667	0	2	3	0.400	0	0
YAO Wang, CHN	1	0	0	1	0.000	0	3	0	1.000	0	0
HU Kaiyan, CHN	0	0	0	0	0.000	0	1	1	0.500	0	0
YANG Zhen, CHN	0	0	0	0	0.000	0	0	0	---	0	0
CHENG Yu, CHN	0	0	0	0	0.000	0	0	0	---	0	0
ZHANG Ji, CHN	0	0	0	0	0.000	0	0	0	---	0	0
ZHANG Jun, CHN	0	0	0	0	0.000	0	4	0	1.000	0	0

Hitting minimums - 1 Games 2.7 AB/Game 2.7 TPA/Game

Pitching minimums - 1 Games 0.8 IP/Game

Teams' stats



KOREA

KOR

Player	AVG	GP-GS	AB	R	H	2B	3B	HR	RBI	TB	SLG%	BB	HBP	SO	GDP	OB%	SF	SH	SB-ATT
KIM Yong Ho, KOR	0.500	4-4	14	4	7	1	0	0	1	8	0.571	1	2	3	0	0.588	0	0	1-1
KO Jong Wook, KOR	0.357	4-4	14	4	5	1	1	0	0	8	0.571	3	0	2	0	0.471	0	0	0-2
SEO Sang Woo, KOR	0.286	4-4	14	2	4	1	0	0	2	5	0.357	2	0	1	1	0.375	0	1	0-0
LEE Tae Gyun, KOR	0.273	4-4	11	2	3	0	1	0	4	5	0.455	3	0	6	0	0.400	1	1	0-0
JUNG Youn Tae, KOR	0.250	4-4	12	1	3	0	0	0	0	3	0.250	1	0	4	0	0.308	0	1	0-0
YOON Yeo Woon, KOR	0.231	4-2	13	2	3	0	0	0	2	3	0.231	0	0	5	0	0.231	0	0	0-0
PARK Jeong Geum, KOR	0.167	4-4	12	1	2	1	0	0	2	3	0.250	1	0	8	0	0.231	0	2	1-1
SHIN Bon Ki, KOR	0.300	4-4	10	2	3	1	0	0	5	4	0.400	3	2	1	0	0.533	0	1	0-0
KU Bon Wook, KOR	0.286	3-3	7	2	2	0	0	0	3	2	0.286	2	1	2	0	0.500	0	0	0-2
KO Young Woo, KOR	0.000	2-0	3	0	0	0	0	0	0	0	0.000	0	0	2	0	0.000	0	0	0-0
NO Jin Hyuk, KOR	0.000	1-1	2	0	0	0	0	0	0	0	0.000	0	0	1	0	0.000	0	0	0-0
CHO Youn Joon, KOR	0.000	3-2	2	0	0	0	0	0	0	0	0.000	0	1	1	0	0.333	0	0	0-0
LEE Jing Wook, KOR	0.000	1-0	1	0	0	0	0	0	0	0	0.000	0	0	0	0	0.000	0	0	0-0
PARK Tae Kyun, KOR	0.000	1-0	0	0	0	0	0	0	0	0	0.000	1	0	0	0	1.000	0	0	0-0

Player	ERA	W-L	APP	GS	CG	SHO/CBO	SV	IP	H	R	ER	BB	SO	2B	3B	HR	AB	B/Avg	WP	HBP	BK
YOON myung June, KOR	1.69	0-1	1	1	0	0/0	0	5.1	4	1	1	3	2	1	0	0	18	0.222	0	0	0
LIM Chi Young, KOR	3.86	1-0	3	1	0	0/0	0	11.2	8	5	5	2	10	1	0	1	39	0.205	0	0	1
NA Sung Bum, KOR	9.00	0-0	2	1	0	0/0	0	4.0	6	4	4	3	7	0	0	2	17	0.353	0	2	0
LEE Hee Sung, KOR	0.00	0-0	2	0	0	0/0	0	2.0	2	0	0	1	2	0	0	0	8	0.250	0	0	0
SHIN Jae Yung, KOR	15.00	1-0	2	0	0	0/0	0	3.0	4	5	5	1	1	2	0	1	13	0.308	0	1	0
NO Sung Ho, KOR	22.50	0-1	1	1	0	0/0	0	2.0	5	5	5	2	0	1	1	0	9	0.556	1	0	0
LEE Kyung Woo, KOR	27.00	0-0	2	0	0	0/0	0	3.0	7	10	9	3	2	0	0	2	16	0.438	0	0	0

Player	C	PO	A	E	FLD%	DPs	SBA	CSB	SBA%	PB	CI
KIM Yong Ho, KOR	34	32	2	0	1.000	3	0	0	---	0	0
YOON Yeo Woon, KOR	23	23	0	0	1.000	0	2	0	1.000	1	0
JUNG Youn Tae, KOR	15	3	12	0	1.000	3	0	0	---	0	0
LEE Tae Gyun, KOR	8	7	1	0	1.000	0	0	0	---	0	0
KU Bon Wook, KOR	7	3	4	0	1.000	0	0	0	---	0	0
PARK Jeong Geum, KOR	7	7	0	0	1.000	0	0	0	---	0	0
KO Jong Wook, KOR	5	5	0	0	1.000	0	0	0	---	0	0
LIM Chi Young, KOR	2	0	2	0	1.000	0	0	1	0.000	0	0
CHO Youn Joon, KOR	2	2	0	0	1.000	0	0	0	---	0	0
NO Jin Hyuk, KOR	1	0	1	0	1.000	0	0	0	---	0	0
NA Sung Bum, KOR	1	0	1	0	1.000	0	0	0	---	0	0
NO Sung Ho, KOR	1	0	1	0	1.000	0	0	0	---	0	0
LEE Jing Wook, KOR	1	1	0	0	1.000	0	0	0	---	0	0
YOON myung June, KOR	1	1	0	0	1.000	0	1	0	1.000	0	0
SHIN Bon Ki, KOR	16	8	6	2	0.875	3	0	0	---	0	0
KO Young Woo, KOR	3	1	1	1	0.667	0	0	0	---	0	0
PARK Tae Kyun, KOR	0	0	0	0	0.000	0	0	0	---	0	0
SEO Sang Woo, KOR	0	0	0	0	0.000	0	0	0	---	0	0
LEE Hee Sung, KOR	0	0	0	0	0.000	0	0	0	---	0	0
SHIN Jae Yung, KOR	0	0	0	0	0.000	0	0	0	---	0	0
LEE Kyung Woo, KOR	0	0	0	0	0.000	0	1	0	1.000	0	0

Hitting minimums - 1 Games 2.7 AB/Game 2.7 TPA/Game

Pitching minimums - 1 Games 0.8 IP/Game

Teams' stats



CUBA

CUB

Player	AVG	GP-GS	AB	R	H	2B	3B	HR	RBI	TB	SLG%	BB	HBP	SO	GDP	OB%	SF	SH	SB-ATT
CESPEDES M Yoennis, CUB	0.733	4-4	15	11	11	2	0	4	14	25	1.667	0	1	1	0	0.667	2	0	0-0
BORROTO J Yorbis, CUB	0.500	4-4	14	4	7	1	0	1	5	11	0.786	0	0	2	0	0.500	0	0	0-1
DESPAIGNE R Alfredo, CUB	0.500	4-4	14	8	7	2	0	1	5	12	0.857	3	1	1	0	0.611	0	0	0-0
OLIVERA A Hector, CUB	0.500	4-4	14	7	7	2	0	1	8	12	0.857	2	1	1	0	0.556	1	0	0-0
DIAZ S Aledmis, CUB	0.462	4-4	13	2	6	0	0	1	7	9	0.692	0	0	0	0	0.400	2	0	0-0
MARTIN T Leonis, CUB	0.462	4-4	13	11	6	1	0	0	2	7	0.538	5	2	2	1	0.650	0	0	3-3
MOREJON Frank C, CUB	0.364	4-4	11	3	4	1	1	0	5	7	0.636	1	1	2	0	0.462	0	0	1-1
CERCE M Yoilan, CUB	0.357	4-4	14	5	5	1	1	0	2	8	0.571	2	1	1	0	0.471	0	1	0-0
URRUTIA R Henry, CUB	1.000	2-0	2	1	2	0	0	0	1	2	1.000	1	0	0	0	1.000	0	0	0-0
ABREU C Jose D, CUB	0.700	4-4	10	6	7	1	0	2	7	14	1.400	2	1	1	0	0.769	0	0	0-0
LUNAR A Ramon, CUB	0.667	2-0	3	1	2	1	0	0	1	3	1.000	0	0	0	0	0.667	0	0	0-0
ALBERRO S Yaismel, CUB	0.000	1-0	2	0	0	0	0	0	0	0	0.000	0	0	0	0	0.000	0	0	0-0
ALARCON T Yosvani, CUB	0.000	1-0	0	0	0	0	0	0	1	0	0.000	0	0	0	0	0.000	1	0	0-0

Player	ERA	W-L	APP	GS	CG	SHO/CBO	SV	IP	H	R	ER	BB	SO	2B	3B	HR	AB	B/Avg	WP	HBP	BK
HINOJOSA H Dalier, CUB	0.00	1-0	2	1	1	1/0	0	7.0	0	0	0	2	16	0	0	0	21	0.000	0	0	0
PEDROSO G Yadier, CUB	0.00	1-0	1	1	1	1/0	0	5.0	2	0	0	0	7	0	0	0	17	0.118	0	0	0
SANCHEZ C Arleys, CUB	0.00	1-0	1	0	0	0/0	0	4.1	2	0	0	1	4	2	0	0	15	0.133	0	0	0
GONZALEZ P Miguel A, CUB	0.00	0-0	1	0	0	0/0	0	3.0	4	3	0	1	4	1	0	0	14	0.286	0	0	0
DESPAIGNE O O, CUB	0.00	0-0	1	1	0	0/1	0	2.0	2	0	0	0	3	0	0	0	8	0.250	0	0	0
GARCIA E Vladimir, CUB	0.00	0-0	1	0	0	0/1	0	1.0	1	0	0	0	1	0	0	0	4	0.250	0	0	0
RIVERO L Armando, CUB	0.00	1-0	1	0	0	0/1	0	1.0	0	0	0	0	2	0	0	0	3	0.000	0	0	0
RODRIGUEZ M A, CUB	0.00	0-0	1	0	0	0/1	0	1.0	0	0	0	0	1	0	0	0	3	0.000	0	0	0
JIMENEZ S Ismel, CUB	21.60	0-0	1	1	0	0/0	0	1.2	6	4	4	0	2	0	0	1	9	0.667	0	0	0

Player	C	PO	A	E	FLD%	DPs	SBA	CSB	SBA%	PB	CI
MOREJON Frank C, CUB	27	26	1	0	1.000	0	1	0	1.000	0	0
ABREU C Jose D, CUB	22	22	0	0	1.000	0	0	0	----	0	0
ALBERRO S Yaismel, CUB	11	11	0	0	1.000	0	0	0	----	0	0
CERCE M Yoilan, CUB	7	0	7	0	1.000	0	0	0	----	0	0
DESPAIGNE R Alfredo, CUB	5	5	0	0	1.000	0	0	0	----	0	0
URRUTIA R Henry, CUB	4	4	0	0	1.000	0	0	0	----	0	0
BORROTO J Yorbis, CUB	4	1	3	0	1.000	0	0	0	----	0	0
ALARCON T Yosvani, CUB	3	3	0	0	1.000	0	0	0	----	0	0
MARTIN T Leonis, CUB	3	3	0	0	1.000	0	0	0	----	0	0
LUNAR A Ramon, CUB	2	1	1	0	1.000	0	0	0	----	0	0
DESPAIGNE O O, CUB	2	0	2	0	1.000	0	0	0	----	0	0
SANCHEZ C Arleys, CUB	2	0	2	0	1.000	0	0	0	----	0	0
CESPEDES M Yoennis, CUB	1	1	0	0	1.000	0	0	0	----	0	0
JIMENEZ S Ismel, CUB	1	0	1	0	1.000	0	0	0	----	0	0
GONZALEZ P Miguel A, CUB	1	0	1	0	1.000	0	1	0	1.000	0	0
PEDROSO G Yadier, CUB	1	0	1	0	1.000	0	0	0	----	0	0
RODRIGUEZ M A, CUB	1	0	1	0	1.000	0	0	0	----	0	0
HINOJOSA H Dalier, CUB	1	0	1	0	1.000	0	0	0	----	0	0
RIVERO L Armando, CUB	1	0	1	0	1.000	0	0	0	----	0	0
DIAZ S Aledmis, CUB	6	1	4	1	0.833	0	0	0	----	0	0
GARCIA E Vladimir, CUB	0	0	0	0	0.000	0	0	0	----	0	0
OLIVERA A Hector, CUB	0	0	0	0	0.000	0	0	0	----	0	0

Hitting minimums - 1 Games 2.7 AB/Game 2.7 TPA/Game

Pitching minimums - 1 Games 0.8 IP/Game



5th World University Baseball Championship

supported by **Panasonic**

Japan
July 30-August 7, 2010

Teams' stats



UNITED STATES OF AMERICA

USA

Player	AVG	GP-GS	AB	R	H	2B	3B	HR	RBI	TB	SLG%	BB	HBP	SO	GDP	OB%	SF	SH	SB-ATT
WRIGHT Ryan, USA	0.529	4-4	17	7	9	2	0	1	6	14	0.824	0	0	1	0	0.529	0	0	2-2
MAHTOOK Mikie, USA	0.500	4-4	12	7	6	1	1	1	6	12	1.000	2	0	0	0	0.571	0	0	3-3
ESPOSITO Jason, USA	0.500	4-4	12	3	6	2	0	1	5	11	0.917	0	4	2	0	0.625	0	0	1-1
RAMIREZ Nick, USA	0.400	4-4	15	4	6	0	0	1	6	9	0.600	3	1	2	0	0.526	0	0	0-0
MAGGI Drew, USA	0.385	4-4	13	4	5	2	0	0	4	7	0.538	2	0	2	0	0.467	0	1	3-3
SPRINGER George, USA	0.278	4-4	18	6	5	3	0	1	2	11	0.611	1	0	1	0	0.316	0	0	1-1
BRADLEY Jackie Jr, USA	0.231	4-4	13	3	3	0	0	1	4	6	0.462	4	0	3	0	0.389	1	0	0-0
FONTANA Nolan, USA	0.231	4-3	13	2	3	1	0	0	1	4	0.308	0	0	2	0	0.231	0	0	1-1
MILLER Brad, USA	0.500	3-1	6	3	3	1	0	0	3	4	0.667	2	0	1	0	0.625	0	0	0-0
DICKERSON Alex, USA	0.250	3-0	4	0	1	0	0	0	0	1	0.250	0	0	1	0	0.250	0	0	0-0
O'BRIEN Peter, USA	0.222	3-3	9	3	2	1	0	0	1	3	0.333	1	0	2	0	0.273	1	0	0-0
RODRIGUEZ Steve, USA	0.000	1-1	3	0	0	0	0	0	0	0	0.000	1	0	0	0	0.250	0	0	0-0
JOHNSON Brian, USA	0.000	1-0	1	0	0	0	0	0	0	0	0.000	0	0	0	0	0.000	0	0	0-0

Player	ERA	W-L	APP	GS	CG	SHO/CBO	SV	IP	H	R	ER	BB	SO	2B	3B	HR	AB	B/Avg	WP	HBP	BK
BARNES Matt, USA	0.00	1-0	1	1	0	0/0	0	7.0	3	0	0	1	8	0	0	0	23	0.130	0	1	0
GRAY Sonny, USA	0.00	1-0	1	1	1	1/0	0	5.0	1	0	0	0	14	0	0	0	17	0.059	0	0	0
ANDERSON Tyler, USA	0.00	1-0	1	1	0	0/1	0	5.0	2	0	0	0	6	0	0	0	16	0.125	0	0	0
COLE Gerrit, USA	1.50	0-0	1	1	0	0/0	0	6.0	6	2	1	0	8	3	0	0	22	0.273	0	1	0
JOHNSON Brian, USA	0.00	1-0	1	0	0	0/0	0	3.0	4	1	0	0	5	0	0	0	12	0.333	0	0	0
WINKLER Kyle, USA	0.00	0-0	1	0	0	0/1	0	2.0	1	0	0	0	4	0	0	0	7	0.143	0	0	0
RAMIREZ Nick, USA	0.00	0-0	1	0	0	0/0	0	1.1	0	0	0	0	2	0	0	0	4	0.000	0	0	0
MCGOUGH Scott, USA	9.00	0-0	1	0	0	0/0	0	1.0	2	2	1	1	0	1	0	0	5	0.400	0	0	0
GILMARTIN Sean, USA	13.50	0-0	1	0	0	0/0	0	0.2	2	1	1	2	0	1	0	0	4	0.500	0	0	0
RAMIREZ Noe, USA	18.00	0-0	1	0	0	0/0	0	1.0	4	2	2	0	0	1	0	0	5	0.800	0	0	0

Player	C	PO	A	E	FLD%	DPs	SBA	CSB	SBA%	PB	CI
O'BRIEN Peter, USA	38	38	0	0	1.000	0	3	0	1.000	2	0
RAMIREZ Nick, USA	23	22	1	0	1.000	1	0	0	---	0	0
MAGGI Drew, USA	13	3	10	0	1.000	1	0	0	---	0	0
ESPOSITO Jason, USA	10	1	9	0	1.000	0	0	0	---	0	0
RODRIGUEZ Steve, USA	10	10	0	0	1.000	0	0	0	---	0	0
FONTANA Nolan, USA	7	2	5	0	1.000	1	0	0	---	0	0
BRADLEY Jackie Jr, USA	5	5	0	0	1.000	0	0	0	---	0	0
SPRINGER George, USA	4	2	2	0	1.000	0	0	0	---	0	0
MAHTOOK Mikie, USA	2	2	0	0	1.000	0	0	0	---	0	0
MILLER Brad, USA	2	1	1	0	1.000	0	0	0	---	0	0
RAMIREZ Noe, USA	2	1	1	0	1.000	0	1	0	1.000	0	0
ANDERSON Tyler, USA	1	0	1	0	1.000	0	0	0	---	0	0
BARNES Matt, USA	1	0	1	0	1.000	0	0	0	---	0	0
COLE Gerrit, USA	1	0	1	0	1.000	0	0	0	---	0	0
JOHNSON Brian, USA	1	0	1	0	1.000	0	0	0	---	0	0
WRIGHT Ryan, USA	10	9	0	1	0.900	0	0	0	---	0	0
MCGOUGH Scott, USA	1	0	0	1	0.000	0	0	0	---	0	0
WINKLER Kyle, USA	0	0	0	0	0.000	0	1	0	1.000	0	0
DICKERSON Alex, USA	0	0	0	0	0.000	0	0	0	---	0	0
GILMARTIN Sean, USA	0	0	0	0	0.000	0	0	0	---	0	0
GRAY Sonny, USA	0	0	0	0	0.000	0	1	0	1.000	0	0

Hitting minimums - 1 Games 2.7 AB/Game 2.7 TPA/Game
Pitching minimums - 1 Games 0.8 IP/Game

Teams' stats



SRI LANKA

SRI

Player	AVG	GP-GS	AB	R	H	2B	3B	HR	RBI	TB	SLG%	BB	HBP	SO	GDP	OB%	SF	SH	SB-ATT
THEEKSHANA UG, SRI	0.250	3-3	4	0	1	0	0	0	0	1	0.250	0	0	1	0	0.250	0	1	0-0
WITHANAGE DTD, SRI	0.222	4-4	9	0	2	0	0	0	0	2	0.222	0	0	4	0	0.222	0	0	0-0
BHANUKA RSSA, SRI	0.125	4-4	8	0	1	0	0	0	0	1	0.125	0	0	4	0	0.125	0	0	0-0
NIROSHAN SGPGP, SRI	0.000	4-4	9	0	0	0	0	0	0	0	0.000	0	0	7	0	0.000	0	0	0-0
LASANTHA SMUMUM, SRI	0.000	4-4	8	0	0	0	0	0	0	0	0.000	1	0	7	0	0.111	0	0	3-3
NERANJAN BIIImiyaM, SRI	0.000	4-4	6	0	0	0	0	0	0	0	0.000	0	0	3	0	0.000	0	0	0-0
ASANKA S Henegedara, SRI	0.000	3-3	6	0	0	0	0	0	0	0	0.000	0	0	2	0	0.000	0	0	0-0
SAHAN LKGG, SRI	0.000	4-4	5	0	0	0	0	0	0	0	0.000	0	0	2	0	0.000	0	0	0-0
GAYAN MKPG, SRI	0.000	2-2	4	0	0	0	0	0	0	0	0.000	0	0	4	0	0.000	0	0	0-0
JEEWAKA C P N H, SRI	0.000	3-2	3	0	0	0	0	0	0	0	0.000	1	0	3	0	0.250	0	0	0-0
HITHTHATIYA LDRD, SRI	0.000	3-1	2	0	0	0	0	0	0	0	0.000	0	0	2	0	0.000	0	0	0-0
SAMARASINGHEGE RBS, SRI	0.000	2-0	2	0	0	0	0	0	0	0	0.000	0	0	2	0	0.000	0	0	0-0
GAYAN S T A, SRI	0.000	1-0	1	0	0	0	0	0	0	0	0.000	0	0	1	0	0.000	0	0	0-0
PRASAD ALTA, SRI	0.000	1-0	1	0	0	0	0	0	0	0	0.000	0	0	1	0	0.000	0	0	0-0
DON ID Nanayakkara, SRI	0.000	2-0	1	0	0	0	0	0	0	0	0.000	0	0	1	0	0.000	0	0	0-0
INDIKA W, SRI	0.000	1-1	0	0	0	0	0	0	0	0	0.000	1	0	0	0	1.000	0	0	0-0

Player	ERA	W-L	APP	GS	CG	SHO/CBO	SV	IP	H	R	ER	BB	SO	2B	3B	HR	AB	B/Avg	WP	HBP	BK
SAHAN LKGG, SRI	9.00	0-1	2	1	0	0/0	0	4.0	12	13	4	4	0	3	0	1	27	0.444	0	0	0
PRASAD ALTA, SRI	12.46	0-0	3	0	0	0/0	0	4.1	8	6	6	1	0	2	1	2	18	0.444	0	1	0
NERANJAN BIIImiyaM, SRI	27.00	0-2	2	2	0	0/0	0	6.2	22	23	20	5	2	7	2	0	41	0.537	0	3	1

RAJITHA PHewa D, SRI	27.00	0-0	3	0	0	0/0	0	2.2	8	9	8	4	0	2	3	0	14	0.571	1	3	0
ASANKA S Henegedara, SRI	49.50	0-1	1	1	0	0/0	0	2.0	11	12	11	1	0	2	1	0	18	0.611	0	1	0

Player	C	PO	A	E	FLD%	DPs	SBA	CSB	SBA%	PB	CI
NIROSHAN SGPGP, SRI	18	16	2	0	1.000	0	0	0	---	0	0
THEEKSHANA UG, SRI	5	3	2	0	1.000	0	0	0	---	0	0
JEEWAKA C P N H, SRI	5	5	0	0	1.000	0	0	0	---	0	0
PRASAD ALTA, SRI	3	0	3	0	1.000	0	0	2	0.000	0	0
HITHTHATIYA LDRD, SRI	2	1	1	0	1.000	0	0	0	---	0	0
BHANUKA RSSA, SRI	2	2	0	0	1.000	0	8	0	1.000	3	0
DON ID Nanayakkara, SRI	1	1	0	0	1.000	0	0	0	---	0	0
LASANTHA SMUMUM, SRI	15	7	7	1	0.933	0	0	0	---	0	0
WITHANAGE DTD, SRI	11	10	0	1	0.909	0	0	0	---	0	0
NERANJAN BIIImiyaM, SRI	6	4	1	1	0.833	0	6	0	1.000	0	0
GAYAN MKPG, SRI	5	4	0	1	0.800	0	0	0	---	0	0
SAHAN LKGG, SRI	6	4	0	2	0.667	0	1	0	1.000	0	0
ASANKA S Henegedara, SRI	5	2	1	2	0.600	0	1	0	1.000	0	0
SAMARASINGHEGE RBS, SRI	0	0	0	0	0.000	0	0	0	---	0	0
GAYAN S T A, SRI	0	0	0	0	0.000	0	0	0	---	0	0
RAJITHA PHewa D, SRI	0	0	0	0	0.000	0	0	0	---	0	0
INDIKA W, SRI	0	0	0	0	0.000	0	0	0	---	0	0

Hitting minimums - 1 Games 2.7 AB/Game 2.7 TPA/Game

Pitching minimums - 1 Games 0.8 IP/Game

Teams' stats



CHINESE TAIPEI

TPE

Player	AVG	GP-GS	AB	R	H	2B	3B	HR	RBI	TB	SLG%	BB	HBP	SO	GDP	OB%	SF	SH	SB-ATT
CHEN Wei Chih, TPE	0.500	4-4	14	2	7	2	0	0	4	9	0.643	0	0	0	0	0.500	0	0	0-0
LAN Yin Lun, TPE	0.462	4-4	13	4	6	2	0	0	3	8	0.615	0	0	2	0	0.462	0	2	0-0
HUANG Chih Pei, TPE	0.353	4-4	17	3	6	2	0	2	6	14	0.824	0	0	7	0	0.353	0	0	0-0
HUANG Yi Kun, TPE	0.273	4-4	11	3	3	0	0	0	0	3	0.273	2	1	3	0	0.429	0	1	0-1
YANG Hsien Hsien, TPE	0.250	4-4	16	4	4	2	0	0	1	6	0.375	0	0	3	0	0.250	0	1	0-0
HUNG Chen Yu, TPE	0.167	3-3	12	0	2	0	0	0	3	2	0.167	0	0	2	0	0.167	0	0	0-0
YANG Kuan Wei, TPE	0.500	3-2	6	3	3	2	0	0	3	5	0.833	2	0	0	0	0.625	0	0	1-1
LIN Chun Liang, TPE	0.500	2-1	4	2	2	0	0	0	1	2	0.500	0	1	1	0	0.600	0	0	0-1
TANG Ting Yu, TPE	0.375	2-2	8	2	3	0	1	0	2	5	0.625	0	0	2	0	0.375	0	0	1-1
LIN Wei Ting, TPE	0.222	3-2	9	0	2	1	0	0	0	3	0.333	0	0	1	0	0.222	0	0	0-0
TENG Chih Wei, TPE	0.222	4-3	9	2	2	1	0	0	0	3	0.333	2	0	3	1	0.364	0	0	0-0
WANG Chun Chieh, TPE	0.125	3-3	8	0	1	0	0	0	0	1	0.125	1	0	1	1	0.222	0	0	0-0
CHOU Sheng Hsun, TPE	0.000	1-0	1	0	0	0	0	0	0	0	0.000	1	0	1	0	0.500	0	0	0-0
HSU Wen Cheng, TPE	0.000	1-0	1	0	0	0	0	0	0	0	0.000	0	0	1	0	0.000	0	0	0-0
LAI Hung Cheng, TPE	0.000	1-0	0	0	0	0	0	0	0	0	0.000	0	0	0	0	0.000	0	0	0-0

Player	ERA	W-L	APP	GS	CG	SHO/CBO	SV	IP	H	R	ER	BB	SO	2B	3B	HR	AB	B/Avg	WP	HBP	BK
CHEN Kuan Yu, TPE	2.70	0-0	2	1	0	0/0	0	6.2	8	4	2	2	4	1	0	0	29	0.276	1	1	1
LAI Hung Cheng, TPE	4.70	0-0	2	0	0	0/0	0	7.2	6	4	4	4	4	1	2	0	28	0.214	0	1	0
LIAO Wen-Yang, TPE	6.75	0-2	2	2	0	0/0	0	5.1	10	7	4	3	1	2	1	1	22	0.455	0	2	0
LIAO Chuang Ju, TPE	0.00	0-0	1	1	0	0/1	0	3.0	1	0	0	1	2	0	0	0	8	0.125	0	0	0
CHIU Hao Chun, TPE	0.00	1-0	1	0	0	0/1	0	2.0	0	0	0	0	3	0	0	0	6	0.000	0	0	0
HSU Wen Cheng, TPE	0.00	0-1	1	0	0	0/0	0	1.0	2	2	0	0	1	0	0	0	5	0.400	0	0	0
LIN Chen Hua, TPE	0.00	0-0	1	0	0	0/0	0	0.2	1	0	0	1	1	0	0	0	3	0.333	0	0	0
TSENG Tsung Hsuan, TPE	13.50	0-0	1	0	0	0/0	0	1.1	4	2	2	0	0	1	0	0	6	0.667	0	0	0
LIN Yu Ching, TPE	15.43	0-0	2	0	0	0/0	0	2.1	5	5	4	3	4	3	0	1	13	0.385	1	1	0

Player	C	PO	A	E	FLD%	DPs	SBA	CSB	SBA%	PB	CI
HUANG Yi Kun, TPE	6	5	1	0	1.000	0	0	0	----	0	0
LAN Yin Lun, TPE	6	6	0	0	1.000	0	0	0	----	0	0
YANG Kuan Wei, TPE	5	5	0	0	1.000	0	0	0	----	0	0
LAI Hung Cheng, TPE	5	2	3	0	1.000	0	2	1	0.667	0	0
LIAO Wen-Yang, TPE	4	0	4	0	1.000	0	2	0	1.000	0	0
TANG Ting Yu, TPE	4	2	2	0	1.000	0	0	0	----	0	0
CHEN Kuan Yu, TPE	4	2	2	0	1.000	0	2	0	1.000	0	0
LIAO Chuang Ju, TPE	3	0	3	0	1.000	0	0	0	----	0	0
CHOU Sheng Hsun, TPE	3	3	0	0	1.000	0	0	0	----	0	0
LIN Chen Hua, TPE	1	1	0	0	1.000	0	0	0	----	0	0
TSENG Tsung Hsuan, TPE	1	0	1	0	1.000	0	0	0	----	0	0
HUANG Chih Pei, TPE	37	31	5	1	0.973	1	0	0	----	0	0
WANG Chun Chieh, TPE	19	17	1	1	0.947	0	6	1	0.857	2	0
YANG Hsien Hsien, TPE	16	3	12	1	0.938	1	0	0	----	0	0
CHEN Wei Chih, TPE	13	4	8	1	0.923	0	0	0	----	0	0
LIN Wei Ting, TPE	12	5	6	1	0.917	1	0	0	----	0	0
HUNG Chen Yu, TPE	6	4	1	1	0.833	0	0	0	----	0	0
HSU Wen Cheng, TPE	0	0	0	0	0.000	0	0	0	----	0	0
LIN Chun Liang, TPE	0	0	0	0	0.000	0	0	0	----	0	0
LIN Yu Ching, TPE	0	0	0	0	0.000	0	0	0	----	0	0
CHIU Hao Chun, TPE	0	0	0	0	0.000	0	0	0	----	0	0
TENG Chih Wei, TPE	0	0	0	0	0.000	0	0	0	----	0	0

Hitting minimums - 1 Games 2.7 AB/Game 2.7 TPA/Game

Pitching minimums - 1 Games 0.8 IP/Game

Teams' stats



JAPAN

JPN

Player	AVG	GP-GS	AB	R	H	2B	3B	HR	RBI	TB	SLG%	BB	HBP	SO	GDP	OB%	SF	SH	SB-ATT
ISHIMINE Shota, JPN	0.563	4-4	16	8	9	1	2	1	8	17	1.063	1	0	2	0	0.588	0	1	2-2
HASEGAWA Yuichi, JPN	0.400	4-4	15	2	6	2	0	0	3	8	0.533	0	0	2	0	0.375	1	0	1-1
WATANABE Kimio, JPN	0.364	4-4	11	5	4	1	0	0	2	5	0.455	3	1	0	0	0.533	0	1	1-1
ITO Hayata, JPN	0.333	4-4	15	5	5	0	0	2	8	11	0.733	2	0	3	0	0.389	1	0	0-0
TAKI Hiroshi, JPN	0.250	4-3	12	2	3	0	0	0	3	3	0.250	1	0	4	0	0.308	0	0	1-2
ABE Toshihiro, JPN	0.167	4-4	12	3	2	0	1	0	1	4	0.333	2	0	5	0	0.286	0	1	0-0

SUZUKI Daichi, JPN	0.500	4-4	10	5	5	1	1	1	4	11	1.100	3	1	0	2	0.600	1	1	0-0
ARAKI Fumiya, JPN	0.500	3-1	4	3	2	1	0	0	0	3	0.750	0	1	1	0	0.600	0	0	0-1
WAKAMATSU Masahiro, JPN	0.500	3-1	4	0	2	1	0	0	0	3	0.750	1	0	1	0	0.600	0	0	0-0
OKAZAKI Keisuke, JPN	0.500	3-0	2	0	1	1	0	0	1	2	1.000	1	0	0	0	0.667	0	0	0-0
MATSUMOTO Koichiro, JPN	0.400	4-2	10	1	4	2	1	0	4	8	0.800	0	0	1	0	0.400	0	0	0-0
FUSHIMI Torai, JPN	0.333	3-1	3	3	1	0	0	0	0	1	0.333	2	0	1	0	0.600	0	0	0-0
KOIKE Shota, JPN	0.222	3-3	9	2	2	0	0	0	0	2	0.222	1	0	2	0	0.300	0	0	0-0
INOUE Seiya, JPN	0.000	2-1	2	0	0	0	0	0	0	0	0.000	1	0	0	0	0.333	0	0	0-0

Player	ERA	W-L	APP	GS	CG	SHO/CBO	SV	IP	H	R	ER	BB	SO	2B	3B	HR	AB	B/Avg	WP	HBP	BK
SAITO Yuki, JPN	0.00	1-0	1	1	0	0/1	0	6.0	5	0	0	1	9	0	0	0	23	0.217	1	0	0
NOMURA Yusuke, JPN	0.00	0-0	2	1	0	0/2	0	4.0	1	0	0	0	9	1	0	0	13	0.077	0	0	0
SUGANO Tomoyuki, JPN	3.38	1-0	2	1	0	0/1	0	8.0	7	3	3	1	9	0	0	2	29	0.241	0	1	0
FUJIOKA Takahiro, JPN	6.75	0-0	1	1	0	0/0	0	4.0	7	4	3	1	3	1	0	2	17	0.412	0	1	0

OHISHI Tatsuya, JPN	0.00	0-0	2	0	0	0/2	0	2.0	0	0	0	1	6	0	0	0	6	0.000	0	0	0
NAKAUSHIRO, JPN	0.00	0-0	2	0	0	0/1	0	2.0	1	0	0	0	3	0	0	0	5	0.200	0	1	0
INUI Masahiro, JPN	6.00	0-0	2	0	0	0/1	0	3.0	5	2	2	0	6	0	0	0	13	0.385	0	1	0
KAGAMI Kisho, JPN	13.50	1-1	2	0	0	0/1	0	2.0	3	3	3	1	4	0	0	0	9	0.333	0	0	0

Player	C	PO	A	E	FLD%	DPs	SBA	CSB	SBA%	PB	CI
KOIKE Shota, JPN	37	34	3	0	1.000	1	1	1	0.500	1	0
TAKI Hiroshi, JPN	21	18	3	0	1.000	0	0	0	----	0	0
FUSHIMI Torai, JPN	16	16	0	0	1.000	0	0	0	----	0	0
ABE Toshihiro, JPN	14	3	11	0	1.000	2	0	0	----	0	0
ARAKI Fumiya, JPN	7	5	2	0	1.000	1	0	0	----	0	0
HASEGAWA Yuichi, JPN	5	3	2	0	1.000	0	0	0	----	0	0
ITO Hayata, JPN	3	2	1	0	1.000	0	0	0	----	0	0
ISHIMINE Shota, JPN	2	2	0	0	1.000	0	0	0	----	0	0
INUI Masahiro, JPN	2	0	2	0	1.000	0	0	0	----	0	0
SAITO Yuki, JPN	1	0	1	0	1.000	0	0	0	----	0	0
SUGANO Tomoyuki, JPN	1	1	0	0	1.000	0	1	0	1.000	0	0
OKAZAKI Keisuke, JPN	1	0	1	0	1.000	0	0	0	----	0	0
FUJIOKA Takahiro, JPN	1	0	1	0	1.000	0	0	1	0.000	0	0
NOMURA Yusuke, JPN	1	1	0	0	1.000	0	0	0	----	0	0
WATANABE Kimio, JPN	13	6	6	1	0.923	0	0	0	----	0	0
SUZUKI Daichi, JPN	8	2	4	2	0.750	0	0	0	----	0	0
WAKAMATSU Masahiro, JPN	0	0	0	0	0.000	0	0	0	----	0	0
NAKAUSHIRO, JPN	0	0	0	0	0.000	0	0	0	----	0	0
MATSUMOTO Koichiro, JPN	0	0	0	0	0.000	0	0	0	----	0	0
INOUE Seiya, JPN	0	0	0	0	0.000	0	0	0	----	0	0
KAGAMI Kisho, JPN	0	0	0	0	0.000	0	0	0	----	0	0
OHISHI Tatsuya, JPN	0	0	0	0	0.000	0	0	0	----	0	0

Hitting minimums - 1 Games 2.7 AB/Game 2.7 TPA/Game

Pitching minimums - 1 Games 0.8 IP/Game

Leaders Summary

TEAM BATTING	G	Avg	AB	R	H	2B	3B	HR	BB	SO	SB-ATT
CUBA	4	0.512	125	59	64	12	2	10	16	11	4-5
JAPAN	4	0.368	125	39	46	10	5	4	18	22	5-7
AMERICA	4	0.36	136	42	49	13	1	6	16	17	11-11
CHINESE TAIPEI	4	0.318	129	25	41	12	1	2	8	27	2-4
CANADA	5	0.301	156	43	47	9	5	6	26	28	5-7
KOREA	4	0.278	115	20	32	5	2	0	17	36	2-6
CHINA	5	0.15	113	7	17	2	0	0	3	42	3-3
SRI LANKA	4	0.058	69	0	4	0	0	0	3	44	3-3
Totals	17	0.31	968	235	300	63	16	28	107	227	35-46

HITS	
CESPEDES M Yoennis-CUB	11
MARSHALL Chad-CAN	9
WRIGHT Ryan-USA	9
ISHIMINE Shota-JPN	9
6 tied with 7 hit(s)	

RUNS SCORED	
MARTIN T Leonis-CUB	11
CESPEDES M Yoennis-CUB	11
ISHIMINE Shota-JPN	8
DESPAIGNE R Alfredo-CUB	8
3 tied with 7 run(s) scored	

RUNS BATTED IN	
CESPEDES M Yoennis-CUB	14
OLIVERA A Hector-CUB	8
ITO Hayata-JPN	8
ISHIMINE Shota-JPN	8
WALLANCE Greg-CAN	8

DOUBLES	
REGAN Garrett-CAN	4
SPRINGER George-USA	3
15 tied with 2 double(s)	

TRIPLES	
ISHIMINE Shota-JPN	2
WALLANCE Greg-CAN	2
12 tied with 1 triple(s)	

HOME RUNS	
CESPEDES M Yoennis-CUB	4
FLEMMING Ryan-CAN	2
HUANG Chih Pei-TPE	2
ITO Hayata-JPN	2
ABREU C Jose D-CUB	2

TOTAL BASES	
CESPEDES M Yoennis-CUB	25
ISHIMINE Shota-JPN	17
HUANG Chih Pei-TPE	14
ABREU C Jose D-CUB	14
WRIGHT Ryan-USA	14

STOLEN BASES		SB-ATT
MAHTOOK Mikie-USA		3-3
MAGGI Drew-USA		3-3
LASANTHA SMUMUM-SRI		3-3
MARTIN T Leonis-CUB		3-3
3 tied with 2 stolen base(s)		

STRIKEOUTS		IP	SO
HINOJOSA H Dalier-CUB		7.0	16
GRAY Sonny-USA		5.0	14
LIM Chi Young-KOR		11.2	10
3 tied with 9 strikeout(s)			

TEAM PITCHING	G	ERA	W	L	Sv	IP	H	R	ER	BB	SO
CUBA	4	1.38	4	0	0	26.0	17	7	4	4	40
AMERICA	4	1.41	4	0	0	32.0	25	8	5	4	47
JAPAN	4	3.19	3	1	0	31.0	29	12	11	5	49
CANADA	5	3.23	3	2	1	39.0	28	20	14	18	34
CHINESE TAIPEI	4	4.80	1	3	0	30.0	37	24	16	14	20
KOREA	4	8.42	2	2	0	31.0	36	30	29	15	24
CHINA	5	19.16	0	5	0	31.0	67	71	66	32	11
SRI LANKA	4	22.42	0	4	0	19.2	61	63	49	15	2
Totals	17	7.29	17	17	1	239.2	300	235	194	107	227

TEAM FIELDING	G	PO	A	E	Pct	DP	PB	SBA-ATT
CUBA	4	78	26	1	0.990	0	0	1-1
AMERICA	4	96	33	2	0.985	1	2	3-3
JAPAN	4	93	37	3	0.977	2	1	1-2
KOREA	4	93	31	3	0.976	3	1	2-3
CANADA	5	117	51	6	0.966	5	2	4-6
CHINESE TAIPEI	4	90	49	6	0.959	1	2	6-7
CHINA	5	93	34	8	0.941	0	0	10-14
SRI LANKA	4	59	17	8	0.905	0	3	8-10
Totals	17	719	278	37	0.964	12	11	35-46

INDIVIDUAL BATTING											
Min 2.7 AB/Team game	G	Avg	AB	R	H	RBI	2B	3B	HR	BB	
CESPEDES M Yoennis-CUB	4	0.733	15	11	11	14	2	0	4	0	
ISHIMINE Shota-JPN	4	0.563	16	8	9	8	1	2	1	1	
WRIGHT Ryan-USA	4	0.529	17	7	9	6	2	0	1	0	
BORROTO J Yorbis-CUB	4	0.500	14	4	7	5	1	0	1	0	
KIM Yong Ho-KOR	4	0.500	14	4	7	1	1	0	0	1	
DESPAIGNE R Alfredo-CUB	4	0.500	14	8	7	5	2	0	1	3	
OLIVERA A Hector-CUB	4	0.500	14	7	7	8	2	0	1	2	
CHEN Wei Chih-TPE	4	0.500	14	2	7	4	2	0	0	0	
ESPOSITO Jason-USA	4	0.500	12	3	6	5	2	0	1	0	
MAHTOOK Mikie-USA	4	0.500	12	7	6	6	1	1	1	2	

INDIVIDUAL PITCHING										
Min 0.8 IP/Team game	App	ERA	W-L	Sv	IP	H	R	ER	BB	SO
BARNES Matt-USA	1	0.00	1-0	0	7.0	3	0	0	1	8
HINOJOSA H Dalier-CUB	2	0.00	1-0	0	7.0	0	0	0	2	16
SAITO Yuki-JPN	1	0.00	1-0	0	6.0	5	0	0	1	9
ANDERSON Tyler-USA	1	0.00	1-0	0	5.0	2	0	0	0	6
PEDROSO G Yadier-CUB	1	0.00	1-0	0	5.0	2	0	0	0	7
GRAY Sonny-USA	1	0.00	1-0	0	5.0	1	0	0	0	14
SANCHEZ C Arleys-CUB	1	0.00	1-0	0	4.1	2	0	0	1	4
NOMURA Yusuke-JPN	2	0.00	0-0	0	4.0	1	0	0	0	9
MCDONALD Sheldon-CAN	1	1.12	1-0	0	8.0	3	1	1	1	4
COLE Gerrit-USA	1	1.50	0-0	0	6.0	6	2	1	0	8

Technical Appointments

Thursday 5th August

Game 18

Field	Time	Home Team		Visitor Team
Y' hama	12:00	CUBA		KOREA
Umpires:	G.Street(USA)	Hayashi(JPN)	Huang Ming-Liang(TPE)	Motoo(JPN)
Scorekeepers:	S.Seki(JPN)	N.Otsuka(JPN)		
T.C.:	Nakamoto(JPN)			

Game 19

Field	Time	Home Team		Visitor Team
Y' hama	18:00	UNITED STATES OF AMERICA		JAPAN
Umpires:	Yoon Myung-Hoon(KOR)	E.Jerkovits(CAN)	Muramatsu(JPN)	Totsuka(JPN)
Scorekeepers:	T.Sumi(JPN)	Y.Shimamura(JPN)		
T.C.:	Aso			

Game 20

Field	Time	Home Team		Visitor Team
KAIT	14:00	CHINESE TAIPEI		SRI LANKA
Umpires:	Li Weigeng(CHN)	Kikuchi(JPN)	Suzuki(JPN)	Numa(JPN)
Scorekeepers:	S.Numata(JPN)	T.Kudoh(JPN)		
T.C.:	Yamanaka(JPN)			