

5th World University Baseball Championship supported by Panasonic

Japan
July 30-August 7, 2010











**BASEBALL
2010**

Japan
5th World University
Championship




INTERNATIONAL
University Sports

supported by **Panasonic**

Daily Report 2

| Teams | |
|---|--|
| PoolA | PoolB |
|  Canada(CAN) |  China(CHN) |
|  United States of America(USA) |  Korea(KOR) |
|  Sri Lanka(SRI) |  Cuba(CUB) |
|  Chinese Taipei(TPE) |  Japan(JPN) |

Schedule

| Game | At time | Ballpark | Pool | Home team | Visiting team | Final Score | Inn. |
|--------------------|---------|----------|------|---|---|-------------|------|
| Friday 30th July | | | | | | | |
| 1 | 12:00 | Jingu | A |  TPE |  CAN | 2-3 | 9 |
| 2 | 18:00 | Jingu | B |  JPN |  KOR | 4-0 | 9 |
| 3 | 14:00 | U-S | A |  USA |  SRI | 15-0 | 5 |
| Saturday 31st July | | | | | | | |
| 4 | 12:00 | Jingu | B |  KOR |  CUB | - | |
| 5 | 18:00 | Jingu | B |  CHN |  JPN | - | |
| 6 | 14:00 | U-S | A |  CAN |  SRI | - | |
| Sunday 1st August | | | | | | | |
| 7 | 12:00 | Jingu | B |  JPN |  CUB | - | |
| 8 | 18:00 | Jingu | A |  USA |  TPE | - | |
| 9 | 14:00 | U-S | B |  KOR |  CHN | - | |
| Monday 2nd August | | | | | | | |
| 10 | 12:00 | Y'hama | A |  SRI |  TPE | - | |
| 11 | 18:00 | Y'hama | A |  CAN |  USA | - | |
| 12 | 14:00 | KAIT | B |  CUB |  CHN | - | |
| Tuesday 3rd August | | | | | | | |
| 13 | 12:00 | Y'hama | | Quarter Final | | - | |
| 14 | 14:00 | KAIT | | Quarter Final | | - | |



5th World University Baseball Championship

supported by Panasonic

Japan
July 30-August 7, 2010

Wednesday 4th August

| | | | | |
|----|-------|--------|---------------|------------|
| 15 | 12:00 | Y'hama | Quarter Final | — |
| 16 | 18:00 | Y'hama | Quarter Final | — |
| 17 | 14:00 | KAIT | QF-A Loser | QF-B Loser |

Thursday 5th August

| | | | | |
|----|-------|--------|------------|------------|
| 18 | 12:00 | Y'hama | Semi Final | — |
| 19 | 18:00 | Y'hama | Semi Final | — |
| 20 | 14:00 | KAIT | QF-C Loser | QF-D Loser |

Friday 6th August

| | | | | |
|----|-------|-------|----------------------------|---|
| 21 | 12:00 | Jingu | Game for 5th and 6th Place | — |
| 22 | 14:00 | U-S | Game for 7th and 8th Place | — |

Saturday 7th August

| | | | | |
|----|-------|-------|-------------------|---|
| 23 | 12:00 | Jingu | Bronze Medal Game | — |
| 24 | 18:00 | Jingu | Gold Medal Game | — |

Sunday 8th August

| | | | | |
|--|--|-------|-----------|---|
| | | Jingu | Rain date | — |
| | | U-S | Rain date | — |









※Jingu = Meiji Jingu Stadium

U-S = Utsumi - Shimaoka Ballpark

Y'hama = Yokohama Stadium

KAIT = KAIT Stadium

Pool A

| | | |  |  |  |  | Game | W | L | Ave. |
|---|----------------|-------|---|---|---|---|------|---|---|-------|
|  | Canada | - | | | | W 3-2 | 1 | 1 | 0 | 1.000 |
|  | U.S.A. | | | - | W 15-0 | | 1 | 1 | 0 | 1.000 |
|  | Sri Lanka | | L 0-15 | - | | | 1 | 0 | 1 | .000 |
|  | Chinese Taipei | L 2-3 | | | | - | 1 | 0 | 1 | .000 |

Pool B

| | | |  |  |  |  | Game | W | L | Ave. |
|---|-------|---|---|---|---|---|------|---|---|-------|
|  | China | - | | | | | | | | |
|  | Korea | | | - | | L 0-4 | 1 | 0 | 1 | .000 |
|  | Cuba | | | | - | | | | | |
|  | Japan | | W 4-0 | | | - | 1 | 1 | 0 | 1.000 |

Abbreviations

HITTING

| | |
|----------|--------------------------------------|
| 2B | Doubles |
| 3B | Triples |
| AB | At bats |
| AVG | Batting average |
| BB | Base on balls |
| GPD | Grounded into double plays |
| GP / GS | Games played / Games started |
| H | Base hits |
| HBP | Hit by pitch |
| HR | Home runs |
| IBB | Intentional base on balls |
| OB% | On base percentage |
| R | Runs scored |
| RBI | Runs batted in |
| SB / ATT | Stolen bases / Stolen bases attempts |
| SF | Sacrifice flies |
| SH | Sacrifice hits |
| SLG% | Slugging percentage |
| SO | Strikeouts |
| TB | Total bases |

PITCHING

| | |
|----------|-----------------------------------|
| 2B | Doubles allowed |
| 3B | Triples allowed |
| AB | At bats |
| APP / GS | Appearances / Game starts |
| B/Avg | Opponent batting average |
| BB | Base on balls allowed |
| BF | Batters faced |
| IBB | Intentional base on balls allowed |
| BK | Balk |
| CG | Complete games |
| ER | Earned runs allowed |
| ERA | Earned run average |
| FO | Fly outs |
| GO | Ground outs |
| H | Hits allowed |
| HBP | Hit by pitch |
| HR | Home runs allowed |
| IP | Innings played |
| R | Runs allowed |
| SFA | Sacrifice flies allowed |
| SHA | Sacrifice hits allowed |
| SHO/CHO | Shutouts / Combination shutouts |
| SO | Strikeouts |
| SV | Saves |
| W/L | Wins/Losses |
| WP | Wild pitches |
| NP | Number of pitches |

FIELDING

| | |
|------|---|
| A | Assists |
| C | Chances |
| CI | Catcher's interference |
| CSB | Caught stealing by (pitcher and catcher) |
| DPs | Double plays participated in |
| E | Errors |
| FLD% | Fielding percentage |
| PB | Passed balls (catcher) |
| PO | Putouts |
| SBA | Stolen bases allowed (pitcher and catcher) |
| SBA% | Stolen bases against percentage (pitcher and catcher) |

ANALYSIS STATISTICS

| | |
|-----------------------------|---|
| vs Left | Avg against left-handed pitchers |
| vs Right | Avg against right-handed pitchers |
| rch by leadoff | Avg when leading off an inning |
| with 2 outs | Avg when batting with 2 outs |
| w/runners on | Avg when batting with runners on base |
| w/bases empty | Avg when batting with bases empty |
| RBI ops | Avg when batting with runners on 2nd or 3rd base |
| Gnd out | Number of ground outs (includes SACs, but not errors) |
| Fly out | Number of fly outs (includes SFs, but not errors) |
| Fly / Gnd | Fly outs to ground outs ratio |
| pinch hitting | Avg as pinch hitter |
| with runners in scoring pos | Avg when batting with runners in scoring positions |
| w/rnr on 3rd and LT 2 outs | Avg when batting with runner on third base and less than 2 outs |
| with 2 outs | Avg when batting with 2 outs |
| 2 out rbi | Runs batted in with 2 outs |
| success advancing rnr | Success advancing runners |
| #rnr adv w/out | Number of times batter made an out and advanced at least 1 runner |
| rnr lob | Number of runners left on base by last batter of inning |
| rch err | Reach first base on error |
| rch fc | Reach first base on fielder's choice |
| kl | Strikeouts look |

Game Summary 1



CHINESE TAIPEI - CANADA



Score by Innings R H E

| | | | | | | | | | | | |
|----------------|---|---|---|---|---|---|---|---|---|---|---|
| CANADA | 0 | 2 | 0 | 1 | 0 | 0 | 0 | 0 | 3 | 8 | 1 |
| CHINESE TAIPEI | 0 | 0 | 1 | 0 | 0 | 0 | 1 | 2 | 2 | 4 | 2 |

CANADA 3 (1-0)

| Player | AB | R | H | BI | 2B | 3B | HR | BB | SB | CS | HP | SH | SF | SO | IBB | KL | GDP | PO | A | E |
|---------------|----|---|---|----|----|----|----|----|----|----|----|----|----|----|-----|----|-----|----|----|---|
| MARSHALL 2b | 5 | 0 | 1 | 0 | 0 | 0 | 0 | 0 | 1 | 0 | 0 | 0 | 0 | 0 | 0 | 0 | 0 | 2 | 5 | 1 |
| WALLANCE cf | 3 | 0 | 0 | 0 | 0 | 0 | 0 | 1 | 1 | 0 | 1 | 0 | 0 | 0 | 0 | 0 | 0 | 3 | 0 | 0 |
| DUNSMORE lf | 3 | 0 | 1 | 0 | 0 | 0 | 0 | 2 | 0 | 1 | 0 | 0 | 0 | 0 | 0 | 0 | 0 | 2 | 0 | 0 |
| ELLIS 3b | 4 | 0 | 0 | 0 | 0 | 0 | 0 | 0 | 0 | 0 | 0 | 0 | 0 | 0 | 0 | 0 | 0 | 1 | 2 | 0 |
| FLEMMING dh | 4 | 1 | 1 | 1 | 0 | 0 | 1 | 0 | 0 | 0 | 0 | 0 | 0 | 2 | 0 | 0 | 0 | 0 | 0 | 0 |
| WELCH c | 4 | 0 | 2 | 0 | 1 | 0 | 0 | 0 | 0 | 0 | 0 | 0 | 0 | 0 | 0 | 0 | 0 | 4 | 0 | 0 |
| REGAN 1b | 3 | 1 | 0 | 0 | 0 | 0 | 0 | 1 | 0 | 0 | 0 | 0 | 0 | 0 | 0 | 0 | 1 | 10 | 0 | 0 |
| CARRUTHERS rf | 4 | 1 | 2 | 0 | 0 | 1 | 0 | 0 | 0 | 0 | 0 | 0 | 0 | 0 | 0 | 0 | 0 | 4 | 1 | 0 |
| BELL ss | 4 | 0 | 1 | 1 | 0 | 0 | 0 | 0 | 0 | 0 | 0 | 0 | 0 | 1 | 0 | 0 | 0 | 1 | 2 | 0 |
| MCDONALD p | 0 | 0 | 0 | 0 | 0 | 0 | 0 | 0 | 0 | 0 | 0 | 0 | 0 | 0 | 0 | 0 | 0 | 0 | 0 | 0 |
| REYNOLDS p | 0 | 0 | 0 | 0 | 0 | 0 | 0 | 0 | 0 | 0 | 0 | 0 | 0 | 0 | 0 | 0 | 0 | 0 | 0 | 0 |
| Totals | 34 | 3 | 8 | 2 | 1 | 1 | 1 | 4 | 2 | 1 | 1 | 0 | 0 | 3 | 0 | 0 | 1 | 27 | 10 | 1 |

CHINESE TAIPEI 2 (0-1)

| Player | AB | R | H | BI | 2B | 3B | HR | BB | SB | CS | HP | SH | SF | SO | IBB | KL | GDP | PO | A | E |
|------------|----|---|---|----|----|----|----|----|----|----|----|----|----|----|-----|----|-----|----|----|---|
| LIN W 2b | 4 | 0 | 0 | 0 | 0 | 0 | 0 | 0 | 0 | 0 | 0 | 0 | 0 | 1 | 0 | 0 | 0 | 2 | 4 | 1 |
| YANG H ss | 4 | 0 | 1 | 1 | 0 | 0 | 0 | 0 | 0 | 0 | 0 | 0 | 0 | 0 | 0 | 0 | 0 | 2 | 4 | 1 |
| HUNG rf | 4 | 0 | 0 | 0 | 0 | 0 | 0 | 0 | 0 | 0 | 0 | 0 | 0 | 0 | 0 | 0 | 0 | 2 | 0 | 0 |
| HUANG C 1b | 4 | 1 | 1 | 1 | 0 | 0 | 1 | 0 | 0 | 0 | 0 | 0 | 0 | 3 | 0 | 1 | 0 | 9 | 1 | 0 |
| YANG K dh | 3 | 0 | 1 | 0 | 1 | 0 | 0 | 0 | 0 | 0 | 0 | 0 | 0 | 0 | 0 | 0 | 0 | 0 | 0 | 0 |
| TENG ph | 1 | 0 | 0 | 0 | 0 | 0 | 0 | 0 | 0 | 0 | 0 | 0 | 0 | 0 | 0 | 0 | 0 | 0 | 0 | 0 |
| WANG c | 3 | 0 | 0 | 0 | 0 | 0 | 0 | 0 | 0 | 0 | 0 | 0 | 0 | 0 | 0 | 0 | 0 | 5 | 1 | 0 |
| CHEN W 3b | 3 | 0 | 0 | 0 | 0 | 0 | 0 | 0 | 0 | 0 | 0 | 0 | 0 | 0 | 0 | 0 | 0 | 2 | 2 | 0 |
| HUANG Y lf | 2 | 1 | 1 | 0 | 0 | 0 | 0 | 1 | 0 | 0 | 0 | 0 | 0 | 0 | 0 | 0 | 0 | 2 | 0 | 0 |
| LAN cf | 2 | 0 | 0 | 0 | 0 | 0 | 0 | 0 | 0 | 0 | 0 | 1 | 0 | 0 | 0 | 0 | 0 | 2 | 0 | 0 |
| LIAO W p | 0 | 0 | 0 | 0 | 0 | 0 | 0 | 0 | 0 | 0 | 0 | 0 | 0 | 0 | 0 | 0 | 0 | 0 | 1 | 0 |
| LAI p | 0 | 0 | 0 | 0 | 0 | 0 | 0 | 0 | 0 | 0 | 0 | 0 | 0 | 0 | 0 | 0 | 0 | 1 | 2 | 0 |
| Totals | 30 | 2 | 4 | 2 | 1 | 0 | 1 | 1 | 0 | 0 | 0 | 1 | 0 | 4 | 0 | 1 | 0 | 27 | 15 | 2 |

| CANADA | W/S/L | IP | H | R | ER | BB | SO | WP | HB | BK | IBB | SH | SF | CI | 2B | 3B | HR | AB | BF | FO | GO | NP |
|----------|-------|-----|---|---|----|----|----|----|----|----|-----|----|----|----|----|----|----|----|----|----|----|-----|
| MCDONALD | W,1-0 | 8.0 | 3 | 1 | 1 | 1 | 4 | 0 | 0 | 0 | 0 | 1 | 0 | 0 | 1 | 0 | 0 | 26 | 28 | 12 | 7 | 105 |
| REYNOLDS | S,1 | 1.0 | 1 | 1 | 1 | 0 | 0 | 0 | 0 | 0 | 0 | 0 | 0 | 0 | 0 | 0 | 1 | 4 | 4 | 1 | 2 | 15 |

| CHINESE TAIPEI | W/S/L | IP | H | R | ER | BB | SO | WP | HB | BK | IBB | SH | SF | CI | 2B | 3B | HR | AB | BF | FO | GO | NP |
|----------------|-------|-----|---|---|----|----|----|----|----|----|-----|----|----|----|----|----|----|----|----|----|----|----|
| LIAO W | L,0-1 | 3.2 | 5 | 3 | 2 | 2 | 1 | 0 | 0 | 0 | 0 | 0 | 0 | 0 | 0 | 1 | 1 | 16 | 18 | 3 | 6 | 76 |
| LAI | | 5.1 | 3 | 0 | 0 | 2 | 2 | 0 | 1 | 0 | 0 | 0 | 0 | 0 | 1 | 0 | 0 | 18 | 21 | 5 | 8 | 85 |

Umpires - HP: K.Kuwabara (JPN) 1B: Li Weigeng (CHN) 2B: T.Yamaguchi (JPN) 3B:
Yoon Myung-Hoon(KOR) Start: 12:00 Time: 2:45 Attendance: 300

Weather: Cloudy

Game notes: TC:K.Aso (JPN) Scorer:T.Sumii (JPN) S.Numata (JPN)

Game: 1

Game Summary 2



JAPAN - KOREA



Score by Innings R H E

KOREA 000 000 000 0 7 0
JAPAN 000 002 02X 4 6 1

KOREA 0 (0-1)

| Player | AB | R | H | BI | 2B | 3B | HR | BB | SB | CS | HP | SH | SF | SO | IBB | KL | GDP | PO | A | E |
|-----------|----|---|---|----|----|----|----|----|----|----|----|----|----|----|-----|----|-----|----|----|---|
| KO J cf | 4 | 0 | 1 | 0 | 0 | 0 | 0 | 0 | 0 | 0 | 0 | 0 | 0 | 1 | 0 | 0 | 0 | 2 | 0 | 0 |
| LEE T rf | 3 | 0 | 0 | 0 | 0 | 0 | 0 | 1 | 0 | 0 | 0 | 0 | 0 | 2 | 0 | 1 | 0 | 1 | 0 | 0 |
| SEO dh | 4 | 0 | 1 | 0 | 0 | 0 | 0 | 0 | 0 | 0 | 0 | 0 | 0 | 0 | 0 | 0 | 0 | 0 | 0 | 0 |
| KIM 1b | 4 | 0 | 3 | 0 | 0 | 0 | 0 | 0 | 0 | 0 | 0 | 0 | 0 | 1 | 0 | 0 | 0 | 10 | 2 | 0 |
| NO J 3b | 2 | 0 | 0 | 0 | 0 | 0 | 0 | 0 | 0 | 0 | 0 | 0 | 0 | 1 | 0 | 0 | 0 | 0 | 1 | 0 |
| KO Y 3b | 2 | 0 | 0 | 0 | 0 | 0 | 0 | 0 | 0 | 0 | 0 | 0 | 0 | 2 | 0 | 1 | 0 | 0 | 0 | 0 |
| SHIN B ss | 4 | 0 | 1 | 0 | 0 | 0 | 0 | 0 | 0 | 0 | 0 | 0 | 0 | 1 | 0 | 0 | 0 | 4 | 2 | 0 |
| PARK J lf | 3 | 0 | 0 | 0 | 0 | 0 | 0 | 0 | 0 | 0 | 0 | 1 | 0 | 3 | 0 | 1 | 0 | 2 | 0 | 0 |
| JUNG Y 2b | 4 | 0 | 1 | 0 | 0 | 0 | 0 | 0 | 0 | 0 | 0 | 0 | 0 | 2 | 0 | 1 | 0 | 0 | 6 | 0 |
| YOON Y c | 3 | 0 | 0 | 0 | 0 | 0 | 0 | 0 | 0 | 0 | 0 | 0 | 0 | 3 | 0 | 1 | 0 | 4 | 0 | 0 |
| CHO ph | 1 | 0 | 0 | 0 | 0 | 0 | 0 | 0 | 0 | 0 | 0 | 0 | 0 | 1 | 0 | 0 | 0 | 0 | 0 | 0 |
| YOON M p | 0 | 0 | 0 | 0 | 0 | 0 | 0 | 0 | 0 | 0 | 0 | 0 | 0 | 0 | 0 | 0 | 0 | 1 | 0 | 0 |
| NA p | 0 | 0 | 0 | 0 | 0 | 0 | 0 | 0 | 0 | 0 | 0 | 0 | 0 | 0 | 0 | 0 | 0 | 0 | 0 | 0 |
| LIM p | 0 | 0 | 0 | 0 | 0 | 0 | 0 | 0 | 0 | 0 | 0 | 0 | 0 | 0 | 0 | 0 | 0 | 0 | 1 | 0 |
| Totals | 34 | 0 | 7 | 0 | 0 | 0 | 0 | 1 | 0 | 0 | 0 | 1 | 0 | 17 | 0 | 5 | 0 | 24 | 12 | 0 |

JAPAN 4 (1-0)

| Player | AB | R | H | BI | 2B | 3B | HR | BB | SB | CS | HP | SH | SF | SO | IBB | KL | GDP | PO | A | E |
|-----------------|----|---|---|----|----|----|----|----|----|----|----|----|----|----|-----|----|-----|----|---|---|
| SUZUKI 3b | 3 | 0 | 0 | 0 | 0 | 0 | 0 | 0 | 0 | 0 | 0 | 0 | 0 | 0 | 0 | 0 | 2 | 0 | 0 | 1 |
| MATSUMOTO ph/3b | 1 | 0 | 0 | 0 | 0 | 0 | 0 | 0 | 0 | 0 | 0 | 0 | 0 | 0 | 0 | 0 | 0 | 0 | 0 | 0 |
| ABE ss | 3 | 1 | 0 | 0 | 0 | 0 | 0 | 1 | 0 | 0 | 0 | 0 | 0 | 0 | 0 | 0 | 0 | 0 | 2 | 0 |
| ISHIMINE cf | 3 | 2 | 2 | 2 | 0 | 0 | 1 | 1 | 1 | 0 | 0 | 0 | 0 | 1 | 0 | 1 | 0 | 1 | 0 | 0 |
| ITO rf | 4 | 1 | 1 | 2 | 0 | 0 | 1 | 0 | 0 | 0 | 0 | 0 | 0 | 1 | 0 | 0 | 0 | 1 | 0 | 0 |
| TAKI 1b | 4 | 0 | 0 | 0 | 0 | 0 | 0 | 0 | 0 | 0 | 0 | 0 | 0 | 1 | 0 | 0 | 0 | 6 | 1 | 0 |
| KOIKE c | 3 | 0 | 0 | 0 | 0 | 0 | 0 | 0 | 0 | 0 | 0 | 0 | 0 | 1 | 0 | 1 | 0 | 17 | 0 | 0 |
| INOUE dh | 1 | 0 | 0 | 0 | 0 | 0 | 0 | 1 | 0 | 0 | 0 | 0 | 0 | 0 | 0 | 0 | 0 | 0 | 0 | 0 |
| ARAKI pr | 0 | 0 | 0 | 0 | 0 | 0 | 0 | 0 | 0 | 0 | 1 | 0 | 0 | 0 | 0 | 0 | 0 | 0 | 0 | 0 |
| HASEGAWA lf | 3 | 0 | 2 | 0 | 1 | 0 | 0 | 0 | 0 | 0 | 0 | 0 | 0 | 0 | 0 | 0 | 0 | 0 | 0 | 0 |
| WATANABE 2b | 2 | 0 | 1 | 0 | 0 | 0 | 0 | 1 | 0 | 0 | 0 | 0 | 0 | 0 | 0 | 0 | 0 | 2 | 1 | 0 |
| SAITO p | 0 | 0 | 0 | 0 | 0 | 0 | 0 | 0 | 0 | 0 | 0 | 0 | 0 | 0 | 0 | 0 | 0 | 0 | 1 | 0 |
| INUUI p | 0 | 0 | 0 | 0 | 0 | 0 | 0 | 0 | 0 | 0 | 0 | 0 | 0 | 0 | 0 | 0 | 0 | 0 | 1 | 0 |
| OHISHI p | 0 | 0 | 0 | 0 | 0 | 0 | 0 | 0 | 0 | 0 | 0 | 0 | 0 | 0 | 0 | 0 | 0 | 0 | 0 | 0 |
| Totals | 27 | 4 | 6 | 4 | 1 | 0 | 2 | 4 | 1 | 0 | 1 | 0 | 0 | 4 | 0 | 2 | 2 | 27 | 6 | 1 |

| KOREA | W/S/L | IP | H | R | ER | BB | SO | WP | HB | BK | IBB | SH | SF | CI | 2B | 3B | HR | AB | BF | FO | GO | NP |
|--------|-------|-----|---|---|----|----|----|----|----|----|-----|----|----|----|----|----|----|----|----|----|----|----|
| YOON M | L,0-1 | 5.1 | 4 | 1 | 1 | 3 | 2 | 0 | 0 | 0 | 0 | 0 | 0 | 0 | 1 | 0 | 0 | 18 | 21 | 3 | 9 | 74 |
| NA | | 0.2 | 1 | 1 | 1 | 0 | 0 | 0 | 1 | 0 | 0 | 0 | 0 | 0 | 0 | 0 | 1 | 3 | 4 | 2 | 0 | 9 |
| LIM | | 2.0 | 1 | 2 | 2 | 1 | 2 | 0 | 0 | 0 | 0 | 0 | 0 | 0 | 0 | 0 | 1 | 6 | 7 | 3 | 0 | 35 |

| JAPAN | W/S/L | IP | H | R | ER | BB | SO | WP | HB | BK | IBB | SH | SF | CI | 2B | 3B | HR | AB | BF | FO | GO | NP |
|--------|-------|-----|---|---|----|----|----|----|----|----|-----|----|----|----|----|----|----|----|----|----|----|-----|
| SAITO | W,1-0 | 6.0 | 5 | 0 | 0 | 1 | 9 | 1 | 0 | 0 | 0 | 1 | 0 | 0 | 0 | 0 | 0 | 23 | 25 | 3 | 6 | 111 |
| INUUI | | 2.0 | 2 | 0 | 0 | 0 | 5 | 0 | 0 | 0 | 0 | 0 | 0 | 0 | 0 | 0 | 0 | 8 | 8 | 0 | 1 | 44 |
| OHISHI | | 1.0 | 0 | 0 | 0 | 0 | 3 | 0 | 0 | 0 | 0 | 0 | 0 | 0 | 0 | 0 | 0 | 3 | 3 | 0 | 0 | 14 |

Umpires - HP: Greg Street(USA) 1B: H.Ming-Liang(TPE) 2B: E.Jerkovits(CAN) 3B: Sujeewa(SRI) Start: 18:00 Time: 3:05 Attendance: 5000
Weather: Cloudy NA faced 1 batter in the 7th.
Game: 2

Game Summary 3



UNITED STATES OF AMERICA – SRI LANKA



Score by Innings R H E

SRI LANKA 000 00 0 1 3
USA 107 52x 15 12 0

SRI LANKA 0 (0-1)

| Player | AB | R | H | BI | 2B | 3B | HR | BB | SB | CS | HP | SH | SF | SO | IBB | KL | GDP | PO | A | E |
|-----------------|----|---|---|----|----|----|----|----|----|----|----|----|----|----|-----|----|-----|----|---|---|
| WITHANAGE lf | 2 | 0 | 0 | 0 | 0 | 0 | 0 | 0 | 0 | 0 | 0 | 0 | 0 | 2 | 0 | 0 | 0 | 1 | 0 | 1 |
| THEEKSHANA 2b | 2 | 0 | 1 | 0 | 0 | 0 | 0 | 0 | 0 | 0 | 0 | 0 | 0 | 0 | 0 | 0 | 0 | 0 | 1 | 0 |
| NIROSHAN 1b | 2 | 0 | 0 | 0 | 0 | 0 | 0 | 0 | 0 | 0 | 0 | 0 | 0 | 2 | 0 | 0 | 0 | 5 | 0 | 0 |
| BHANUKA c | 2 | 0 | 0 | 0 | 0 | 0 | 0 | 0 | 0 | 0 | 0 | 0 | 0 | 2 | 0 | 1 | 0 | 2 | 0 | 0 |
| ASANKA 3b | 2 | 0 | 0 | 0 | 0 | 0 | 0 | 0 | 0 | 0 | 0 | 0 | 0 | 1 | 0 | 0 | 0 | 0 | 0 | 0 |
| NERANJAN p | 1 | 0 | 0 | 0 | 0 | 0 | 0 | 0 | 0 | 0 | 0 | 0 | 0 | 1 | 0 | 1 | 0 | 0 | 1 | 0 |
| RAJITHA p | 0 | 0 | 0 | 0 | 0 | 0 | 0 | 0 | 0 | 0 | 0 | 0 | 0 | 0 | 0 | 0 | 0 | 0 | 0 | 0 |
| SAMARASINGHE ph | 1 | 0 | 0 | 0 | 0 | 0 | 0 | 0 | 0 | 0 | 0 | 0 | 0 | 1 | 0 | 0 | 0 | 0 | 0 | 0 |
| PRASAD p | 0 | 0 | 0 | 0 | 0 | 0 | 0 | 0 | 0 | 0 | 0 | 0 | 0 | 0 | 0 | 0 | 0 | 0 | 0 | 0 |
| LASANTHA ss | 2 | 0 | 0 | 0 | 0 | 0 | 0 | 0 | 1 | 0 | 0 | 0 | 0 | 2 | 0 | 1 | 0 | 0 | 0 | 0 |
| GAYAN P rf | 2 | 0 | 0 | 0 | 0 | 0 | 0 | 0 | 0 | 0 | 0 | 0 | 0 | 2 | 0 | 0 | 0 | 3 | 0 | 0 |
| SAHAN cf | 1 | 0 | 0 | 0 | 0 | 0 | 0 | 0 | 0 | 0 | 0 | 0 | 0 | 1 | 0 | 0 | 0 | 3 | 0 | 2 |
| Totals | 17 | 0 | 1 | 0 | 0 | 0 | 0 | 0 | 1 | 0 | 0 | 0 | 0 | 14 | 0 | 3 | 0 | 14 | 2 | 3 |

USA 15 (1-0)

| Player | AB | R | H | BI | 2B | 3B | HR | BB | SB | CS | HP | SH | SF | SO | IBB | KL | GDP | PO | A | E |
|-----------------|----|----|----|----|----|----|----|----|----|----|----|----|----|----|-----|----|-----|----|---|---|
| MAGGI 2b | 3 | 2 | 2 | 1 | 1 | 0 | 0 | 0 | 0 | 0 | 0 | 0 | 0 | 0 | 0 | 0 | 0 | 0 | 1 | 0 |
| MILLER ph/2b | 0 | 0 | 0 | 0 | 0 | 0 | 0 | 1 | 0 | 0 | 0 | 0 | 0 | 0 | 0 | 0 | 0 | 0 | 0 | 0 |
| FONTANA ss | 4 | 1 | 1 | 0 | 0 | 0 | 0 | 0 | 1 | 0 | 0 | 0 | 0 | 0 | 0 | 0 | 0 | 0 | 0 | 0 |
| BRADLEY cf | 3 | 1 | 0 | 1 | 0 | 0 | 0 | 0 | 0 | 0 | 0 | 0 | 1 | 1 | 0 | 0 | 0 | 0 | 0 | 0 |
| WRIGHT dh | 3 | 2 | 2 | 1 | 1 | 0 | 0 | 0 | 1 | 0 | 0 | 0 | 0 | 0 | 0 | 0 | 0 | 0 | 0 | 0 |
| DICKERSON ph | 1 | 0 | 0 | 0 | 0 | 0 | 0 | 0 | 0 | 0 | 0 | 0 | 0 | 0 | 0 | 0 | 0 | 0 | 0 | 0 |
| SPRINGER lf | 3 | 3 | 2 | 2 | 1 | 0 | 1 | 1 | 1 | 0 | 0 | 0 | 0 | 0 | 0 | 0 | 0 | 0 | 0 | 0 |
| RAMIREZ Nick 1b | 2 | 3 | 1 | 1 | 0 | 0 | 1 | 1 | 0 | 0 | 1 | 0 | 0 | 0 | 0 | 0 | 0 | 2 | 0 | 0 |
| ESPOSITO 3b | 1 | 2 | 1 | 3 | 1 | 0 | 0 | 0 | 1 | 0 | 2 | 0 | 0 | 0 | 0 | 0 | 0 | 0 | 0 | 0 |
| O'BRIEN c | 2 | 0 | 0 | 1 | 0 | 0 | 0 | 0 | 0 | 0 | 0 | 0 | 1 | 1 | 0 | 0 | 0 | 13 | 0 | 0 |
| MAHTOOK rf | 3 | 1 | 3 | 3 | 1 | 1 | 0 | 0 | 1 | 0 | 0 | 0 | 0 | 0 | 0 | 0 | 0 | 0 | 0 | 0 |
| GRAY p | 0 | 0 | 0 | 0 | 0 | 0 | 0 | 0 | 0 | 0 | 0 | 0 | 0 | 0 | 0 | 0 | 0 | 0 | 0 | 0 |
| Totals | 25 | 15 | 12 | 13 | 5 | 1 | 2 | 3 | 5 | 0 | 3 | 0 | 2 | 2 | 0 | 0 | 0 | 15 | 1 | 0 |

| SRI LANKA | W/S/L | IP | H | R | ER | BB | SO | WP | HB | BK | IBB | SH | SF | CI | 2B | 3B | HR | AB | BF | FO | GO | NP |
|-----------|-------|-----|---|----|----|----|----|----|----|----|-----|----|----|----|----|----|----|----|----|----|----|----|
| NERANJAN | L,0-1 | 3.1 | 8 | 11 | 8 | 2 | 2 | 0 | 2 | 1 | 0 | 0 | 1 | 0 | 3 | 1 | 0 | 18 | 23 | 5 | 3 | 72 |
| RAJITHA | | 0.2 | 2 | 2 | 1 | 1 | 0 | 0 | 1 | 0 | 0 | 0 | 1 | 0 | 2 | 0 | 0 | 3 | 6 | 2 | 0 | 19 |
| PRASAD | | 0.2 | 2 | 2 | 2 | 0 | 0 | 0 | 0 | 0 | 0 | 0 | 0 | 0 | 0 | 0 | 2 | 4 | 4 | 2 | 0 | 10 |

| USA | W/S/L | IP | H | R | ER | BB | SO | WP | HB | BK | IBB | SH | SF | CI | 2B | 3B | HR | AB | BF | FO | GO | NP |
|------|-------|-----|---|---|----|----|----|----|----|----|-----|----|----|----|----|----|----|----|----|----|----|----|
| GRAY | W,1-0 | 5.0 | 1 | 0 | 0 | 0 | 14 | 0 | 0 | 0 | 0 | 0 | 0 | 0 | 0 | 0 | 0 | 17 | 17 | 0 | 2 | 71 |

Umpires – HP: T.Totsuka(JPN) 1B: T.Muramatsu(JPN) 2B: Y.Ishizaki(JPN) 3B:

J.Motoo(JPN) Start: 14:00 Time: 1:24 Attendance:

Weather: Cloud

Game: 3

Leaders Summary

| TEAM BATTING | G | Avg | AB | R | H | RBI | 2B | 3B | HR | BB | SO | SB |
|--------------|---|-------|----|----|----|-----|----|----|----|----|----|----|
| CAN | 1 | 0.235 | 34 | 3 | 8 | 2 | 1 | 1 | 1 | 4 | 3 | 2 |
| KOR | 1 | 0.206 | 34 | 0 | 7 | 0 | 0 | 0 | 0 | 1 | 17 | 0 |
| USA | 1 | 0.480 | 25 | 15 | 12 | 13 | 5 | 1 | 2 | 3 | 2 | 5 |
| SRI | 1 | 0.059 | 17 | 0 | 1 | 0 | 0 | 0 | 0 | 0 | 14 | 1 |
| TPE | 1 | 0.133 | 30 | 2 | 4 | 2 | 1 | 0 | 1 | 1 | 4 | 0 |
| JPN | 1 | 0.222 | 27 | 4 | 6 | 4 | 1 | 0 | 2 | 4 | 4 | 1 |

| TEAM PITCHING | G | ERA | W | L | S | IP | H | R | ER | BB | SO |
|---------------|---|-------|---|---|---|-----|----|----|----|----|----|
| CAN | 1 | 2.00 | 1 | 0 | 1 | 9.0 | 4 | 2 | 2 | 1 | 4 |
| KOR | 1 | 4.50 | 0 | 1 | 0 | 8.0 | 6 | 4 | 4 | 4 | 4 |
| USA | 1 | 4.50 | 0 | 1 | 0 | 8.0 | 6 | 4 | 4 | 4 | 4 |
| SRI | 1 | 21.21 | 0 | 1 | 0 | 4.2 | 12 | 15 | 11 | 3 | 2 |
| TPE | 1 | 2.00 | 0 | 1 | 0 | 9.0 | 8 | 3 | 2 | 4 | 3 |
| JPN | 1 | 0.00 | 1 | 0 | 0 | 9.0 | 7 | 0 | 0 | 1 | 17 |

INDIVIDUAL BATTING

| Min 2.7AB/Team Game | G | Avg | AB | R | H | RBI | 2B | 3B | HR | BB |
|---------------------|---|-------|----|---|---|-----|----|----|----|----|
| Mahtook USA | 1 | 1.000 | 3 | 1 | 3 | 3 | 1 | 1 | 0 | 0 |
| KIM YONG HO USA | 1 | 0.750 | 4 | 0 | 3 | 0 | 0 | 0 | 0 | 0 |
| Springer KOR | 1 | 0.667 | 3 | 3 | 2 | 2 | 1 | 0 | 1 | 1 |
| Maggi USA | 1 | 0.667 | 3 | 2 | 2 | 1 | 1 | 0 | 0 | 0 |
| Wright USA | 1 | 0.667 | 3 | 2 | 2 | 1 | 1 | 0 | 0 | 0 |
| Ishimine USA | 1 | 0.667 | 3 | 2 | 2 | 2 | 0 | 0 | 1 | 1 |
| Hasegawa JPN | 1 | 0.667 | 3 | 0 | 2 | 0 | 1 | 0 | 0 | 0 |
| Welch JPN | 1 | 0.500 | 4 | 0 | 2 | 0 | 1 | 0 | 0 | 0 |
| Carruthers USA | 1 | 0.500 | 4 | 1 | 2 | 0 | 0 | 1 | 0 | 0 |
| YANG KUAN WEI SRI | 1 | 0.333 | 3 | 0 | 1 | 0 | 1 | 0 | 0 | 0 |

INDIVIDUAL PITCHING

| Min 0.8 IP/Team game | GP | ERA | W | L | S | IP | HIT | LR | ER | BB | SO |
|----------------------|----|------|---|---|---|-----|-----|----|----|----|----|
| Gray USA | 1 | 0.00 | 1 | 0 | 0 | 5.0 | 1 | 0 | 0 | 0 | 14 |
| LAI HUNG CHENG TPE | 1 | 0.00 | 0 | 0 | 0 | 5.1 | 3 | 0 | 0 | 2 | 2 |
| Saito JPN | 1 | 0.00 | 1 | 0 | 0 | 6.0 | 5 | 0 | 0 | 0 | 9 |
| Inui JPN | 1 | 0.00 | 0 | 0 | 0 | 2.0 | 2 | 0 | 0 | 1 | 5 |
| Oishi JPN | 1 | 0.00 | 0 | 0 | 0 | 1.0 | 0 | 0 | 0 | 0 | 3 |
| McDonald CAN | 1 | 1.13 | 1 | 0 | 0 | 8.0 | 3 | 1 | 1 | 1 | 4 |
| YOON MYUNG JUNE KOR | 1 | 1.69 | 0 | 1 | 0 | 5.1 | 4 | 1 | 1 | 3 | 2 |
| LIAO WEN-YANG TPE | 1 | 4.91 | 0 | 1 | 0 | 3.2 | 5 | 3 | 2 | 2 | 1 |
| Reynolds CAN | 1 | 9.00 | 0 | 0 | 0 | 1.0 | 1 | 1 | 1 | 0 | 0 |
| LIM CHI YOUNG KOR | 1 | 9.00 | 0 | 0 | 0 | 2.0 | 1 | 2 | 2 | 1 | 2 |

HITS

| | |
|----------------------|---|
| KIM YONG KOR | 3 |
| Mahtook USA | 3 |
| 7 tied with 2 hit(s) | |

RUNS SCORED IN

| | |
|----------------------|---|
| Springer USA | 3 |
| N.Ramirez USA | 3 |
| 4 tied with 2 run(s) | |

RUNS BATTED IN

| | |
|--------------|---|
| Esposito USA | 3 |
| Mahtook USA | 3 |
| Springer USA | 2 |
| Ishimine JPN | 2 |
| Ito JPN | 2 |

DOUBLES

| | |
|-------------------------|--|
| 8 tied with 1 double(s) | |
|-------------------------|--|

TRIPLES

| | |
|----------------|---|
| Mahtook USA | 1 |
| Carruthers CAN | 1 |

HOME RUNS

| | |
|---------------------------|--|
| 6 tied with 1 home run(s) | |
|---------------------------|--|

TOTAL BASES

| | |
|-----------------------------|---|
| Springer USA | 6 |
| Mahtook USA | 6 |
| Ishimine JPN | 5 |
| 5 tied with 4 total base(s) | |

STOLEN BASES SB-ATT

| | |
|------------------------------|--|
| 9 tied with 1 stolen base(s) | |
|------------------------------|--|

| STRIKEOUTS | IP | SO |
|--------------|-----|----|
| Gray USA | 5.0 | 14 |
| Saito JPN | 6.0 | 9 |
| Inui JPN | 2.0 | 5 |
| McDonald CAN | 8.0 | 4 |
| Oishi JPN | 1.0 | 3 |

Technical Appointments

Saturday 31st July

Game 4

| Field | Time | Home Team | | Visitor Team | |
|----------------------|----------------|------------------|--------------|--------------|--|
| Jingu | 12:00 | KOREA | | CUBA | |
| Umpires: | S.Hayashi(JPN) | T.Suzuki(JPN) | Sujeewa(SRI) | K.Numaj(JPN) | |
| Scorekeepers: | S.Seki(JPN) | Y.Shimamura(JPN) | | | |
| T.C.: | M.Yamanaka | | | | |

Game 5

| Field | Time | Home Team | | Visitor Team | |
|----------------------|------------------|---------------|-------------------|----------------|--|
| Jingu | 18:00 | CHINA | | JAPAN | |
| Umpires: | E.Jerkovits(CAN) | G.Street(USA) | H.Ming-Liang(TPE) | T.Totsuka(JPN) | |
| Scorekeepers: | T.Sumij(JPN) | T.Yugeta(JPN) | | | |
| T.C.: | K.Aso(JPN) | | | | |

Game 6

| Field | Time | Home Team | | Visitor Team | |
|----------------------|------------------|----------------------|----------------|------------------|--|
| U-S | 14:00 | CANADA | | SRI LANKA | |
| Umpires: | Li Weigeng(CHN) | Yoon Myung-Hoon(KOR) | T.Kikuchi(JPN) | T.Yamaguchi(JPN) | |
| Scorekeepers: | N.Otsuka(JPN) | T.Kudoh(JPN) | | | |
| T.C.: | Y.Yoshikawa(JPN) | | | | |